

# PHOENIX

Superior batten available in 4', 5' and 6', standard and high-output with additional options



CONSTRUCTION DETAIL LED's ON MCPCB WITH OPAL DIFFUSER



IP20



L80  
100,000

SDCM <3

LITHIUM M3

## APPLICATIONS

- Garages & workshops - Store rooms
- Corridors & circulation areas

## CONSTRUCTION

- Conventional batten width steel body
- LEDs on metal-core PCB
- White gloss powder coated finish
- Opal polycarbonate LED diffuser
- BESA fixing points on rear

## TECHNICAL DETAILS

- 165 lm/W
- **SIZE** Standard and high-output versions available in 3 sizes:
  - 4', 30W, 3,810 lm, 127 l.m/c.W
  - 5', 40W, 4,955 lm, 130 l.m/c.W
  - 5', 65W, 8,350 lm, 127 l.m/c.W
  - 6', 50W, 6,070 lm, 126 l.m/c.W
  - 6', 75W, 9,165 lm, 123 l.m/c.W
- CRI >80
- CCT 4000K or 5000K
- Branded ENEC approved flicker free driver

## OPTIONS

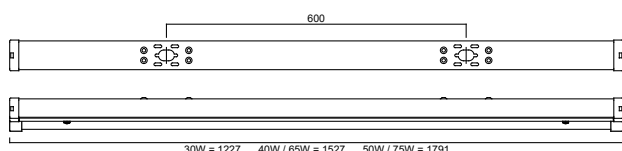
**EMERGENCY** Maintained 3 hours available on all variants. Add suffix M3L.

**SPECIALIST EMERGENCY** Self-Test Emergency (Suffix STM3) or DALI Addressable Emergency (Suffix DAM3) options available.

**DIMMING** DD (DALI or Switch Dim) or CF (Corridor Function) available. Add suffix DD or CF as required

**ATTACHMENTS** Full range available. See opposite.

**SENSORS** MW or PIR end mount sensors available. See page 101



ORDER CODE	DESCRIPTION	4000K
NPH30/LED/840	Phoenix LED 30W 4Ft 840	
NPH40/LED/840	Phoenix LED 40W 5Ft 840	
NPH50/LED/840	Phoenix LED 50W 6Ft 840	
NPH65/LED/840	Phoenix LED 65W 5Ft High Output 840	
NPH75/LED/840	Phoenix LED 75W 6Ft High Output 840	


ORDER CODE	DESCRIPTION	5000K
NPH30/LED/850	Phoenix LED 30W 4Ft 850	
NPH40/LED/850	Phoenix LED 40W 5Ft 850	
NPH50/LED/850	Phoenix LED 50W 6Ft 850	
NPH65/LED/850	Phoenix LED 65W 5Ft High Output 850	
NPH75/LED/850	Phoenix LED 75W 6Ft High Output 850	

# PHOENIX ATTACHMENTS

## CONTROLLER

Made from polycarbonate, the controller is shatter proof and virtually indestructible. The smooth exterior gives an easily cleaned surface while the ribbed interior gives an attractive appearance and good glare control. Supplied complete with the necessary support clips.

ORDER CODE	DESCRIPTION
NPH/CNTR/LED/30	Phoenix Controller LED 30W 4Ft
NPH/CNTR/LED/40	Phoenix Controller LED 40/65W 5Ft
NPH/CNTR/LED/50	Phoenix Controller LED 50/75W 6Ft
NPH/CNTR/CLIP/PK4	Phoenix Controller LED Support Clip Pack Of 4




## STEEL REFLECTOR

Made from steel with white gloss powder coated finish. Order as required to create a symmetric or an asymmetric distribution:

- When fitted singly, these will give an asymmetric light distribution.
- When fitted as a pair, these will give a symmetric distribution.

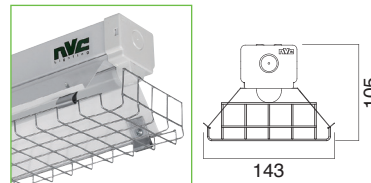
ORDER CODE	DESCRIPTION
NPH/REFL/LED/30/ST	Phoenix Reflector Steel LED 30W 4Ft 1-Side
NPH/REFL/LED/40/ST	Phoenix Reflector Steel LED 40/65W 5Ft 1-Side
NPH/REFL/LED/50/ST	Phoenix Reflector Steel LED 50/75W 6Ft 1-Side



## WIRE GUARD

Made from zinc coated steel mesh. Each wire guard attaches to a pair of steel reflectors with the fixing kit supplied.

ORDER CODE	DESCRIPTION
NPH/WG/LED/40	Phoenix Wire Guard LED 40/65W 5Ft
NPH/WG/LED/50	Phoenix Wire Guard LED 50/75W 6Ft



## BATTEN-MOUNT SENSORS

These sensors all have a 20mm threaded entry and are suitable (subject to their IP rating) for fitting to battens and non-corrosive fittings. They are both to be ordered as separate items to be fitted to the luminaire during installation.



See our CONTROLS section, page 101 for more details