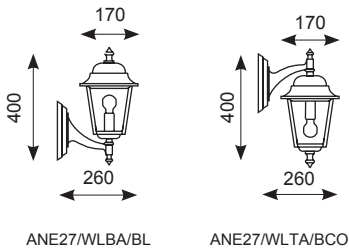





- Die-cast aluminium four sided lantern
- Black and Black Copper finishes
- Smoked glass diffuser
- Full size post lanterns incorporate hinged door for easy wiring access

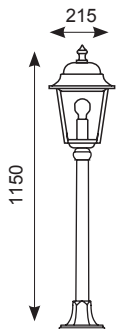


ANE27/WLBA/BL

ANE27/WLTA/BCO



ANE27/PIL/BL



ANE27/MPTL/BCO

| E27 Options | | |
|--------------------------|-----------|-----------|
| 60W to 100W | 23W 53 | 20W 53 |
| | | |
| 130 | 130 | |
| Maximum size and wattage | | |



ANE27/MPTL/BCO



ANE27/WLBA/BL



ANE27/WLTA/BCO



ANE27/PIL/BL

| | Code | Lamp | Description |
|---------------------|----------------|------|-------------------------------|
| Wall Lantern | ANE27/WLTA/BL | E27 | 60W Top Arm - Black |
| | ANE27/WLTA/BCO | E27 | 60W Top Arm - Black Copper |
| | ANE27/WLBA/BL | E27 | 60W Bottom Arm - Black |
| | ANE27/WLBA/BCO | E27 | 60W Bottom Arm - Black Copper |

| | | | |
|-----------------------|---------------|-----|--------------------|
| Pillar Lantern | ANE27/PIL/BL | E27 | 60W - Black |
| | ANE27/PIL/BCO | E27 | 60W - Black Copper |

| | | | |
|--------------------------|----------------|-----|---------------------|
| Mini Post Lantern | ANE27/MPTL/BL | E27 | 100W - Black |
| | ANE27/MPTL/BCO | E27 | 100W - Black Copper |

| | | |
|--------------------|------|----------------------------------|
| Accessories | ALCB | Corner Bracket For Wall Lanterns |
|--------------------|------|----------------------------------|

