



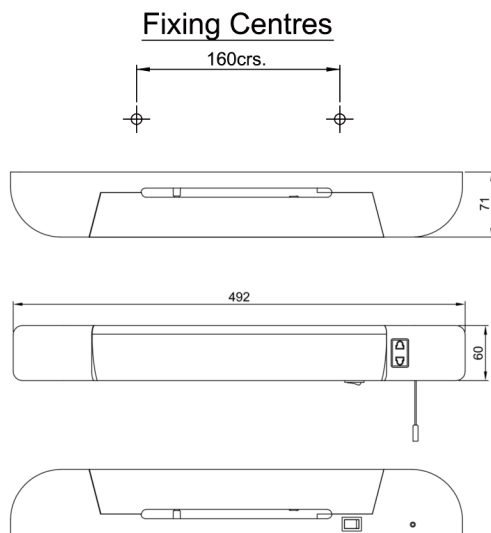
Installation / Operating Instruction for LED Bathroom Shaver Lights - Models: STA4LED & STA4LEDCH

Please read the instructions fully before attempting installation.

IMPORTANT

*This unit should be installed by a competent person
in accordance with the current IET Wiring Regulations.
If in doubt consult a qualified electrician.*

Always ensure that there is enough adequate free air ventilation around the luminaire at all times. Do not install this product in damp or on newly plastered ceilings.



INSTALLATION

Always switch off the mains supply before installation or servicing.

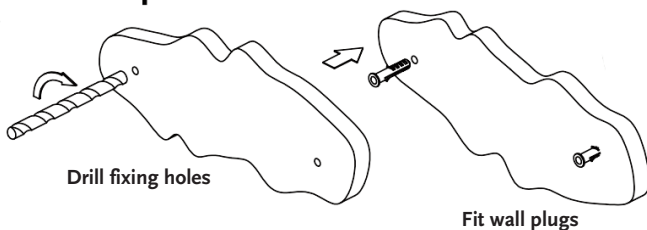
Step 1.

Unpack the luminaire and check that you have all the tools to install the luminaire safely and in compliance with current electrical standards. Ensure there are no obstructions or services in the way. Switch off mains power supply.

Step 2.

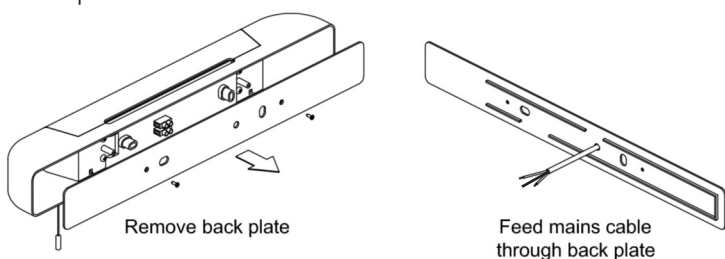
Locate the luminaire in the desired position and mark the hole fixing centres as shown above. Drill holes and insert rawl plugs provided.

Step 2



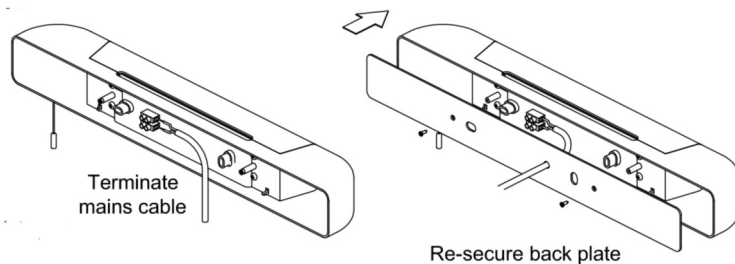
Step 3.

Remove luminaire back plate and feed the mains cable through the hole in the back plate.



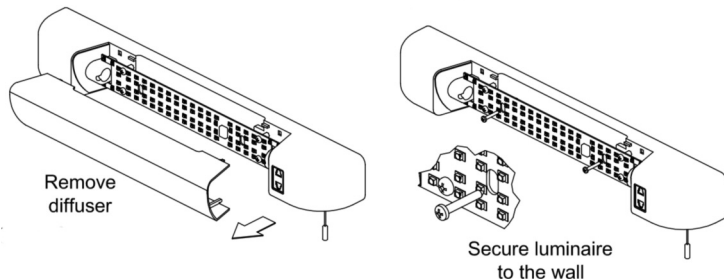
Step 4.

Terminate the mains cable into the terminal block mounted on the underside of the luminaire, reinstate the luminaire back plate.



Step 5.

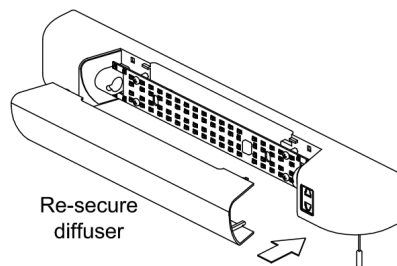
Remove the diffuser and secure the luminaire to the wall using the holes drilled in step 2 and the screws provided.



Step 6.

Re-fit front diffuser and restore electricity and check illumination.

NOTE: Fittings should not be installed near to heat sources or in any area's with an ambient temperature normally in excess of 40°C



TECHNICAL INFORMATION

Rated voltage: 240V AC, 50Hz supply

IP Rating: IP20

Rated Wattage: 7W

Running Current: 0.05 Amps

LED power

Consumption: 480 lumens, 68.6 lm/W

Colour Temp: 6000K

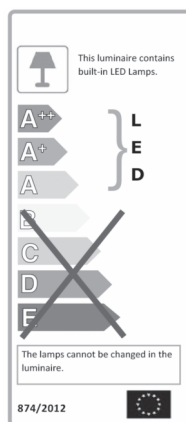
Long Life span: 30,000 hours

Ambient Temp: -20°C - +40°C

Dimensions: H59 x W490 x D70mm

Wire: Brown cable to connection marked "L"
Blue cable to connection marked "N"
Green/Yellow cable to connection marked "PE"

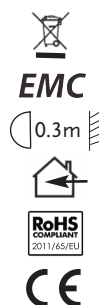
Conforms to: BS EN 60598-2-1



GUARANTEE

Your KingShield LED Bathroom Shaver Light is guaranteed for 3 years from the date of purchase. This does not affect your statutory rights.

**PLEASE KEEP THESE INSTRUCTIONS
SAFE FOR FUTURE REFERENCE**



**GREEN
BROOK**
ELECTRICAL PLC
WEST ROAD . HARLOW
ESSEX . CM20 2BG . UK
sales@greenbrook.co.uk
www.greenbrook.co.uk