

## Concealed Fixing Accessories on Stylish Slim Plates

Slim and stylish with soft rounded edges, the Hartland CFX® range helps provide the finishing touch to any project. The face plates are firmly held in place to the back frame with a patented 4 point clipping system, concealing the fixings for a seamless finish.

- Six superb finishes
- Choice of complementary switch insert finishes
- Concealed fixing
- Comprehensive range of electrical accessories
- Grid Fix and Euro Fix options are also available (see separate GRID-IT and EuroFix sections)



77C R22 BC-B




71C R23 PB-W



72C T22



79C DPN AB-B



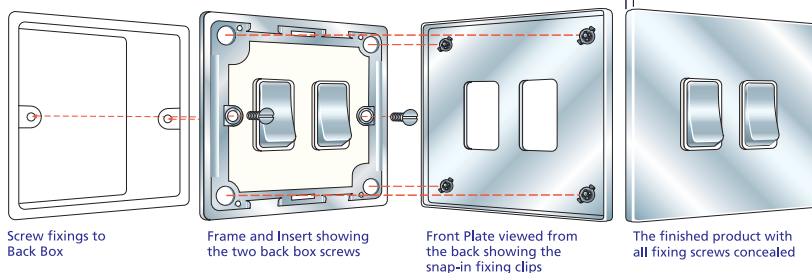
74C 1XTM SS-W



78C SPN BK-B

### Hamilton Hartland CFX® Concealed Fixing

Plate depth 5 mm including gasket



## Concealed Fixing Leading Edge Push On/Off Resistive Dimmers







Note: Tungsten filament GU10 lamps must be branded and with a fused base. Note: When using mains voltage halogen lamps - dimmers should be de-rated by 25%.

Note: When dimming LED lamps de-rate by 75% - please contact our Technical Department for compatibility.



79C 3X40



Plate Finish	Insert Finish	1 gang 400W 2 way Dimmer Nominal Plate Size: 86 x 86 mm Min. Wall Box Depth: 35 mm Technical Insert Reference: <b>1X40</b> <b>Product Code</b>	2 gang 400W 2 way Dimmer (Max. 300 watts per gang) Nominal Plate Size: 86 x 86 mm Min. Wall Box Depth: 35 mm Technical Insert Reference: <b>2X40</b> <b>Product Code</b>	3 gang 400W 2 way Dimmer Nominal Plate Size: 145 x 86 mm Min. Wall Box Depth: 35 mm Technical Insert Reference: <b>3X40</b> <b>Product Code</b>	4 gang 400W 2 way Dimmer (Max. 300 watts per gang) Nominal Plate Size: 145 x 86 mm Min. Wall Box Depth: 35 mm Technical Insert Reference: <b>4X40</b> <b>Product Code</b>	1 gang 600W 2 way Dimmer Nominal Plate Size: 86 x 86 mm Min. Wall Box Depth: 35 mm Technical Insert Reference: <b>1X60</b> <b>Product Code</b>	1 gang 1000W 2 way Dimmer Nominal Plate Size: 145 x 86 mm Min. Wall Box Depth: 35 mm Technical Insert Reference: <b>1X1K</b> <b>Product Code</b>
Bright Chrome 	Bright Chrome	77C 1X40	77C 2X40	77C 3X40	77C 4X40	77C 1X60	77C 1X1K
Polished Brass 	Polished Brass	71C 1X40	71C 2X40	71C 3X40	71C 4X40	71C 1X60	71C 1X1K
Satin Brass 	Satin Brass	72C 1X40	72C 2X40	72C 3X40	72C 4X40	72C 1X60	72C 1X1K
Antique Brass 	Antique Brass	79C 1X40	79C 2X40	79C 3X40	79C 4X40	79C 1X60	79C 1X1K
Satin Stainless Effect 	Satin Stainless	74C 1X40	74C 2X40	74C 3X40	74C 4X40	74C 1X60	74C 1X1K
Black Nickel 	Black Nickel	78C 1X40	78C 2X40	78C 3X40	78C 4X40	78C 1X60	78C 1X1K