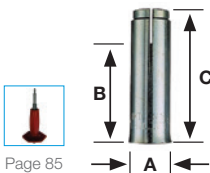


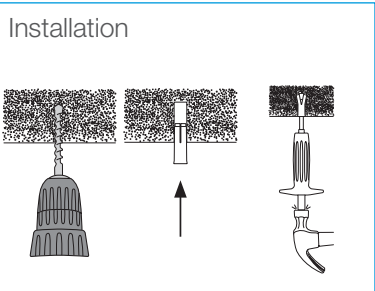
# Anchoring Solutions

## Drop-In Anchor

- Suitable for non-cracked concrete, precast hollow core concrete and hard natural stone
- Internal threaded anchor with flared end for easy setting



Page 85



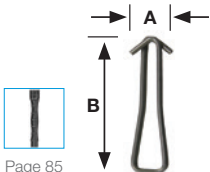
3:1 Safety rating – load rating is dependant on base material

Product code	A (mm)	B (mm)	C (mm)	Max. SWL (kg)	Hole Ø (mm)	Min. Hole depth* (mm)	Anchorage depth* (mm)	Quantity
DPA-M6	M6	13	25	140	8	27	25	10
DPA-M8	M8	12	30	185	10	33	30	10
DPA-M10	M10	15	40	290	12	43	40	10

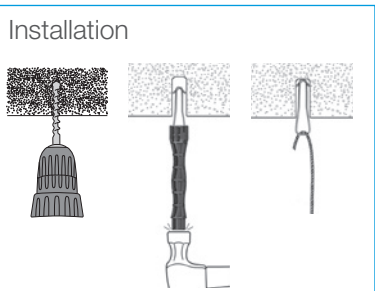
\* For further information contact Gripple Technical Services

## Concrete Wire Anchor

- Suitable for non-cracked concrete and hard natural stone
- Stainless steel (304/A2)
- CSTB test report



Page 85



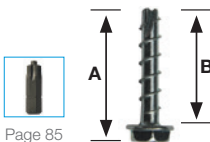
3:1 Safety rating – load rating is dependant on base material

Product code	A (mm)	B (mm)	Max. SWL (kg)	Hole Ø (mm)	Min. Hole depth* (mm)	Min. Anchorage depth* (mm)	Quantity
WIRE-ANCHOR	15.3	50	45	8	30	30	100

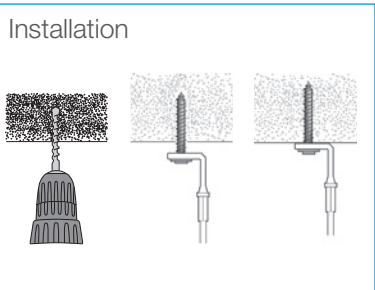
\* For further information contact Gripple Technical Services

## Concrete Screw

- Suitable for cracked and non cracked concrete
- Ideal for use with the 90° Eyelet End Fixing (page 67)
- Removable



Page 85



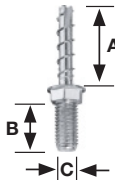
3:1 Safety rating – load rating is dependant on base material

Product code	A (mm)	B (mm)	Max. SWL (kg)	Hole Ø (mm)	Min. Hole depth* (mm)	Min. Anchorage depth* (mm)	Quantity
CS40	47	40	170	6	45	25	100

\* For further information contact Gripple Technical Services

## Barrel Concrete Screw

- Suitable for cracked and non-cracked concrete, precast hollow concrete and hard natural stone
- Easy-fit screw with integrated male thread connection
- Ideal for use with the M8 Barrel End Fixing (page 65)
- Removable



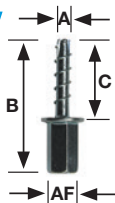
3:1 Safety rating – load rating is dependant on base material

Product code	A (mm)	B (mm)	C (mm)	Max. SWL (kg)	Hole Ø (mm)	Min. Hole depth* (mm)	Min. Anchorage depth* (mm)	Quantity
BCS35-M8	35	16	M8	170	6	40	25	100

\* For further information contact Gripple Technical Services

## Stud Cracked Concrete Screw

- Suitable for cracked and non cracked concrete
- Dual M8/M10 internal thread
- Ideal for use with the Stud End Fixing (page 62)
- Removable



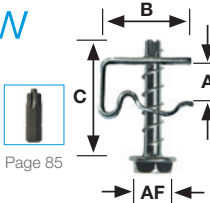
3:1 Safety rating – load rating is dependant on base material

Product code	A (mm)	B (mm)	C (mm)	AF (mm)	Max. SWL (kg)	Hole Ø (mm)	Min. Hole depth* (mm)	Min. Anchorage depth* (mm)	Quantity
SCCS35	8	60	35	13	170	6	45	25	100

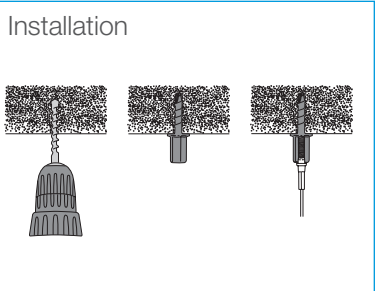
\* For further information contact Gripple Technical Services

## Ceiling Clip Concrete Screw

- Suitable for cracked and non-cracked concrete, precast hollow concrete and hard natural stone
- Allows for pivotal movement
- Ideal for use with the Loop End Fixing (page 62)



Page 85



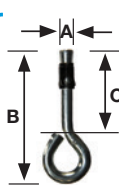
3:1 Safety rating – load rating is dependant on base material

Product code	A (mm)	B (mm)	C (mm)	AF (mm)	Max. SWL (kg)	Hole Ø (mm)	Min. Hole depth* (mm)	Min. Anchorage depth* (mm)	Quantity
CLIP-CS45	15	32	40	13	170	6	40	35	10

\* For further information contact Gripple Technical Services

## Cracked Concrete Ring Anchor

- Suitable for cracked and non cracked concrete
- Self-expanding anchor
- ETA approved




3:1 Safety rating – load rating is dependant on base material

Product code	A (mm)	B (mm)	C (mm)	Max. SWL (kg)	Hole Ø (mm)	Min. Hole depth* (mm)	Min. Anchorage depth* (mm)	Quantity
CCRA6	6	54	31	57	6	35	25	100

\* For further information contact Gripple Technical Services

## Concrete Ceiling Anchor

- Suitable for non-cracked concrete and hard natural stone
- Knock into a pre-drilled hole and pull with a claw hammer to set
- Ideal for use with the Standard Hanger (page 30)



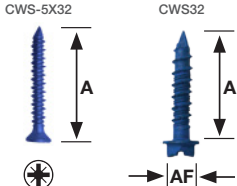
3:1 Safety rating – load rating is dependant on base material

Product code	A (mm)	B (mm)	C (mm)	Max. SWL (kg)	Hole Ø (mm)	Min. Hole depth* (mm)	Min. Anchorage depth* (mm)	Quantity
CWH6	6	60	6.2	45	43	25	100	100

\* For further information contact Gripple Technical Services

## Concrete Wood Screws

- Easy-fit screw suitable for wood, non-cracked concrete, precast hollow concrete and hard natural stone
- Ideal for use with the range of 90° Eyelet End Fixings (page 67)
- Removable



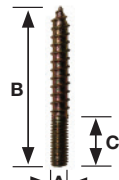
3:1 Safety rating – load rating is dependant on base material

Product code	A (mm)	AF (mm)	Max. SWL (kg)	Hole Ø (mm)	Min. Hole depth* (mm)	Min. Anchorage depth* (mm)	Quantity
CWS-5X32	32	-	100	4	35	25	100
CWS32	32	8	100	5	35	25	100

\* For further information contact Gripple Technical Services

## Barrel Wood Screw

- Easy-fit wood screw with integrated M6 thread connection
- Ideal for use with the M6 Barrel End Fixing (page 65)



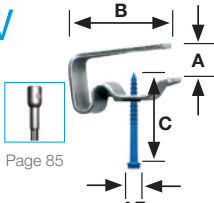
SWL – load rating is dependent on wood type

Product code	A (mm)	B (mm)	C (mm)	Max. SWL (kg)	Hole Ø (mm)	Hole depth* (mm)	Min. Anchorage depth* (mm)	Quantity
BWS35-M6	M6	50	20	N/A	4.5	40	35	100

\* For further information contact Gripple Technical Services

## Ceiling Clip Wood Screw

- Designed for screwing into wood
- Allows for pivotal movement
- Ideal for use with the Loop End Fixing (page 62)



Page 85

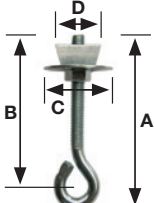
SWL – load rating is dependent on wood type

Product code	A (mm)	B (mm)	C (mm)	AF (mm)	Max. SWL (kg)	Hole Ø (mm)	Hole depth* (mm)	Min. Anchorage depth* (mm)	Quantity
CLIP-CWS32	15	32	32	8	N/A	5	40	25	10

\* For further information contact Gripple Technical Services

## M8 Decking Adaptors

- Ideal for use with the Y-Fit and Y-Fit Accessory (page 44)
- M8 thread with 12 mm diameter eye
- Can be combined with other decking fixings: Alphawedge, MF Wedge, Multiwedge 2 and TR60 (pages 72 - 74)



3:1 Safety rating

Product code	A (mm)	B (mm)	C (mm)	D (mm)	Max. SWL (kg)	Quantity
ADP-M8-W25	96	80	18	25	90	10

