

flowTM

21mm



Simple connectivity and control

With the emphasis now on flexibility and ease of installation many building design projects are now focusing on products and services that can adapt to changing legislation, energy efficiency and the ever changing needs of the client.

The Lighting Management System is a new range of additional products to the existing Flow™ range and has been designed specifically to help contractors create more complex lighting installations quickly, easily and safely. It features a number of new products that allow the quick connection, configuration and re-configuration of circuits, primarily intended for lighting.

Flexibility is important as requirements can change and the ability to adapt to these changes quickly and economically is seen as an advantage. The development of this range has evolved as a result of the increasing demand from our customers.

Flow™ is perfect for all
types of installations...



inceptor

Inceptor® Compatible

The Flow™ range works perfectly with the Inceptor® lighting range, making wiring a lighting circuit easy! All products within the Inceptor® lighting range* come pre-wired with both male and female Flow™ connectors, creating a range of lighting which is quick and easy to install as well as to remove and replace for the purpose of circuit testing.

*excluding the Pico and Pico FG.

BIM

Building Information Modelling

BIM is changing how buildings, infrastructure, and utilities are planned, designed and built. At Scolmore® we are committed to support you on and off the job by providing you direct access to our BIM library, which is available on our website, scolmore.com.



Dimmable



Complete Control

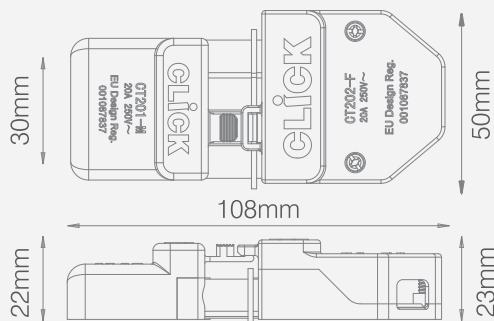
The Click® Smart system makes it easy to adapt and upgrade your installation, offering a smart solution that has at its core, accessibility and simplicity for the end user. Flow™ products can incorporate wireless switching and dimming scenarios using Click® Smart products.

250V 20A 3 & 4 Pole Connectors

The Flow™ Connectors on this page are 4 pole Plug-in Connectors with Auxiliary terminals and loop. Auxiliary provides the opportunity for a second switched live or permanent feed for use typically with emergency lighting applications.

4 Pole - Screw Down Cord Grip

Standards: BS EN 61535




Dimensions: 105mm x 50mm x 23mm

Cable Size: 4 x 1mm² Flex / 3 x 2.5mm² Solid Rating: 20A



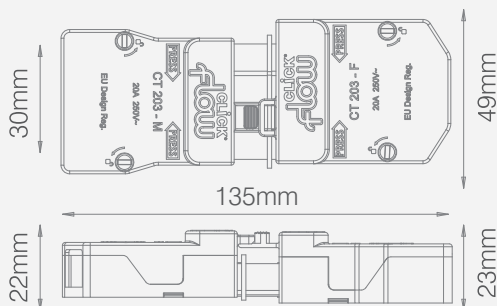
CT202C

Fits through 54mm diameter hole.




4 Pole - Fast-Fit Cord Grip

Standards: BS EN 61535



Dimensions: 135mm x 49mm x 23mm

Cable Size: 4 x 1mm² Flex / 3 x 2.5mm² Solid Rating: 20A



CT203C

Fits through a 55mm diameter hole with fast fit cable clamps and quick release lockable covers.

