



Miniature circuit-breaker



Powering Business Worldwide™

Part no. FAZ-C10/1

Article no. 278557

Delivery programme

Product range			FAZ miniature circuit-breakers
Basic function			Miniature circuit-breakers
Tripping characteristic			C
Application			Instantaneous release response current 5 - 10 x I _n
Switching capacity			Switching capacity 15 kA (IEC/EN 60947-2)
Rated current	I _n	A	10
Pole			1 pole
Notes			-
Contact sequence			

Notes

Switching capacity (IEC/EN 60898)	10 kA
Switching capacity (IEC/EN 60947-2)	15 kA

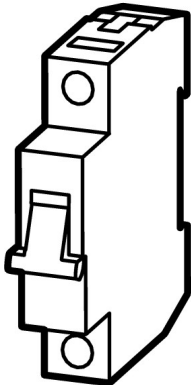
Accessories

Auxiliary contacts	→ 286054
Voltage releases	→ 291464
Mounting accessories	

1 pole

Depth 71 mm

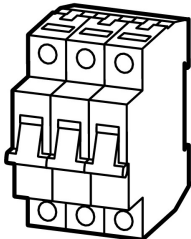
Width 17.5 mm



3 pole

Depth 71 mm


Width 52.5 mm



2-pole; 1N-pole

Depth 71 mm

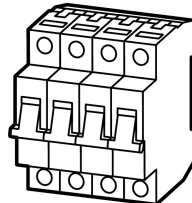
Width 35 mm



4-pole; 3-pole + N

Depth 71 mm

Width 70 mm



Approvals

Product Standards
UL File No.
UL CCN
CSA File No.
CSA Class No.
NA Certification
Conditions of Acceptability
Suitable for
Current Limiting CB
Max. Voltage Rating
Degree of Protection

IEC/EN 60947-2; IEC/EN 60898; UL 1077; CSA-C22.2 No. 235; CE marking
E177451
QVNU2, QVNU8
204453
3215-30
UL recognized, CSA certified
Supplementary Protector only
Branch Circuits; not as BCPD
No
277 VAC; 48 VDC
IEC: IP20; UL/CSA Type: -

Electrical

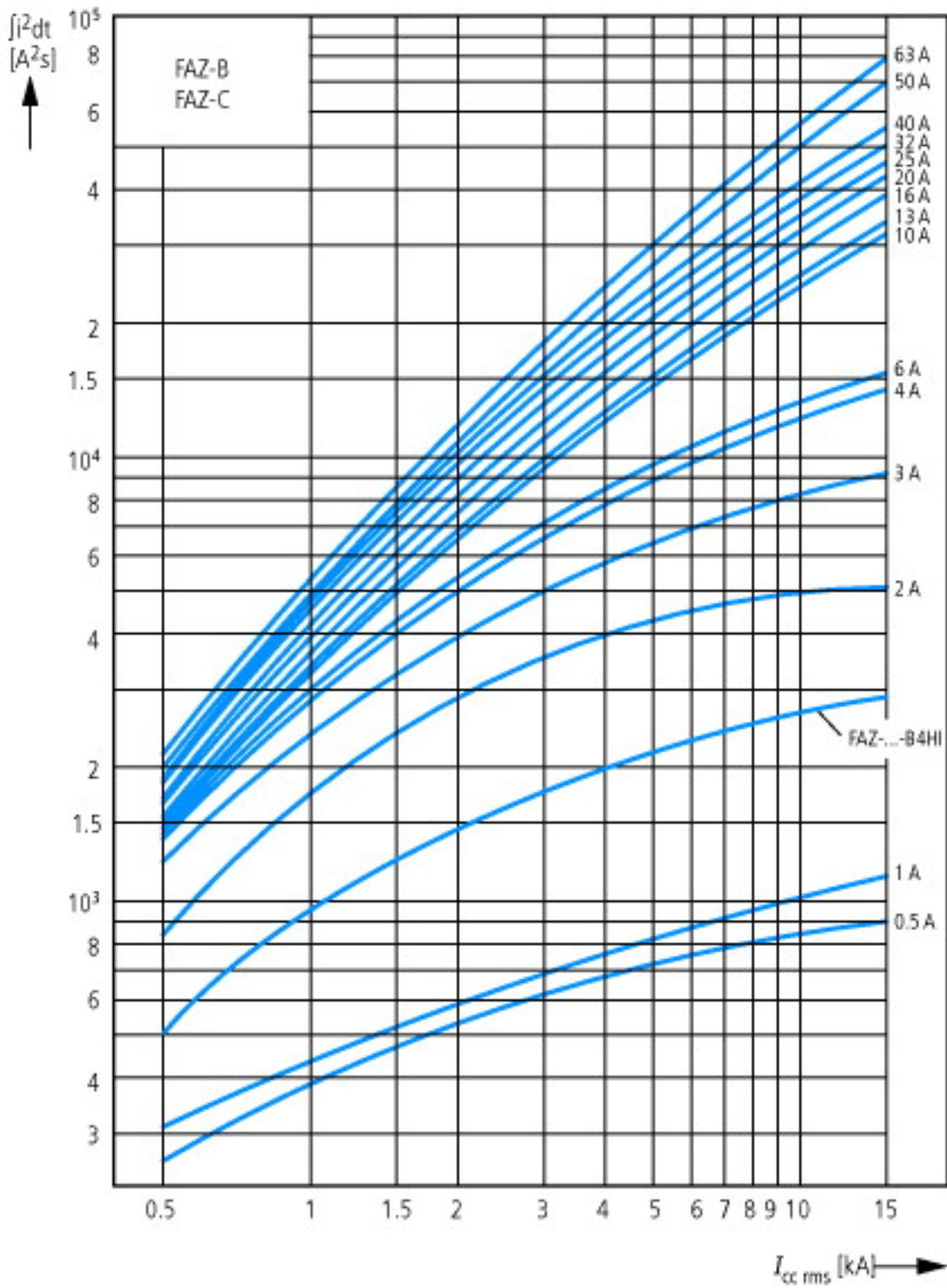
Standards			IEC/EN 60947-2 IEC/EN 60898
Rated operational voltage	U_e	V	
	U_e	V AC	
Rated operating voltage	U_e	V AC	230/400
		V DC	48 (per pole)
Rated switching capacity		kA	15
Operational switching capacity		kA	7.5
Characteristic			B, C, D
Max. back-up fuse		A gL/ gG	125
Selectivity Class			3
Lifespan	Operations		> 10000

Direction of incoming supply			as required
Mechanical			
Standard front dimension		mm	45
Enclosure height		mm	
Enclosure width		mm	80
Terminal protection			Finger and back-of-hand proof to BGV A2
Mounting width per pole		mm	17.5
Mounting			IEC/EN 60715 top-hat rail
Protection type			IP20, IP40 (when fitted)
Terminals top and bottom			Twin-purpose terminals
Terminal capacities		mm ²	
		mm ²	1 x 25
		mm ²	2 x 10
Thickness of busbar material		mm	
Material thickness		mm	0.8 ... 2
Mounting position			As required

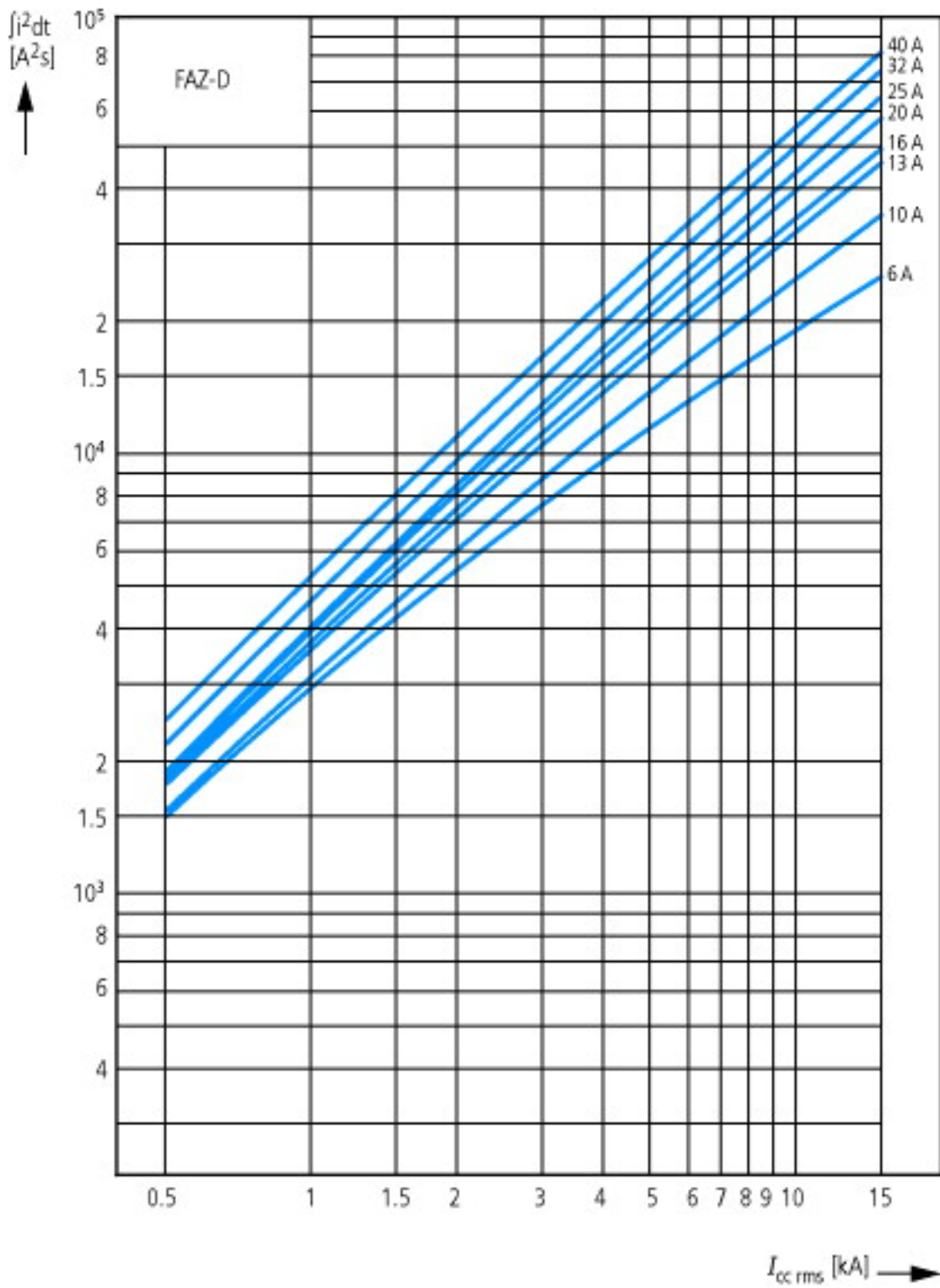
Technical data ETIM 4.0

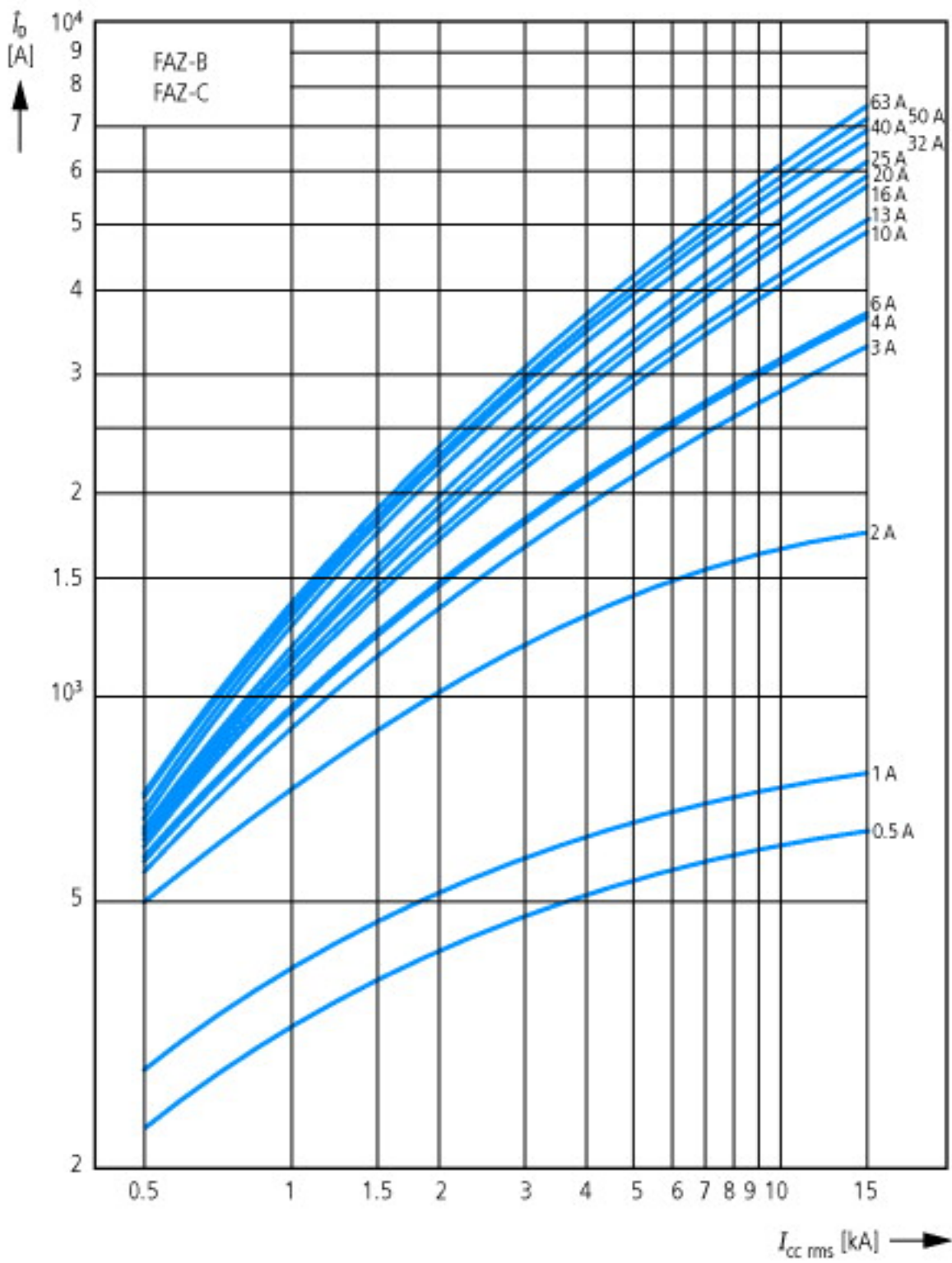
Frequency		Hz	50 Hz
Voltage type			AC
Mounting depth		mm	71 mm
Rated current		A	10 A
Rated voltage		V	230 V
Trip type			C
Number of poles			1
Current-limiting class			3
Overvoltage category			3
Pollution degree			2
Width in space units			1
Protection type (IP)			IP20
Neutral conductor switching with pole			false
Rated switching capacity according to EN 60898		kA	10 kA
Rated switching capacity according to IEC 60947-2		kA	0 kA
Additional equipment possible			true

Characteristics

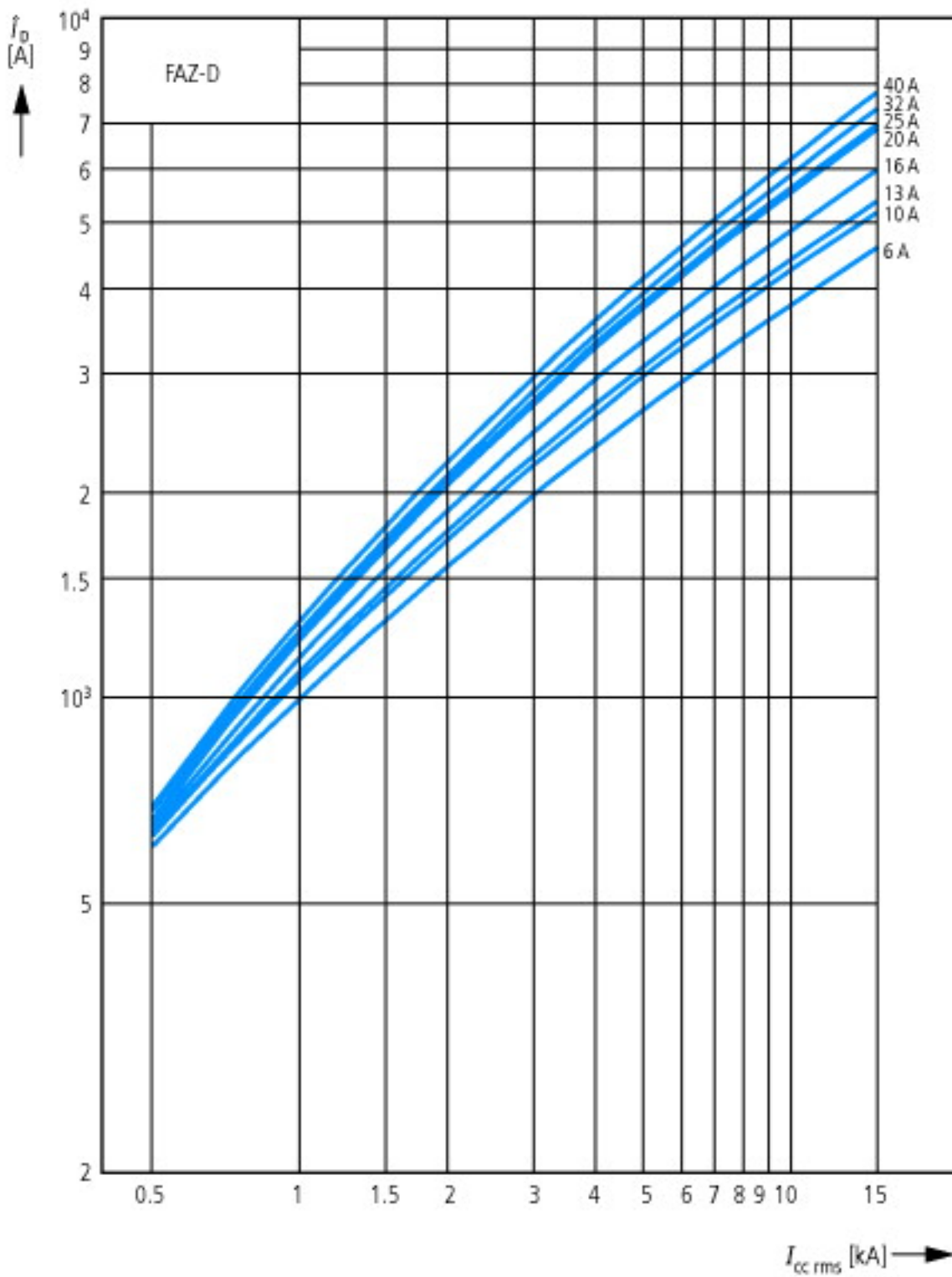


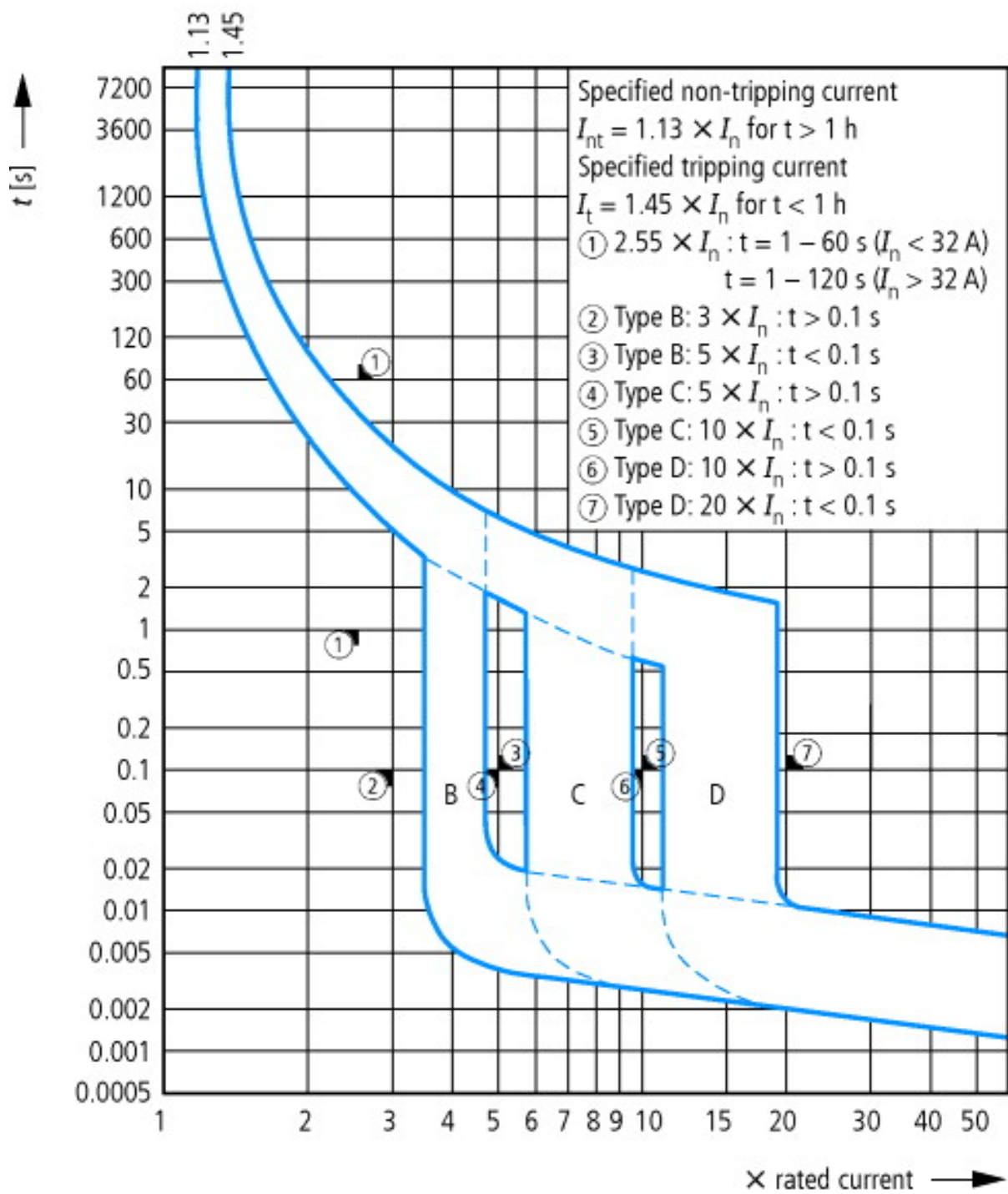
Let-through energy I^2t
According to IEC/EN 60898





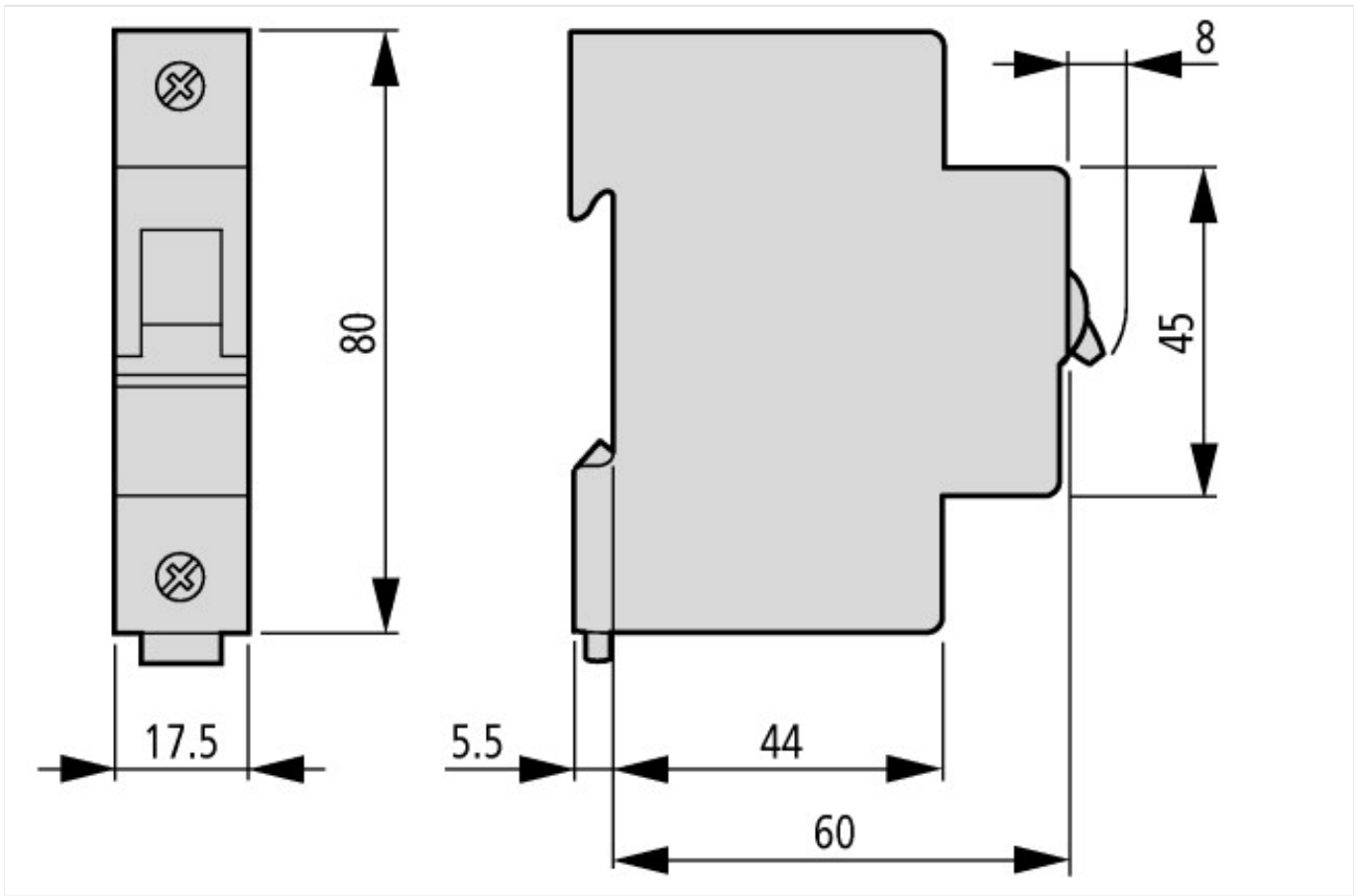
Let-through current i_D
According to IEC/EN 60898





Tripping characteristic at 30 °C:
 B, C, D to IEC/EN 60898

Dimensions



Additional product information (links)

AWA1220-1755 Circuit-breaker

AWA1220-1755 Circuit-breaker

ftp://ftp.moeller.net/DOCUMENTATION/AWA_INSTRUCTIONS/17550701.pdf