

iC60H circuit breakers (curve B, C, D)

BS/EN 60947-2
BS/EN 60898-1

- iC60H circuit breakers are multi-standard circuit breakers which combine the following functions:
 - circuit protection against short-circuit currents,
 - circuit protection against overload currents,
 - suitable for industrial isolation according to IEC/EN 60947-2, standard.
 - fault tripping indication by a red mechanical indicator in circuit breaker front face.



Alternating current (AC) 50/60 Hz

Breaking capacity (Icu) according to IEC/EN 60947-2						Service breaking capacity (Ics)
Ph/Ph (2P, 3P, 4P)	Voltage (Ue)					
Ph/N (1P)	12 to 133 V	220 to 240 V	380 to 415 V	440 V	-	100 % of Icu
Rating (In)	1 to 4 A	70 kA	70 kA	70 kA	50 kA	
	6 to 40 A	42 kA	30 kA	15 kA	10 kA	
	50/63 A	42 kA	-	15 kA	10 kA	50 % of Icu



Breaking capacity (Icn) according to IEC/EN 60898-1	
	Voltage (Ue)
Ph/Ph	400 V
Ph/N	230 V
Rating (In)	1 to 63 A
	10000 A

Direct current (DC)

Breaking capacity (Icu) according to IEC/EN 60947-2						Service breaking capacity (Ics)
Between +/-	Voltage (Ue)					
Number of poles	12 to 48 V	72 V	100 to 133 V	220 to 250 V	-	100 % of Icu
	1P	2P (in series)	3P (in series)	4P (in series)	-	
Rating (In)	1 to 63 A	20 kA	10 kA	10 kA	10 kA	


Catalogue numbers

iC60H circuit breaker

Type	1P			2P		
	Calibre (In)			Calibre (In)		
Type						
	Courbe B C D			Courbe B C D		
1 A	A9F53101	A9F54101	A9F55101	A9F53201	A9F54201	A9F55201
2 A	A9F53102	A9F54102	A9F55102	A9F53202	A9F54202	A9F55202
3 A	A9F53103	-	-	-	-	-
4 A	A9F53104	A9F54104	A9F55104	A9F53204	A9F54204	A9F55204
6 A	A9F53106	A9F54106	A9F55106	A9F53206	A9F54206	A9F55206
10 A	A9F53110	A9F54110	A9F55110	A9F53210	A9F54210	A9F55210
16 A	A9F53116	A9F54116	A9F55116	A9F53216	A9F54216	A9F55216
20 A	A9F53120	A9F54120	A9F55120	A9F53220	A9F54220	A9F55220
25 A	A9F53125	A9F54125	A9F55125	A9F53225	A9F54225	A9F55225
32 A	A9F53132	A9F54132	A9F55132	A9F53232	A9F54232	A9F55232
40 A	A9F53140	A9F54140	A9F55140	A9F53240	A9F54240	A9F55240
50 A	A9F53150	A9F54150	A9F55150	A9F53250	A9F54250	A9F55250
63 A	A9F53163	A9F54163	A9F55163	A9F53263	A9F54263	A9F55263
Width in 9-mm modules	2			4		

(1) VDE approved only.

iC60H circuit breakers (curve B, C, D) (cont.)

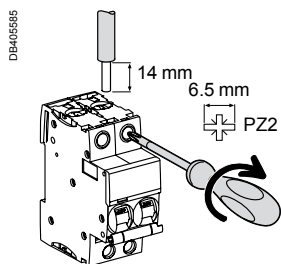


- Increased product service life thanks to:
 - overvoltage resistance by high level of industrial performances conception (pollution degree, rated impulse withstand voltage and insulation voltage),
 - high performance limitation (see limitation curves),
 - fast closing independent of the speed of actuation of the toggle.
- Remote indication, open/closed/tripped, by optional auxiliary contacts.
- Top or bottom electrical feeding.

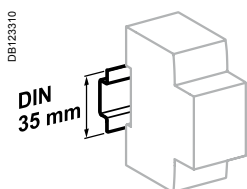
E46095	3P			E46097	4P		
	Courbe				Courbe		
	B	C	D	B	C	D	
1 3 5	A9F53301	A9F54301	A9F55301	1 3 5 7	A9F53401	A9F54401	A9F55401
2 4 6	A9F53302	A9F54302	A9F55302	2 4 6 8	A9F53402	A9F54402	A9F55402
	-	-	-		-	-	-
	A9F53304	A9F54304	A9F55304		A9F53404	A9F54404	A9F55404
	A9F53306	A9F54306	A9F55306		A9F53406	A9F54406	A9F55406
	A9F53310	A9F54310	A9F55310		A9F53410	A9F54410	A9F55410
	A9F53316	A9F54316	A9F55316		A9F53416	A9F54416	A9F55416
	A9F53320	A9F54320	A9F55320		A9F53420	A9F54420	A9F55420
	A9F53325	A9F54325	A9F55325		A9F53425	A9F54425	A9F55425
	A9F53332	A9F54332	A9F55332		A9F53432	A9F54432	A9F55432
	A9F53340	A9F54340	A9F55340		A9F53440	A9F54440	A9F55440
	A9F53350	A9F54350	A9F55350		A9F53450	A9F54450	A9F55450
	A9F53363	A9F54363	A9F55363		A9F53463	A9F54463	A9F55463
6				8			

iC60H circuit breakers (curve B, C, D) (cont.)

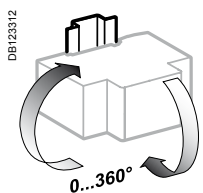
Connection



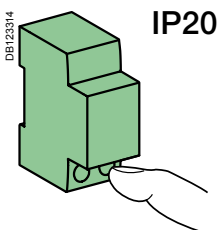
Rating	Tightening torque	Without accessory		With accessories			
		Copper cables		50 mm ² Al terminal	Screw-on connection for ring terminal	Multi-cables terminal	
		Rigid	Flexible or ferrule			Rigid cables	Flexible cables
1 to 25 A	2 N.m	DB1122945	DB1122946	DB1122945	DB1187789	DB118787	-
32 to 63 A	3.5 N.m	1 to 25 mm ²	1 to 16 mm ²	-	Ø 5 mm	-	-
		1 to 35 mm ²	1 to 25 mm ²	50 mm ²		3 x 16 mm ²	3 x 10 mm ²



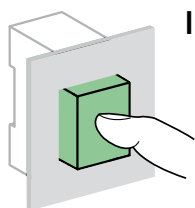
Clip on DIN rail 35 mm.



Indifferent position of installation.



IP20



IP40

Technical data

Main characteristics		
According to IEC/EN 60947-2		
Insulation voltage (U _i)		500 V AC
Pollution degree		3
Rated impulse withstand voltage (U _{imp})		6 kV
Thermal tripping	Reference temperature	50 °C
Magnetic tripping	B curve	4 I _n ± 20 %
	C curve	8 I _n ± 20 %
	D curve	12 I _n ± 20 %
Utilization category		A
According to IEC/EN 60898-1		
Limitation class		3
Rated making and breaking capacity of an individual pole (I _{cn1})		I _{cn1} = I _{cn}
Additional characteristics		
Breaking capacity under 1 pole with IT 380-415 V isolated neutral system (case of double fault)	40 A	4 kA
	50/63 A	3 kA
Degree of protection (IEC 60529)	Device only	IP20
	Device in modular enclosure	IP40 Insulation classe II
Endurance (O-C)	Electrical	10,000 cycles
	Mechanical	20,000 cycles
Overvoltage category (IEC 60364)		IV
Operating temperature		-35°C to +70°C
Storage temperature		-40°C to +85°C
Tropicalization (IEC 60068-1)		Treatment 2 (relative humidity 95 % to 55°C)

iC60H circuit breakers (curve B, C, D) (cont.)

Weight (g)

Circuit-breaker	
Type	iC60H
1P	125
2P	250
3P	375
4P	500

Dimensions (mm)

