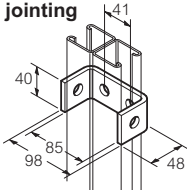
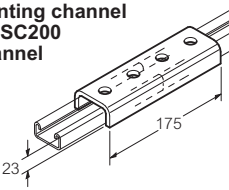
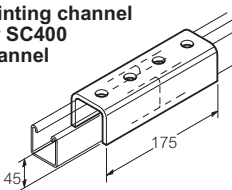
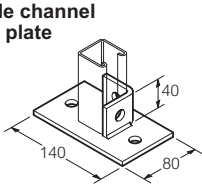
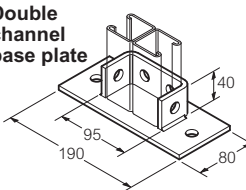
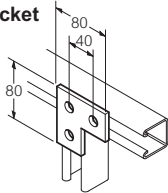
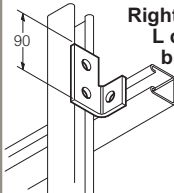
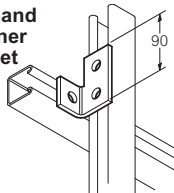
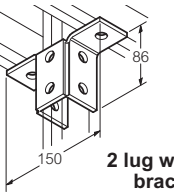
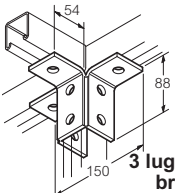
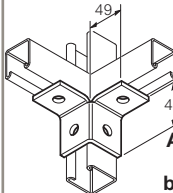
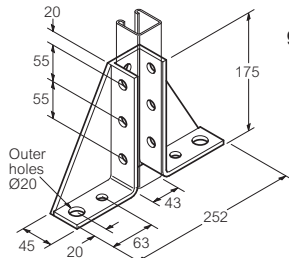
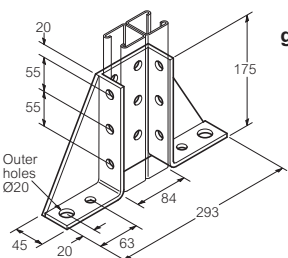
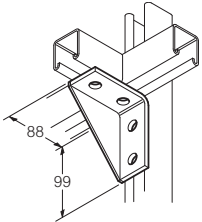
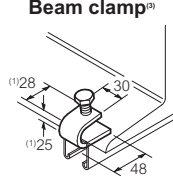
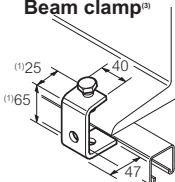
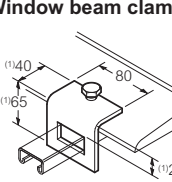
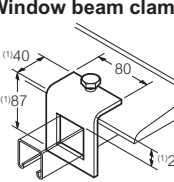
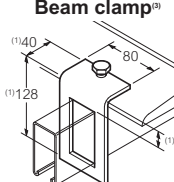
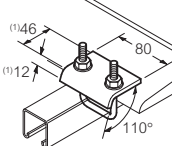
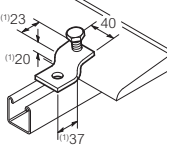
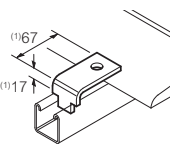
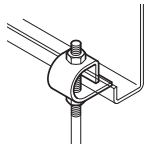
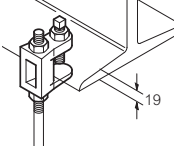
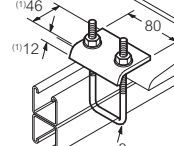
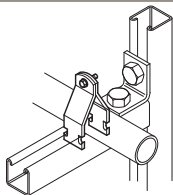
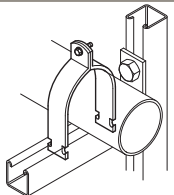
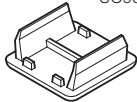
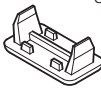
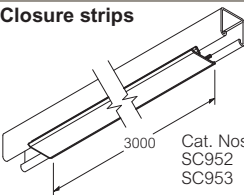


Swiftrack channel support system

framework brackets (continued)

Joining brackets and channels			Base plates		
Channel joining bracket 	Joining channel for SC200 channel 	Joining channel for SC400 channel 	Single channel base plate 	Double channel base plate 	
Cat. No. SB518	Cat. No. SB650	Cat. No. SB651	Cat. No. SB704	Cat. No. SB705	
L brackets			Wing brackets		
L bracket 	Right hand L corner bracket 	Left hand L corner bracket 	2 lug wing bracket 	3 lug wing bracket 	Angled wing bracket 
Cat. No. SB600	Cat. No. SB601 ⁽²⁾	Cat. No. SB602 ⁽²⁾	Cat. No. SB700	Cat. No. SB701	Cat. No. SB707 ⁽²⁾
Gusseted brackets			Shelf brackets		
Single channel gusseted bracket 		Double channel gusseted bracket 			
Cat. No. SB702		Cat. No. SB706		Cat. No. SB703	
Beam, window beam and toe beam clamps					
Beam clamp⁽³⁾ 	Beam clamp⁽³⁾ 	Window beam clamp⁽³⁾ 	Window beam clamp⁽³⁾ 	Beam clamp⁽³⁾ 	
Cat. No. SC850	Cat. No. SC851	Cat. No. SC852/21	Cat. No. SC852/41	Cat. No. SC852/82	
Beam clamp⁽³⁾ 	Beam clamp⁽³⁾ 	Toe beam clamp⁽³⁾ 	Beam clamp⁽³⁾ 	Beam clamp⁽³⁾ 	Beam clamp⁽³⁾ 
Cat. No. SC853	Cat. No. SC854	Cat. No. SC856 ⁽⁴⁾	Cat. No. ZC1 ⁽⁵⁾	Cat. No. FL2 ⁽⁵⁾	Cat. No. SC855
Pipe clamps ⁽⁶⁾			Channel accessories		
	Pipe diameter (mm) Cat. Nos. SP960 10-14 SP964 17-22 SP965 22-26 SP968 25-35 SP969 32-42 SP972 42-59 SP973 54-65		Pipe diameter (mm) Cat. Nos. SP975 62-71 SP976 73-83	Channel end caps⁽⁷⁾ 	Channel end caps⁽⁷⁾ Cat. Nos. SC950B SC951W
					Closure strips 
					Cat. Nos. SC952 SC953

(1) Indicates inside dimensions (2) SB601, SB602 and SB707 are not available in S (stainless steel) finish
 (3) Beam clamps are supplied with nuts, bolts, cone point screws and U bolts where shown (4) Requires 2 setscrews and channel nuts for fixing (not included)
 (5) Stainless steel finish is not available (6) All pipe clamps are available in pre-galvanised and stainless steel finishes
 (7) For SC400, SC401 and SC403 channels (8) For SC200, SC201 and SC203 channels