



## THE SPECIFICS

The range consists of a range of wire reels and clips with a choice of Safe Working Loads:

- G 10kg SWL
- S 50kg SWL
- Y 120kg SWL
- P 230kg SWL
- N 500kg SWL

## THE APPLICATIONS

- Wrap around applications
- Suitable for use with a wide range of fixing brackets including: UNI1, UNI2, UNI3, CLA1, MA6810, T920514
- Cold Room Ceilings
- Trapeze Brackets
- Available with stainless steel wire for specialist applications

## THE TECHNICAL INFORMATION

- Key free release system
- No pre-site visits required
- Ideal for long drop lengths
- Any spare material can be used on following projects
- Only wire cutter required
- Can be used as a wrap around application and with a wide range of brackets.
- Wire supplied in dispensing box - avoiding risk of wire bird nesting

Zip-clips are also available in a lockable version offering a tamper proof installation.

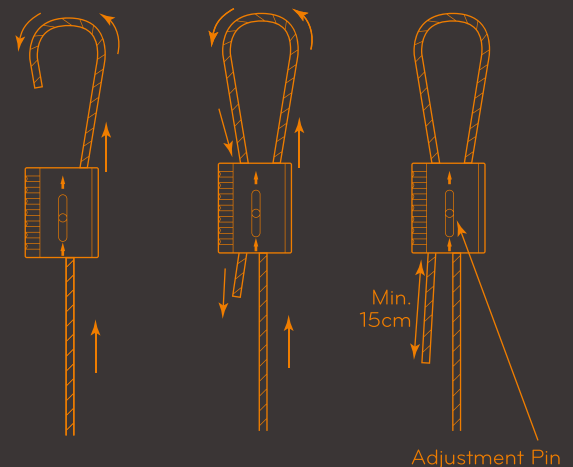
The Installation:

- Unscrew the M4 locking nut and bolt until the adjustment pin is pushed back fully.
- Pass one end of the wire through the zip-clip in the direction of the arrow and draw enough wire to around your fixing point.
- Pass the wire back through the zip-clip leaving at least 15cm of wire protruding.
- Tighten the M4 locking nut and bolt until the adjustment can no longer be moved

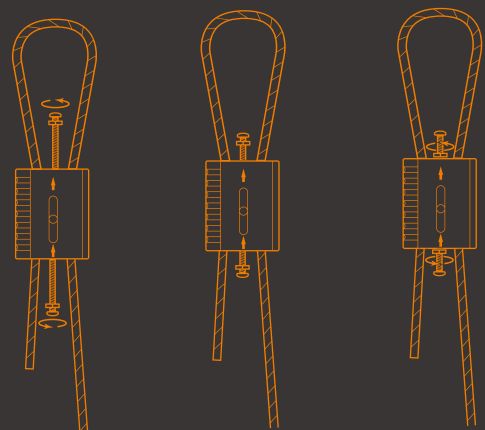
## THE INSTALLATION

- Cut wire to desired length for the drop required
- Pass one end of the wire through the zip-clip in the direction of the arrow and draw through enough wire to go around your fixing point
- Pass the wire end back through the zip-clip leaving at least 15cm of free wire protruding
- At the other end again pass the wire through the zip-clip in the direction of the arrow
- Pass the free end of wire around your suspension or through your fixing and back through the zip-clip leaving 15cm of wire protruding.
- Always confirm engagement of the zip-clip on the wire by pushing the pin in the opposite direction to the arrows indicated

## STANDARD CLIP



## LOCKABLE CLIP



# THE RANGE

The range consists of wire reels and zip-clips with a choice of Safe Working Loads (SWL).




## RIZE



PRODUCT CODE	DESCRIPTION	SWL	PACK QTY.
KL50	Rize KL50 10kg SWL	10kg	10
R200G	200 Mtr G wire reel in dispenser box	10kg	1
R100G/SS	100 Mtr Stainless Steel AISI 316 G Wire Reel	8kg	1
R200G/SS	200 Mtr Stainless Steel AISI 316 G Wire Reel	8kg	1
KL100	Rize KL100 50kg SWL	50kg	10
R100S	100 Mtr S wire reel in dispenser box	50kg	1
R200S	200 Mtr S wire reel in dispenser box	50kg	1
R500S	500 Mtr S Wire Reel	50kg	1
R100S/SS	100 Mtr Stainless Steel AISI 316 S Wire Reel	45kg	1
KL150	Rize KL150 120kg SWL	120kg	10
R100Y	100 Mtr Y Wire Reel	120kg	1
R100Y/SS	100 Mtr Stainless Steel AISI 316 Y Wire Reel	100kg	1
KL200	Rize KL200 230kg SWL	230kg	10
R100P	100 Mtr P Wire Reel	230kg	1
R100P/SS	100 Mtr Stainless Steel AISI 316 P Wire Reel	200kg	1
KL600	Rize KL600 500kg SWL	500kg	10
R100N	100 mtr N wire reel	500kg	1
KL100LOK	Rize KL100 50kg SWL Lockable	50kg	10
KL150LOK	Rize KL150 120kg SWL Lockable	120kg	10
KL200LOK	Rize KL200 230kg SWL Lockable	230kg	10
KL600LOK	Rize KL600 500kg SWL Lockable	500kg	10



KL100



KL150



KL200



KL600



KL100LOK



KL150LOK



KL200LOK



KL600LOK

