

# 773 Series


## PUSH WIRE® Connectors







### 773 Series

#### Technical Data

0.75 - 2.5mm<sup>2</sup> solid  
 1.5 - 2.5mm<sup>2</sup> stranded  
 400 V/4 kV/2<sup>o</sup>  
 24 A

 12 mm

Description.	Item No.	Box Unit.
--------------	----------	-----------

transparent housing		
 2-conductor	<b>773-102</b>	100
 4-conductor	<b>773-104</b>	100
 6-conductor	<b>773-106</b>	50
 8-conductor	<b>773-108</b>	50


### 773-173

#### Technical Data

2.5 - 6mm<sup>2</sup> solid & stranded  
 400 V/4 kV/2<sup>o</sup>  
 41 A

 12 - 13 mm


Description.	Item No.	Box Unit.
--------------	----------	-----------

transparent housing		
 3-conductor	<b>773-173</b>	50


### 773 Series

#### Accessories


Description.	Item No.	Box Unit.
--------------	----------	-----------

 Mounting Carrier	<b>773-332</b>	10
--	----------------	----


## Operating



1. Strip the conductor 12mm.



2. Insert the conductor fully into the housing to complete the connection.



3. To remove, simply twist and pull the connector and conductor at the same time.

## Advantages & Accessories



### Test slot

Back of the housing

- Easy testing while installed



### WAGOBOX

Junction box

- Suitable for the 773 and 222 Series
- Can be used within maintenance free applications



### 773-332 Mounting Carrier

With various mounting options

- Horizontal mounting on DIN 35 rail
- Horizontal screw mounting