

LED Undershelf Installation

Read instructions and check that you have all of the tools and accessories required to complete the installation correctly. Isolate power supply before starting the installation.

Important information

It is recommended that luminaires are installed by a qualified electrician to ensure the installation complies with the local current wiring regulations.

Any broken or damaged parts should be replaced as soon as possible. JCC will not accept responsibility for claims arising from sub-standard installations. These products are designed for connection to a 220-240V~ 50/60Hz supply.

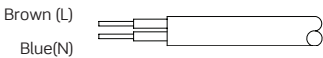
The light source of this luminaire is not replaceable: When the light source reaches the end of it's life, the whole of the luminaire must be replaced. This luminaire is suitable for indoor use only and should not be fitted to damp or wet surfaces such as freshly plastered or newly painted walls or ceilings.

Not suitable for dimming.

Installation

Select a suitable location and install the mounting brackets as shown on the right. There are two options for mounting, horizontal or vertical. Once the clips are secure clip the LED Undershelf into place.

Connect power lead to mains supply as shown below(refer to terminal specification above):



Plug the figure of 8 connector into the fitting and turn on mains supply to operate.

This range of fittings can be linked together by the male and female ends or by using the link leads(available separately)

Fitting Wattage	L(input)	Max. No. Per Row
3W	0.025A	36
8W	0.065A	18
12W	0.09A	12
15W	0.12A	10

LED Undershelf Range

- JC83301 - 3W LED Undershelf 4000K
- JC83302 - 3W LED Undershelf 3000K
- JC83303 - 8W LED Undershelf 4000K
- JC83304 - 8W LED Undershelf 3000K
- JC83305 - 12W LED Undershelf 4000K
- JC83306 - 12W LED Undershelf 3000K
- JC83307 - 15W LED Undershelf 4000K
- JC83308 - 15W LED Undershelf 3000K
- JC83309 - Link Lead: 250mm
- JC83310 - Link Lead: 500mm
- JC83311 - Link Lead: 1000mm

220-240V~50/60Hz

CE **RoHS**



Terminal block must comply to EN 60998-2-1 or EN 60998-2-2

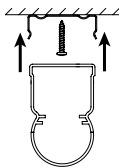
Terminal block specification:

Number of Ways	2
Mounting Type	Through Hole
Pitch	8mm
Current Rating	24A
Termination Method	Screw Down
Wire Size	2.5 mm ²
Material	Nylon
Voltage Rating	380 V
Maximum Operating Temp	+125°C
Contact Material	Brass
Contact Plating	Nickel


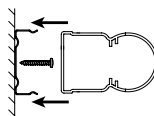
Fitting comprises:

- 1 x Luminaire
- 1 x Luminaire fixing kit
- 1 x 1m mains lead

Horizontal Mounting



Vertical Mounting



Important warranty information

Supported by a 3 year extended warranty; which must be registered online at jcc.co.uk/warranty.

The installer will be asked to provide the following information, which is detailed on a label attached to the luminaire's chassis: Product Code/Batch Code.

JCC Lighting Limited, Innovation
Centre, Beeding Close, Bognor Regis,
West Sussex, PO22 9TS
Technical Support: +44(0)1243 838986
Customer Services: +44(0)1243 838999