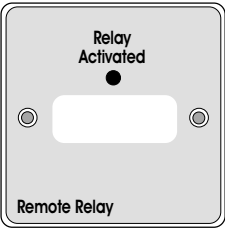


THIS EQUIPMENT MUST BE INSTALLED BY A SUITABLY SKILLED & TECHNICALLY COMPETENT PERSON

The BF376 is a general purpose, double-pole, polarised 24V 5A relay designed for use in 24V fire alarm systems. It incorporates a high intensity LED which illuminates red when the relay is active. It may be connected to a suitable control panel relay output or a standard polarised fire alarm sounder circuit to operate door retaining magnets, rollershutter doors, etc. Please note, if connecting to a sounder circuit, the relay will return to its normal state when the fire condition is cleared or silenced. Check with the approving authority that the proposed arrangement is acceptable prior to installation. The relay can be mounted on 25mm flush or surface mount back boxes.



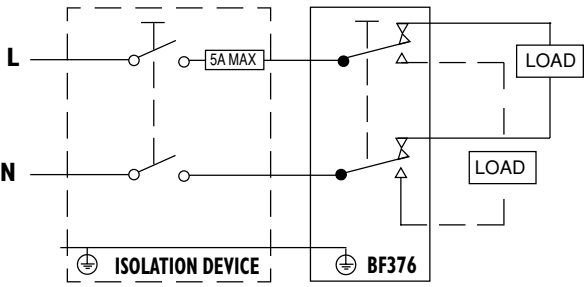
Mains wiring (if used), should be provided in accordance with the current edition of the IEE Wiring Regs.16th.Ed. (BS7671 1993) or in accordance with the relevant national wiring rules.

The general requirement for any mains supply to the BF376 is fixed wiring, using three core cable, not less than 1mm<sup>2</sup>, fed from an isolating switch fuse spur, fused at 5A max. This should be exclusive to the BF376 and its load and be labelled accordingly. (As an alternative to a switched fused spur, any double pole isolating device with a contact separation of 3mm or greater which is fitted with suitable in-circuit protection devices and meets the appropriate national wiring regulations, can be used).

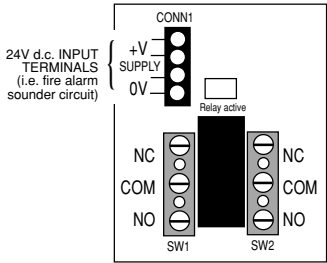
All low voltage wiring must be segregated from mains wiring.

The relay contacts must not be used to switch extra low voltage (ELV) and mains at the same time and safety earths must never be switched. Ensure all earths are properly terminated in the back box or at an appropriate terminal block.

EXAMPLE WIRING CONFIGURATION (MAINS SWITCHING)



BF376 PCB LAYOUT



TECHNICAL SPECIFICATION

- Contact configuration: Double pole changeover
- Contact material: Silver Nickel.
- Current consumption: typically 30mA @ 24V d.c.
- Input coil voltage range: 18 - 30 V d.c.
- Contact rating @ 24V d.c.: 5A (resistive) 2A (inductive)
- Contact rating @ 240V a.c.: 5A (resistive) 2A (inductive)

**Important:** If removing the BF376's PCB from its mounting plate for chassis mounting in other equipment, only use good quality insulating spacers and always ensure there is adequate distance between the PCB terminals and chassis base. The installer must verify the electrical safety of any installation and application.