



Addressable Fire Systems

APOLLO XP95/DISCOVERY

XFP 1-2 Loop Fire Panels

XFP 2 Loop 32 Zone

Addressable Fire Panel (XP95/Discovery protocol)

[◀ Back to Search results for "XFP502/X" \(4 other results\)](#)

XFP 2 Loop 32 Zone Addressable Fire Panel (XP95/Discovery protocol)

Part No. XFP502/X

C-TEC's XFP two loop 32 zone addressable fire alarm panel offers high performance at a very competitive price.

LPCB certified to EN54 parts 2 & 4, it is supplied in durable metal enclosure, offers combined keypad or keyswitch entry to Access Levels 2 and 3 and is compatible with Apollo's XP95/Discovery protocol.

Ideal for use in small stand-alone applications or in larger applications due to its ability to sit on network of up to 8 XFP master panels, it is one of Europe's best-selling addressable fire panels.

Packed full of engineering features - please refer to the feature list below - the XFP502/X is also fully compatible with C-TEC's Hush Button fire alarm solution and its new range of EN54 certified addressable sounders and VADs.



More Information^

- Third-party certified to EN54-2/4 by the Loss Prevention Certification Board (LPCB).
- Compatibility with Apollo's XP95/Discovery protocol.
- Two independently programmable conventional sounder circuits.
- Two programmable inputs.
- A fault output relay and three programmable relay outputs with voltage free changeover contacts.
- A selection of zone dependency/coincidence functions.
- A day/night (building occupied/unoccupied) function.
- An investigation delay period function.
- Phased evacuation facility.
- An alarm counter that records how many times the panel has been in alarm state.
- Powerful short circuit protected loop drivers, capable of supporting up to 40 loop powered 10mA sounders per loop.
- An integral EN54-4/A2 switch mode power supply.
- Adjustable contamination levels.
- Earth fault monitoring.
- Combined keypad / keyswitch entry to Access Levels 2 and 3.
- 999 event monitoring.
- An intuitive Windows based upload-download PC program.
- Optional flush-mounting bezel and glazed stainless steel enclosure also available.
- Up to eight XFP main panels (any variant) can be connected onto a two-wire RS485 network. Alternatively, up to eight XFP repeaters can be connected to any non-networked main panel.

Technical Specifications^

Approvals/certifications	Certified to EN54-2/4 by the LPCB (0832-CPD-0772).
Protocol/compatibility	Apollo XP95/Discovery.
Mains supply	230V 50/60Hz.
Mains rated current	680mA maximum.
Internal power supply	27Vdc nominal.
Total output current	3A @ 230Vac (Imax.A 270mA; Imin. 70mA).

limited to	
Quiescent current	100mA (2 loops unloaded).
Max battery size and type	2 x 12V 7Ah VRLA connected in series.
No. of loop drivers	2.
Max. loop output current	500mA (25V min; 34V max).
Max. loop length	1KM.
Max. addressable devices per loop	126.
No. of conventional sounder circuits	2 (Max. length per circuit is 500m).
EOL resistor value	6800Ω 5% Tol. 0/25W (blue, grey, red, gold).
Max. sounder output current	400mA.
Auxiliary relays	3 x Programmable Relays (programmable from C&Es). 1 x Fault Relay (active when no faults are present). Volt free single pole changeover. Max. switch current 1A; Max. switch voltage 30Vdc.
Other outputs	24V Aux. Power (19.5V min, 28V max). Protected by a resettable fuse. Max. current 100mA.
Auxiliary inputs	2 x Programmable Inputs (programmable from C&Es). Connect to 0V to trigger, Max. input voltage 27V (non-latching).
PC connection	PC connection via RS232 molex connector (supplied in XFP507 upload/download software kit); No printer connection available.
Indicators	2 line x 40 character backlit display; 32 Zonal LEDs, General Fire; Energised; Pre-Alarm; Remote Output Activated; Remote Output Disabled; Accessed; Disablement; Test; Silenced; General Fault; System Fault.
Connections	Fixed, largest acceptable conductor size 1mm ² .
Expansion connections	2-wire RS485 network/repeater connection available via optional AFP711 network card. Max. 8 mains per network or 8 repeaters per non-networked main. Limit 1KM (main panel network) or 500M (repeater network).
Product dimensions	410 W x 250 H x 80 D mm (base); 439 W x 274 H x 7 D mm

(mm)	(lid).
Construction & finish	Metal.
IP Rating	IP30.
Weight	4.5kg (without batteries).
Operating conditions/temperature	-5°C to +40°C. Max relative humidity: 95%.

Approval Certificates

▼

Dimensions & Mounting Information		▲
Product dimensions:	410 W x 250 H x 80 D mm (base); 439 W x 274 H x 7 D mm (lid).	
Hole required for semi-flush mounting:	412 W x 255 H x 50 D mm. Requires AFP385 bezel	

BIM/CAD Drawings


▼

Documentation


▼

Accessories

▲



XFP Network Driver Card




XFP 32 Zone Repeater Panel
(all protocols)



**Glazed Stainless Steel
Enclosure, shallow**



**XFP Upload/Download
Programming Tools**



**Flush Mounting Bezel for XFP
32 Zone Masters & ...**

11 other products in the same category:



CONTACT US



C-TEC , Challenge Way, Wigan, WN5 0LD, UK Opening times: 08:30 - 17:00 GMT.



+44 (0) 1942 322744



sales@c-tec.co.uk



[Download map](#)