

# ROBUS<sup>®</sup>

QUALITY PRODUCTS BY LED GROUP

## 80W HIGH POWERED LED FLOOD LIGHT R80LEDF-24

Please read instructions before commencing installation and retain for future reference.

### Specification:

Model No.	R80LEDF-24
Supply Voltage:	220-240V~50/60Hz
Power Consumption:	80W
Lumen Output:	5500lm
Colour Temperature:	4500K
CRI:	80
Beam Angle:	100°
Power Factor:	0.95
Operating Temp Range:	-35°C < Ta < 50°C
IP Rating:	IP65
Compare Metal Halide:	100
Compare Halogen:	300
Safety Classification:	Class I, Must be Earthed
Dimensions:	(W)285mm X (D)112mm X (H)395mm
Weight:	5.6Kg
Warranty:	5 year
Complies with EN55015:2006+A1+A2, EN61547:2009, EN61000-3-3:2008 EN61000-3-2:2006+A1+A2, EN60598-2-5:1998, EN62493:2010 EN60598-1:2008+A11:2009	

### Installation:

! Electrical products can cause death or injury, or damage to property. If in any doubt about the installation or use of this product, consult a competent electrician.

- 1.Ensure mains supply is switched off before commencing work.
  - 2.Select suitable location for luminaire,
  - 3.Remove bracket from luminaire, mark wall with appropriate fixing positions.  
Before drilling, ensure that the hole does not impinge on pipe work, cables or other building services.
  - 4.Mount bracket on wall and re-attach luminaire
  - 5.The luminaire is supplied with 1.0m of rubber cable. Using suitable IP rated enclosure terminate Brown (Live), Blue (Neutral) and Green/ Yellow (Earth) to switch supply.
  6. Luminaire must be connected to a circuit controlled by an RCD.
  7. This product has no user serviceable parts. If any part is damaged, disconnect from mains and discontinue use.
- Note:** No "fixings screws provided", please use appropriate fixings screws.

### Information for the Product user

1. Please note the requirement to dispose of Waste Electrical & Electronic Equipment separately from household waste (WEEE marked with crossed out wheelie bin symbol).
2. Please consider your role in contributing to re-use and recycling by returning this product at end of life to a collection centre for waste electrical equipment or a Civic Amenity site, or to a retail outlet from which you are purchasing a replacement.
3. This equipment may contain substances that are hazardous to health and the environment if disposed of carelessly. It is important that it is separated from normal household waste and recycled in the WEEE chain
4. The "crossed out wheelie bin symbol" on a product indicates this equipment must not be disposed of in normal household waste, but should be disposed of according to local WEEE regulations

### The Installation must be carried out by an electrician

#### LED Group

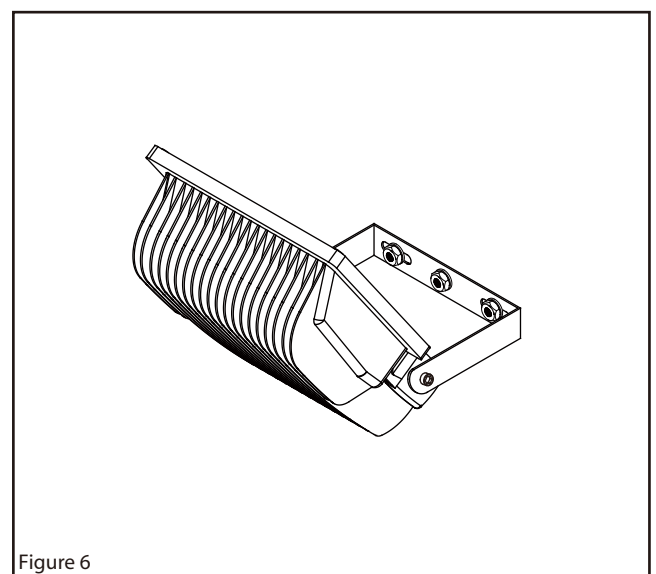
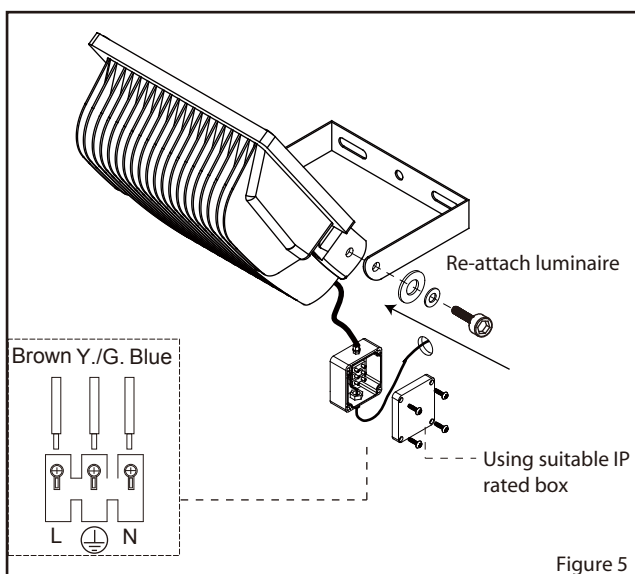
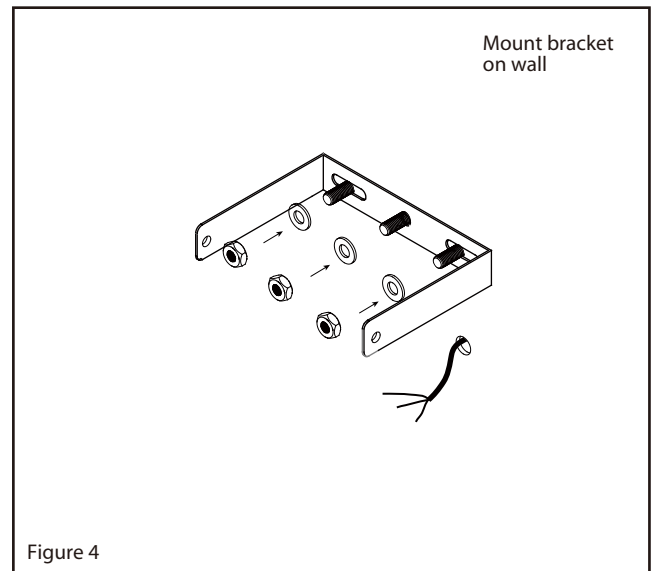
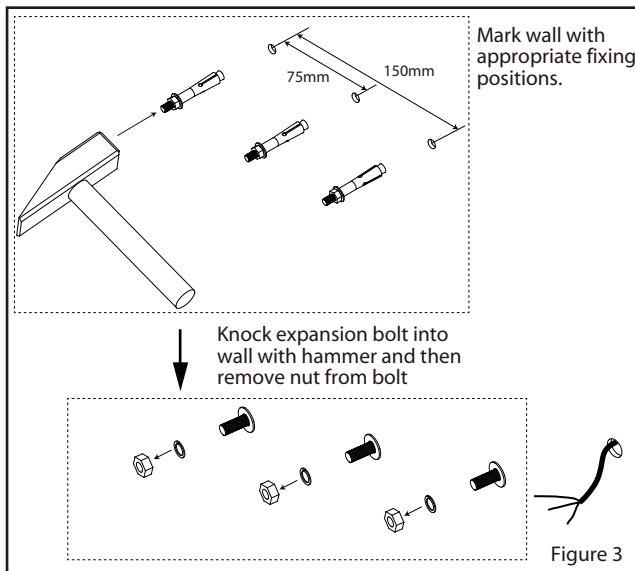
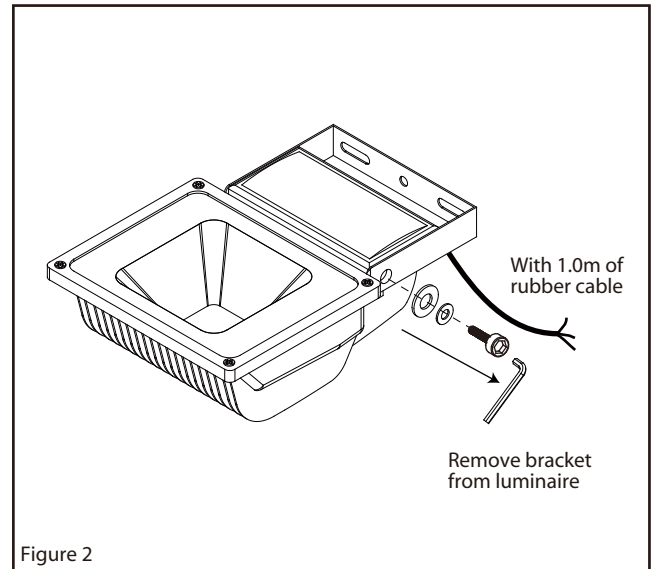
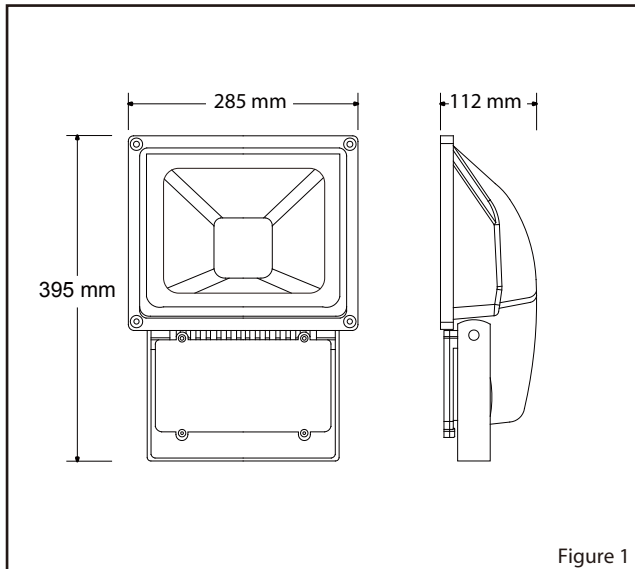
Western Retail Park  
Nangor Road  
Dublin 12  
Ireland

Issue 1 041113

Tel: +353 1 7099000  
Fax: +353 1 7099060  
Email: info@led.ie  
Website: www.led.ie



## Installation diagram:



**The Installation must be carried out by an electrician**

**LED Group**  
Western Retail Park  
Nangor Road  
Dublin 12  
Ireland

Tel: +353 1 7099000  
Fax: +353 1 7099060  
Email: [info@led.ie](mailto:info@led.ie)  
Website: [www.led.ie](http://www.led.ie)

