



The new Xpelair  
Carbonlite GX EC3 Range  
Fresh air pure and simple







Xpelair has an enviable reputation for the design and manufacture of world-class domestic, commercial and industrial ventilation products that are distributed in over 80 countries worldwide.

With over 50 years engineering experience Xpelair leads the way with innovative technologies to ensure the air we breathe is clean, fresh and healthy.

Today with a growing portfolio of long life, energy efficient CarbonLite ventilation products; Xpelair is recognised by many leading specifiers as best choice based on the ease of installation, reliability, quality and competitive price.



# GX EC3

New range of Carbonlite Commercial fans



## Key Features

- Ultra EC motors increases efficiency and reduces running costs
- Ease of installation, perfect for both new build and retrofit applications
- Integral backdraught shutter to protect against draught and heat loss
- New contemporary styling to continue the Xpelair ‘family feel’

## The Range

The new range of GX EC3 fans is the first in Xpelair’s brand new Carbonlite commercial family. With Ultra EC technology for long lasting energy efficient performance, compliant to Building Regulations 2010, as well as new contemporary design, the range is perfect for a number of large domestic and commercial applications.

The GX6 EC3 two speed extract fan comes complete with thermo actuated backdraught shutters, finger guard for additional safety and EC

motor for reduced running costs. A built in pull cord control is also available on the new GXC6 EC3. The GX6 EC3R is Xpelair’s first single speed intake or extract model for all installation requirements.

The GX9 EC3 offers multispeed extract with thermo actuated backdraught shutter to protect against ingress and draught. Controlled via the Xpelair MS2 multispeed controller, the new GX9 EC3 offers versatility and style in one.

Product Selector	GX6 EC3	GX6 EC3R	GXC6 EC3	GX9 EC3
Reference number	92755AW	92728AW	92756AW	92729AW
Longlife Ultra EC Motors	■	■	■	■
Selectable speeds at installation m³/h	High 284 Low 144	Extract 284 Intake 182	High 284 Low 144	High 847 Low 372
Speeds	2	1	2	Variable between High/Low
Performance l/s (Max)	78	78	78	235
Electrical power rating (W) 220-240V-50/60Hz	10.6	11.9	7.9	Low 10.9(W)/High 54.8(W)
SFP W/l/s	0.13	0.15	0.19	Low 0.10/High 0.23
Weight (kg)	1.9	1.9	1.9	4.2
Internal electro thermal shutter	■	■		■
Maximum ambient temperature	50°C	50°C	50°C	50°C
Guarantee UK (Years)	5	5	5	5





# GX EC3 Range

New range of Carbonlite Commercial fans

## Product Codes and Variants

### GX6 EC3 Ref: 92755AW

Two speed extract fan complete with thermo actuated backdraught shutter, finger guard for additional safety and EC motor. Operated by On/Off switch (not supplied). Suitable for single and sealed double glazing windows and panels up to 25mm.

### GX9 EC3 Ref: 92729AW

Multispeed extract fan complete with thermo actuated backdraught shutter, finger guard for additional safety and EC motor. Controlled by MS2 speed controller (not supplied). Suitable for single and sealed double glazing windows and panels up to 25mm.

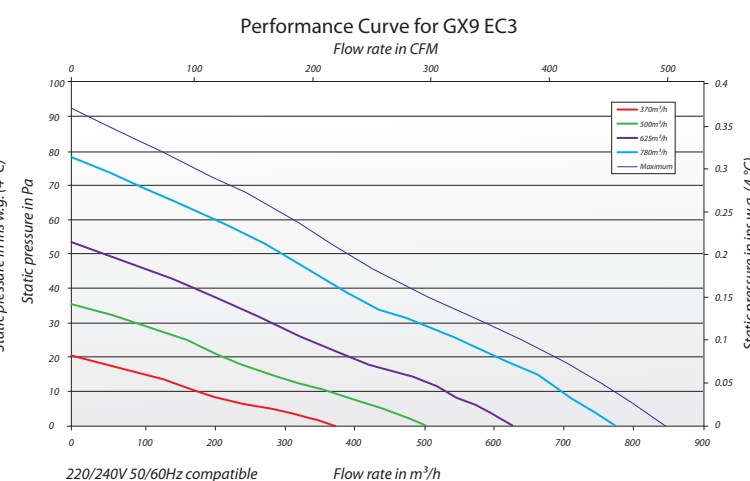
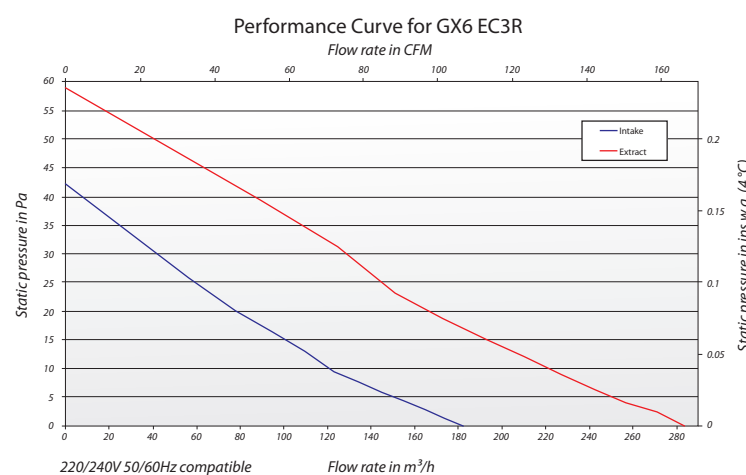
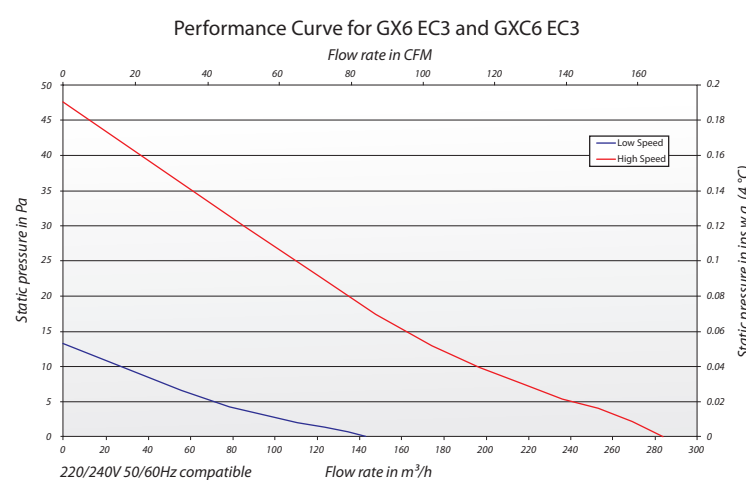
### GXC6 EC3 Ref: 92756AW

Two speed extract fan complete with finger guard for additional safety and EC motor. Complete with integral pull cord override and suitable for single and sealed double glazing windows and panels up to 25mm.

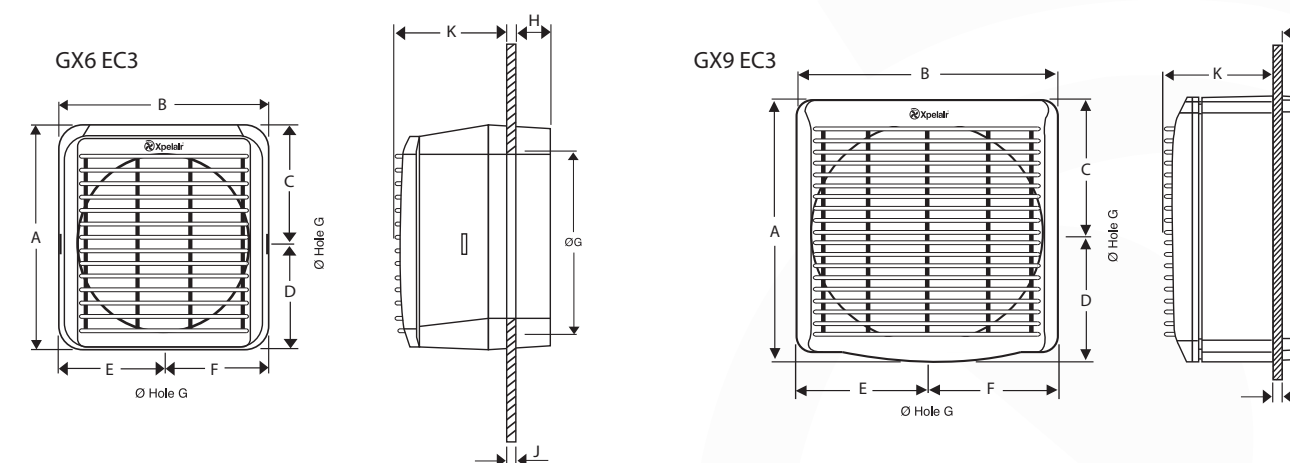
### GX6 EC3R Ref: 92728AW

Single speed intake or extract model complete with thermo actuated backdraught shutter and EC motor. Operated by On/Off switch (not supplied). Suitable for single and sealed double glazing windows and panels up to 25mm.

## Performance Curves

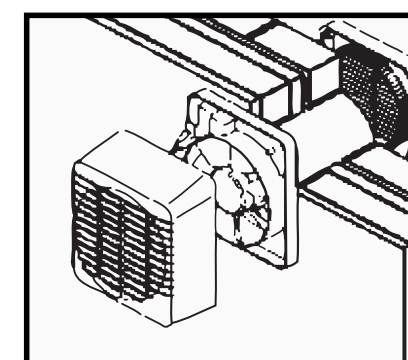


## Dimensions



Dimensions (mm)										
Model	A	B	C	D	E	F	ØG	H	J	K
GX6 EC3	226	210	119	107	109	101	184/203	35	4-25	113
GX9 EC3	312	294	165	148	147	147	257/266	32	4-35	124

## Installation

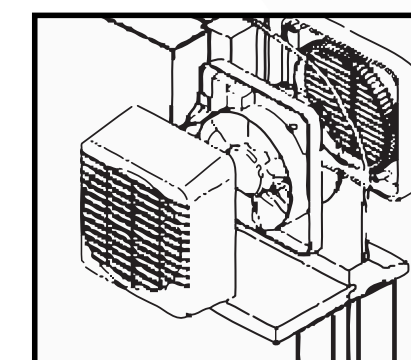


### Wall Mounting (GX6)

Hole diameter: 203mm

### Installation Accessories

Wall Kit 280mm Ref: 89370AA

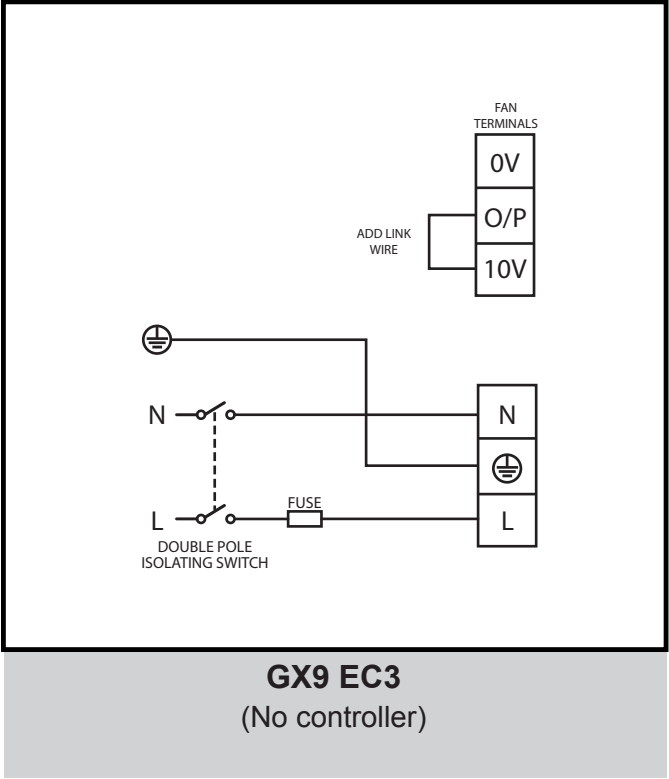
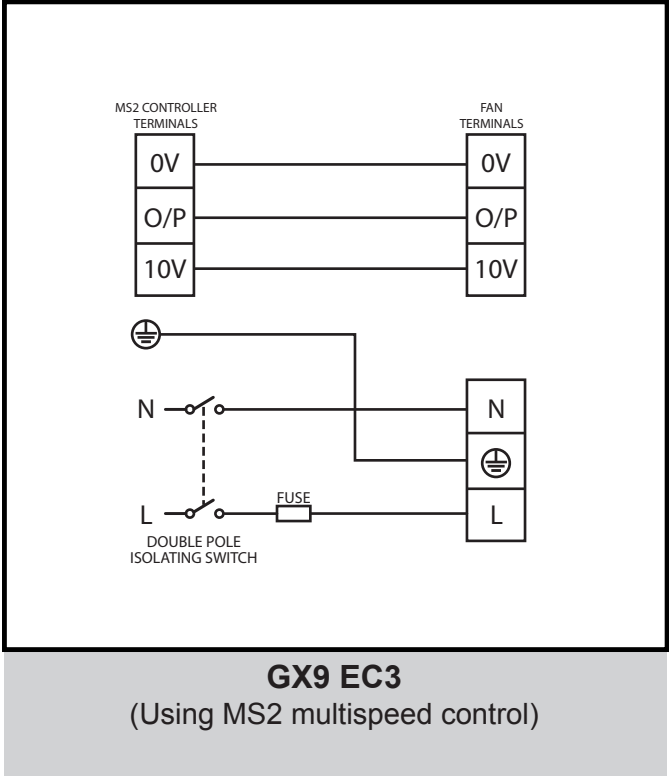
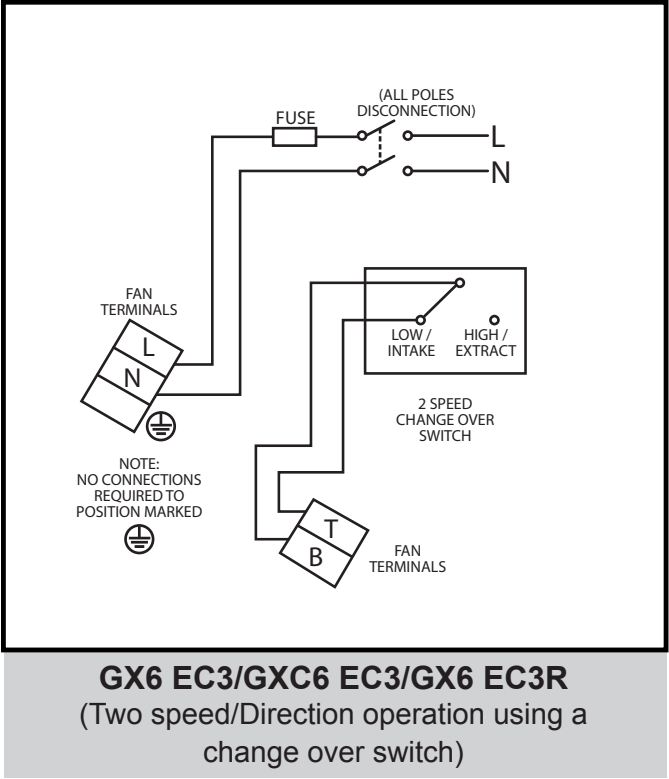
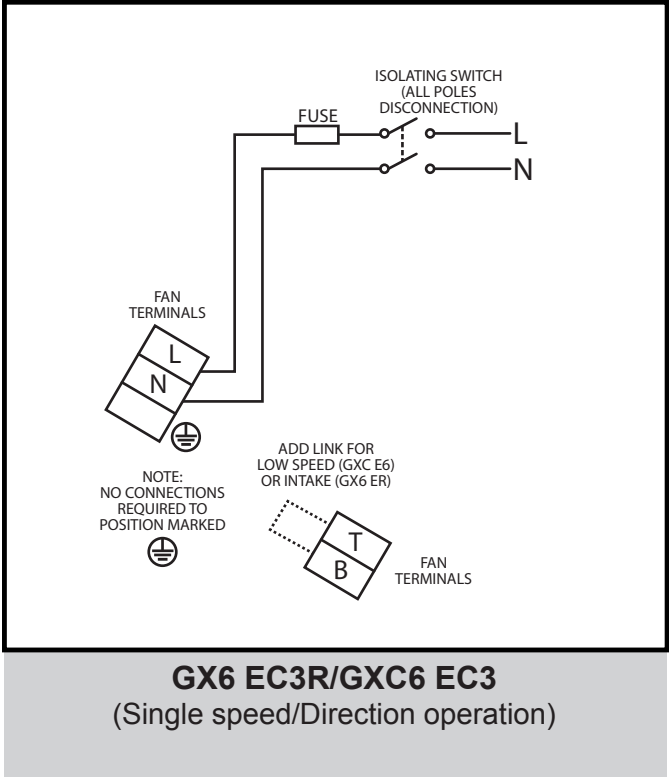


### Window Mounting

Hole diameter:

184mm (GX6)  
257mm (GX9)

Wiring Diagrams





Newcombe House  
Newcombe Way  
Orton Southgate  
Peterborough  
United Kingdom  
PE2 6SE

t: + 44 (0) 1733 456789  
f: + 44 (0) 1733 310606

[www.xpelair.co.uk](http://www.xpelair.co.uk)

