TAMLEX STEEL CABLE MANAGEMENT

PRODUCT CATALOGUE

Steel Cable Management
Modular Trunking Systems
Fixings & Accessories

Installation Materials Division
...the name behind the brands

Steel Cable Management



As a British manufacturer of cable management products, Tamlex is uniquely placed. With over 40 years experience and expertise, its proven capability to supply from floor service boxes to power and lighting trunking systems.

As a design orientated manufacturer, Tamlex has established many standard product ranges as well as special products to suit individual installation circumstances that incorporate features and benefits for the installer.

At Tamlex we strive for excellence in providing cable management products to our expanding customer base. We place a high value on minimising the impact to the environment and are committed to the maintenance and improvement of environmental practice in our day to day operations as a manufacturer and distributor.

Section Content

Trunking....2
Lighting Trunking....8
Cable Tray....12
Basket Tray....18
Tamtrak Underfloor Busbar....20
Service Boxes & Plates....24
Flush Screed Modular Trunking....30
Flush Screed Trunking....31
Switch, Socket & Adaptable Boxes....32
Steel Conduit & Accessories....34
Strut Framework & Accessories....38
General Fixings....46
Technical Information....48
Index....52




Trunking

- Four lid fixings per three metre length.
- Lids secure using bridge pieces.
- Manufactured from continuously hot dipped zinc coated low carbon steel strip to BSEN10346: 2009.
- Tamlex trunking can be powder coated to any colour.
- Special sizes are available.
- All lid fixings and couplers are included.
- Bridge pieces act as cable retainers.
- Tamper proof lid fixing option available.

GRE33

Single Compartment Trunking

Cat. No.	W (mm)	H (mm)	L (m)
GRE22	50	50	3
GRE32	75	50	3
GRE33	75	75	3
GRE42	100	50	3
GRE43	100	75	3
GRE44	100	100	3
GRE62	150	50	3
GRE63	150	75	3
GRE64	150	100	3
GRE66	150	150	3

Trunking and accessories available up to 300 x 300 x 3m upon request.

GRE62/3

Multi-Compartment Trunking

2 Comp. Cat. No.	3 Comp. Cat. No.	W (mm)	H (mm)	L (m)
GRE22/2	N/A	50	50	3
GRE32/2	GRE32/3	75	50	3
GRE33/2	GRE33/3	75	75	3
GRE42/2	GRE42/3	100	50	3
GRE43/2	GRE43/3	100	75	3
GRE44/2	GRE44/3	100	100	3
GRE62/2	GRE62/3	150	50	3
GRE63/2	GRE63/3	150	75	3
GRE64/2	GRE64/3	150	100	3
GRE66/2	GRE66/3	150	150	3

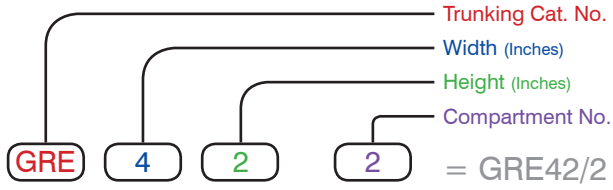

Compartment options
Standard trunking is available in multi-compartment options. Trunking and accessories are supplied with equal compartments as standard. For unequal compartments, details must be supplied at the time of order. 3 compartment is available in width code 3 and above. Non standard compartment spacings are available on request.

Standard lengths compartment options
For 1 compartment trunking there is no need to change the catalogue number.
Example GRE33
For 2 compartment trunking add '/2' to the end of the catalogue number.
Example GRE33/2
For 3 compartment trunking add '/3' to the end of the catalogue number.
Example GRE33/3

Standard accessories compartment options
For 1 compartment accessories there is no need to change the catalogue number.
Example GBT33
For 2 compartment accessories add '/2' to the end of the catalogue number.
Example GBT33/2
For 3 compartment accessories add '/3' to the end of the catalogue number.
Example GBT33/3

Trunking Accessories

- For 2 compartment fittings add suffix '/2' e.g. GBT33/2.
- For 3 compartment fittings add suffix '/3' e.g. GBT33/3.

GHT33

GHN33

GHO33

GTT33

Gusset Bend Top Lid

90° Cat. No.	45° Cat. No.	W (mm)	H (mm)
GBT22	GHT22	50	50
GBT32	GHT32	75	50
GBT33	GHT33	75	75
GBT42	GHT42	100	50
GBT43	GHT43	100	75
GBT44	GHT44	100	100
GBT62	GHT62	150	50
GBT63	GHT63	150	75
GBT64	GHT64	150	100
GBT66	GHT66	150	150

Gusset Bend Inside Lid

GBN22	GHN22	50	50
GBN32	GHN32	75	50
GBN33	GHN33	75	75
GBN42	GHN42	100	50
GBN43	GHN43	100	75
GBN44	GHN44	100	100
GBN62	GHN62	150	50
GBN63	GHN63	150	75
GBN64	GHN64	150	100
GBN66	GHN66	150	150

Gusset Bend Outside Lid

GBO22	GHO22	50	50
GBO32	GHO32	75	50
GBO33	GHO33	75	75
GBO42	GHO42	100	50
GBO43	GHO43	100	75
GBO44	GHO44	100	100
GBO62	GHO62	150	50
GBO63	GHO63	150	75
GBO64	GHO64	150	100
GBO66	GHO66	150	150

Gusset Tee Top Lid

Cat. No.	W (mm)	H (mm)	Cat. No.	W (mm)	H (mm)
GTT22	50	50	GTT44	100	100
GTT32	75	50	GTT62	150	50
GTT33	75	75	GTT63	150	75
GTT42	100	50	GTT64	150	100
GTT43	100	75	GTT66	150	150

Trunking Accessories

- For 2 compartment fittings add suffix '/2' e.g. GBT33/2.
- For 3 compartment fittings add suffix '/3' e.g. GBT33/3.

GTN33

Gusset Tee Inside Lid

Cat. No.	W (mm)	H (mm)	Cat. No.	W (mm)	H (mm)
GTN22	50	50	GTN44	100	100
GTN32	75	50	GTN62	150	50
GTN33	75	75	GTN63	150	75
GTN42	100	50	GTN64	150	100
GTN43	100	75	GTN66	150	150

GTO33

Gusset Tee Outside Lid

Cat. No.	W (mm)	H (mm)	Cat. No.	W (mm)	H (mm)
GTO22	50	50	GTO44	100	100
GTO32	75	50	GTO62	150	50
GTO33	75	75	GTO63	150	75
GTO42	100	50	GTO64	150	100
GTO43	100	75	GTO66	150	150

GFT33

Gusset Fourway

Cat. No.	W (mm)	H (mm)	Cat. No.	W (mm)	H (mm)
GFT22	50	50	GFT44	100	100
GFT32	75	50	GFT62	150	50
GFT33	75	75	GFT63	150	75
GFT42	100	50	GFT64	150	100
GFT43	100	75	GFT66	150	150

RC33-22

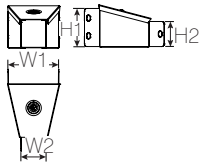

Reducer

Cat. No.	W1 (mm)	H1 (mm)	W2 (mm)	H2 (mm)
RC33-22	75	75	50	50
RC42-22	100	50	50	50
RC44-22	100	100	50	50
RC44-33	100	100	75	75
RC64-44	150	100	100	100
RC66-33	150	150	75	75
RC66-44	150	150	100	100

Additional sizes available upon request.

EBL

Earth Bonding Link

Cat. No.	Description
EBL	Earth bonding link for trunking

Pack quantity: 100 per pack.

Trunking Accessories

- For 2 compartment fittings add suffix '/2' e.g. GBT33/2.
- For 3 compartment fittings add suffix '/3' e.g. GBT33/3.

NEO33



NTT33

Sharp Bend

Top Lid Cat. No.	Inside Lid Cat. No.	Outside Lid Cat. No.	Top Lid Tee Cat. No.	W (mm)	H (mm)
NET22	NEN22	NEO22	NTT22	50	50
NET32	NEN32	NEO32	NTT32	75	50
NET33	NEN33	NEO33	NTT33	75	75
NET42	NEN42	NEO42	NTT42	100	50
NET43	NEN43	NEO43	NTT43	100	75
NET44	NEN44	NEO44	NTT44	100	100
NET62	NEN62	NEO62	NTT62	150	50
NET63	NEN63	NEO63	NTT63	150	75
NET64	NEN64	NEO64	NTT64	150	100
NET66	NEN66	NEO66	NTT66	150	150

GHA33

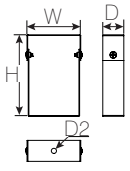

Suspension

Cat. No.	Trunking Size		Suspension Size		
	W (mm)	H (mm)	W (mm)	H (mm)	D (mm)
GHA22	50	50	50	122	45
GHA33	75	75	75	147	45
GHA44	100	100	100	172	45
GHA66	150	150	150	222	45

D2 - 11mm Diameter hole.

GSE33

Stop End

Cat. No.	W (mm)	H (mm)	Cat. No.	W (mm)	H (mm)
GSE22	50	50	GSE44	100	100
GSE32	75	50	GSE62	150	50
GSE33	75	75	GSE63	150	75
GSE42	100	50	GSE64	150	100
GSE43	100	75	GSE66	150	150

BP3

Bridge Piece

Cat. No.	Trunking Width (mm)
BP2	50
BP3	75
BP4	100
BP6	150

Supplied in packs of 4.

GSC33

Sleeve Coupler

Cat. No.	Trunking Width (mm)
GSC22	50
GSC33	75
GSC44	100
GSC66	150

Supplied in pairs.



GCA33

Flange Coupler

Cat. No.	Trunking Height (mm)
GCA22	50
GCA33	75
GCA44	100
GCA66	150

Supplied in pairs.

Bespoke Security Products

We understand the challenges that modern infrastructure projects create. It is often the case that an off-the shelf solution is unable to answer all of your needs and requirements especially when there are specific locations, timings or environmental issues to consider.

In these situations a bespoke solution can offer you durability and flexibility that you need to successfully deliver your project. Our ability to assess, design, engineer and support bespoke cable management systems has proven to be invaluable on a variety of major projects.

Security Areas

1 IP4X

Tamlex IP4x trunking is a test certified system to allow both new and existing trunking systems achieve this level of protection.

2 Enhanced Protection

All trunking lids are secured with tamperproof screws into hank bushes which are secured into the return flange of the trunking body. The system can be further enhanced to provide greater physical strength by using a steel gauge up to 1.5mm thick.

3 Special Secure Boxes

Adaptable steel boxes with a galvanised (BS EN 10346) or powder coated finish can be manufactured with tamperproof lid fixings.

4 Covers

A range of steel covers can be manufactured to fit over existing surface mounted devices to provide a physical barrier and addition level of protection.

Protection for Cable Tray

Solid steel covers can be provided to fit over tray based cabling systems which incorporate security screw fixings.

IP4X

BS7671:2008 – Amendment No.1:2011 Section 521.10.1 stipulates the need for trunking to deliver IPXXD or IP4X protection when used with single insulated (non-sheathed) cables.
Tamlex IP4x trunking is a test certified system to allow both new and existing trunking systems achieve this level of protection with the introduction of a unique coupler system which fits over all joints between lengths and standard accessories to deliver a fully compliant solution without the need to buy alternative accessories or fittings.

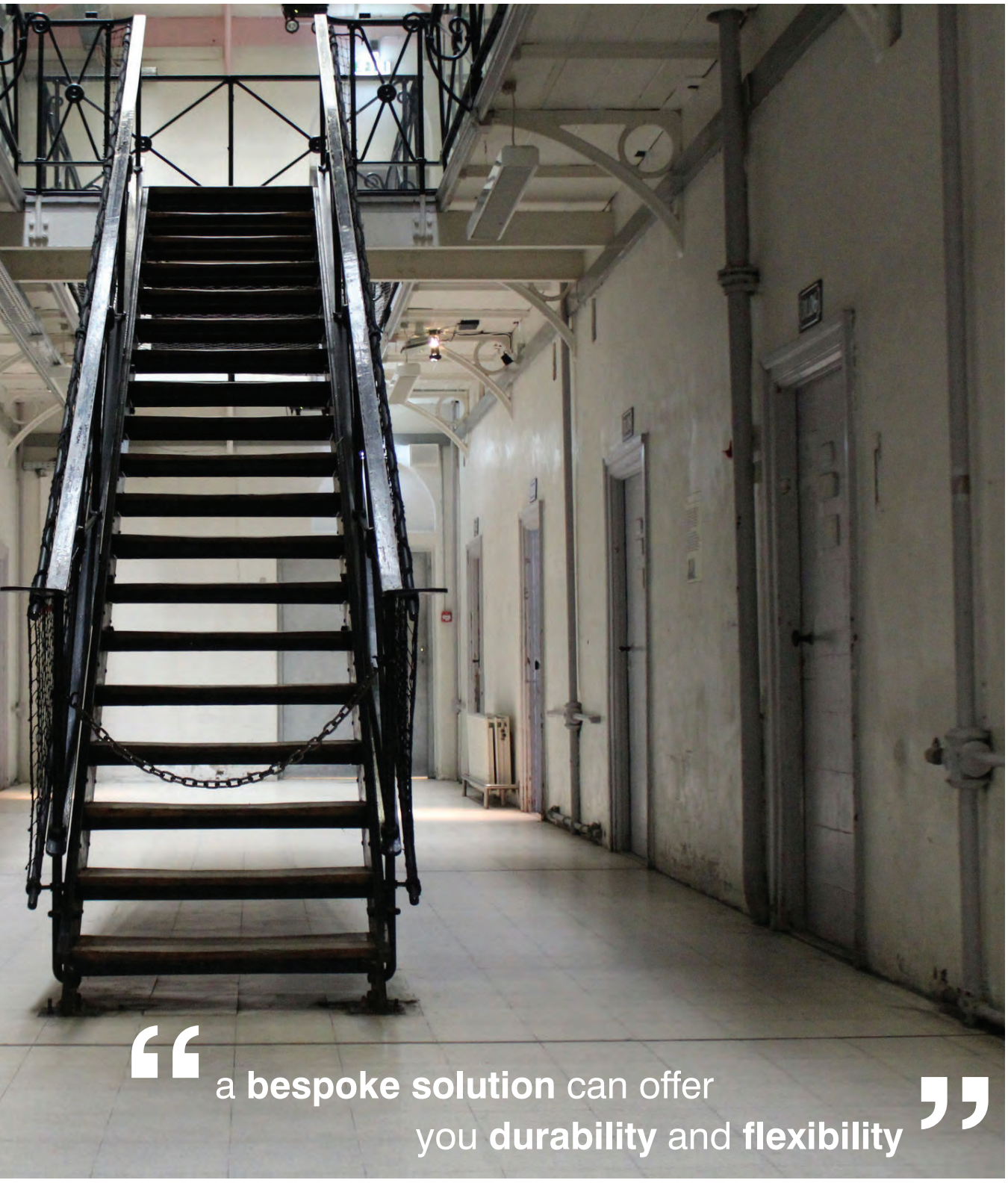

Lighting Trunking

- 3 metre and 4.5 metre lengths as standard.
- Snap-on lid fits both sizes.
- Couplers simply slide into position.
- Standard 2" trunking accessories can also be used.
- Manufactured from continuously hot dipped zinc coated low carbon steel strip to BSEN10346: 2009.
- Tamlex trunking can be powder coated to any colour.

LTB3

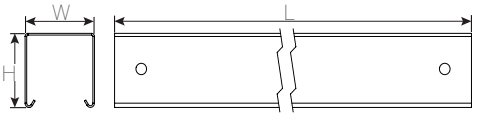

Trunking Body

Cat. No.	W (mm)	H (mm)	L (m)
LTB3	50	50	3
LTB45	50	50	4.5

Couplers & lid must be ordered separately.

LPL

Trunking Lid

Cat. No.	W (mm)	H (mm)	L (m)
LPL white (plastic)	50	50	2
LGLM metal (galv)	50	50	2

LLC3

Couplers

Cat. No.	W (mm)	H (mm)	L (mm)
LLC3	50	50	240
LSC3	50	50	150

Long couplers should be used when the trunking is suspended.

LTS 3-11

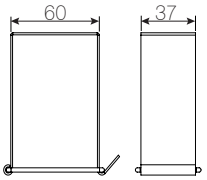

Trunking Suspension

Cat. No.	Hole Dia. (mm)	To Accept
LTS3-11	11	M10 Rod
LTS3-20	20	20mm Conduit

LZH3-11

'Z' Hanger

Cat. No.	Hole Dia. (mm)	W (mm)	H (mm)
LZH3-11	11	50	50
LZH3-20	20	50	50

Lighting Trunking



L2TC3

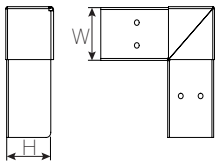

Bend Top Lid

Cat. No.	W (mm)	H (mm)
L2TC3	50	50

L2OC3

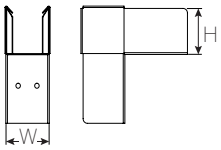

Bend Outside Lid

Cat. No.	W (mm)	H (mm)
L2OC3	50	50

L2IC3

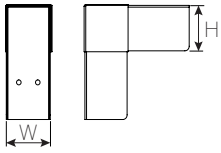

Bend Inside Lid

Cat. No.	W (mm)	H (mm)
L2IC3	50	50

L3TC3

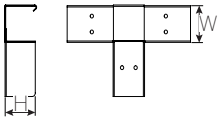

Tee Top Lid

Cat. No.	W (mm)	H (mm)
L3TC3	50	50

L4TC3

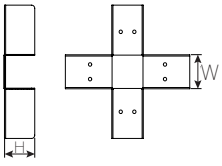

Fourway Top Lid

Cat. No.	W (mm)	H (mm)
L4TC3	50	50

Lighting Trunking

LFS

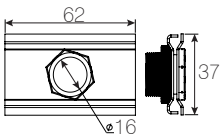

Light Fitting Suspension

Cat. No.	W (mm)	H (mm)
LFS	50	50

Supplied with long brass bush and lock ring.

LBE3

Stop End

Cat. No.	W (mm)	H (mm)
LBE3	50	50

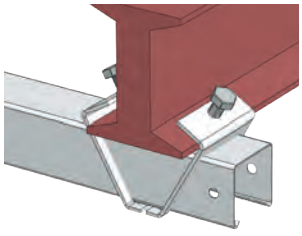

LGC3

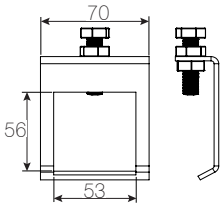

Girder Clamp

Cat. No.	W (mm)	H (mm)
LGC3	50	50



LCR
Trunking supplied separately

Cable Retainer

Cat. No.	W (mm)	H (mm)
LCR	50	50



LFE3

Flange End

Cat. No.	W (mm)	H (mm)
LFE3	50	50

Supplied in pairs.

Product Application

Commercial & Retail Sector

Lighting Trunking

One of Tamlex's strengths as a manufacturer is the ability to react to individual customer requirements. Whether the requirement is for a range of standard products to be delivered direct to a site address or it is for a complete installation kit of bespoke manufactured products Tamlex can and has met this demand.

Tamlex product installations range from city centre flagship retail stores to out of town large retail outlets and commercial warehouses. The range of products and requests satisfied has been very varied. Should the need arise and the wide range of standard products not meet a unique customer requirement then customers can specify their requirement wishes to Tamlex. Tamlex are able to manufacture products as per the customer's unique request and have it delivered without delay. Tamlex's approach of customer/manufacturer dialogue has lead to the successful completion of many projects over the years. Customer satisfaction has also lead to a number of national store refits for well-known brands being coordinated and delivered direct from the factory.

Cable Tray

- All standard tray supplied as 3 metre lengths up to 600mm wide.
- 3 standard designs of tray to suit individual applications.
- Hole pattern designed to provide maximum flexibility for positioning cable ties without compromising strength.
- Manufactured from continuously hot dipped zinc coated low carbon steel strip to BSEN10346: 2009.



PCT9
No fixing couplers required on PCT tray.

Light Duty Tray

Cat. No.	W (mm)	D (mm)	L (m)
PCT2	50	10	3
PCT3	75	10	3
PCT4	100	10	3
PCT6	150	10	3
PCT9	225	10	3
PCT12	300	10	3
PCT18	450	10	3

Bends, Tees and Fourways can be site fabricated or purchased.



PMF225
Fixing couplers: 1 pair of PMF/CP.

25mm Deep Returned Flange Tray

Cat. No.	W (mm)	D (mm)	L (m)
PMF75	75	25	3
PMF100	100	25	3
PMF150	150	25	3
PMF225	225	25	3
PMF300	300	25	3
PMF450	450	25	3
PMF600	600	25	3

Sizes above 600mm available upon request.

PHF225
Fixing couplers: 1 pair of PHF/CP.

50mm Deep Returned Flange Tray

Cat. No.	W (mm)	D (mm)	L (m)
PHF75	75	50	3
PHF100	100	50	3
PHF150	150	50	3
PHF225	225	50	3
PHF300	300	50	3
PHF450	450	50	3
PHF600	600	50	3

Sizes above 600mm available upon request.

Accessories

- Light duty tray has a notched end eliminating the need for separate couplers.
- Return flange tray couplers do not require the tray to be drilled even when it has been cut.
- Special sizes and designs are available upon request.
- Lid for tray can be made to order.
- Solid tray available upon request.
- Can be powder coated to customer specification.

PMF225-ADJ

Adjustable Bend

Cat. No. 25mm Deep	Cat. No. 50mm Deep	W (mm)
PMF75-ADJ	PHF75-ADJ	75
PMF100-ADJ	PHF100-ADJ	100
PMF150-ADJ	PHF150-ADJ	150
PMF225-ADJ	PHF225-ADJ	225
PMF300-ADJ	PHF300-ADJ	300
PMF450-ADJ	PHF450-ADJ	450

Sizes above 600mm available upon request. Bend adjusts from 5 to 95 degrees.

PMF150-IR

Inside Riser (adjustable)

Cat. No. Light Duty	Cat. No. 25mm Deep	Cat. No. 50mm Deep	W (mm)
PCT75-IR	PMF75-IR	PHF75-IR	75
PCT100-IR	PMF100-IR	PHF100-IR	100
PCT150-IR	PMF150-IR	PHF150-IR	150
PCT225-IR	PMF225-IR	PHF225-IR	225
PCT300-IR	PMF300-IR	PHF300-IR	300
PCT450-IR	PMF450-IR	PHF450-IR	450
-	PMF600-IR	PHF600-IR	600

Fixing couplers: 2 pairs straight on PMF/PHF tray only.



PHF225-OR

Outside Riser (adjustable)

Cat. No. Light Duty	Cat. No. 25mm Deep	Cat. No. 50mm Deep	W (mm)
PCT75-OR	PMF75-OR	PHF75-OR	75
PCT100-OR	PMF100-OR	PHF100-OR	100
PCT150-OR	PMF150-OR	PHF150-OR	150
PCT225-OR	PMF225-OR	PHF225-OR	225
PCT300-OR	PMF300-OR	PHF300-OR	300
PCT450-OR	PMF450-OR	PHF450-OR	450
-	PMF600-OR	PHF600-OR	600

Fixing couplers: 2 pairs straight on PMF/PHF tray only.



PMF300-RE225

Reducers

Cat. No. Light Duty	Cat. No. 25mm Deep	Cat. No. 50mm Deep	Size (mm)
PCT100-RE	PMF100-RE	PHF100-RE	100
PCT150-RE	PMF150-RE	PHF150-RE	150
PCT225-RE	PMF225-RE	PHF225-RE	225
PCT300-RE	PMF300-RE	PHF300-RE	300
PCT450-RE	PMF450-RE	PHF450-RE	450
-	PMF600-RE	PHF600-RE	600

When ordering tray reducers, order the larger size using the Cat. No. but the smaller size (W2) must be specified from 75mm to 450mm (e.g. PMF225-RE100).

Accessories

PMF225-FE

PMF225-FE45

PMF225-FT

PMF100-FW

90° Flat Bends

Cat. No. Straight Edge	Cat. No. 25mm Deep	Cat. No. 50mm Deep	W (mm)
PCT75-FE	PMF75-FE	PHF75-FE	75
PCT100-FE	PMF100-FE	PHF100-FE	100
PCT150-FE	PMF150-FE	PHF150-FE	150
PCT225-FE	PMF225-FE	PHF225-FE	225
PCT300-FE	PMF300-FE	PHF300-FE	300
PCT450-FE	PMF450-FE	PHF450-FE	450
-	PMF600-FE	PHF600-FE	600

Fixing couplers: 1 pair straight, 1 pair angled on PMF/PHF tray only.

45° Flat Bends

Cat. No. Straight Edge	Cat. No. 25mm Deep	Cat. No. 50mm Deep	W (mm)
PCT75-FE45	PMF75-FE45	PHF75-FE45	75
PCT100-FE45	PMF100-FE45	PHF100-FE45	100
PCT150-FE45	PMF150-FE45	PHF150-FE45	150
PCT225-FE45	PMF225-FE45	PHF225-FE45	225
PCT300-FE45	PMF300-FE45	PHF300-FE45	300
PCT450-FE45	PMF450-FE45	PHF450-FE45	450
-	PMF600-FE45	PHF600-FE45	600

Fixing couplers: 1 pair straight, 1 pair angled on PMF/PHF tray only.

Flat Tees

Cat. No. Straight Edge	Cat. No. 25mm Deep	Cat. No. 50mm Deep	W (mm)
PCT75-FT	PMF75-FT	PHF75-FT	75
PCT100-FT	PMF100-FT	PHF100-FT	100
PCT150-FT	PMF150-FT	PHF150-FT	150
PCT225-FT	PMF225-FT	PHF225-FT	225
PCT300-FT	PMF300-FT	PHF300-FT	300
PCT450-FT	PMF450-FT	PHF450-FT	450
-	PMF600-FT	PHF600-FT	600

Fixing couplers: 1 pair straight, 2 pairs angled on PMF/PHF tray only.

Fourway

Cat. No. Straight Edge	Cat. No. 25mm Deep	Cat. No. 50mm Deep	W (mm)
PCT75-FW	PMF75-FW	PHF75-FW	75
PCT100-FW	PMF100-FW	PHF100-FW	100
PCT150-FW	PMF150-FW	PHF150-FW	150
PCT225-FW	PMF225-FW	PHF225-FW	225
PCT300-FW	PMF300-FW	PHF300-FW	300
PCT450-FW	PMF450-FW	PHF450-FW	450
-	PMF600-FW	PHF600-FW	600

Fixing couplers: 4 pairs angled on PMF/PHF tray only.

Accessories

PMF/CP

Tray Couplings

Cat. No. 25mm Deep	Cat. No. 50mm Deep	
PMF/CP	PHF/CP	Straight All

Couplers are fitted inside tray and are supplied as pairs without fixings.
Assembly nut and bolt sets are supplied separately.
Cat. No. TF025 - Roofing nut & bolt.

PMF/CP/CR

Accessory Couplings

Cat. No. 25mm Deep	Cat. No. 50mm Deep	
PMF/CP/ST	PHF/CP/ST	Straight All
PMF/CP/CR	PHF/CP/CR	Angled All

Couplers are supplied as pairs without fixings.
Assembly nut and bolt sets are supplied separately
Cat. No. TF025 - Roofing nut & bolt.

STO9

Stand Off Brackets

Cat. No.	W (mm)	H (mm)
STO2	50	40
STO3	75	40
STO4	100	40
STO6	150	40
STO9	225	40
STO12	300	40
STO18	450	40
STO24	600	40

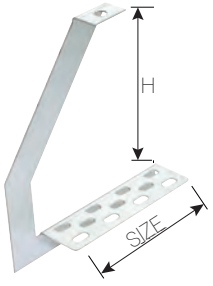

TGH9

‘G’ Hanger

Cat. No.	Size (mm)	H (mm)
TGH2	50	150
TGH3	75	150
TGH4	100	165
TGH6	150	200
TGH9	225	220
TGH12	300	255

Accessories

PMF225/LID

Cable Tray Lids

Cat. No. 25mm Deep	Cat. No. 50mm Deep	W (mm)	L (m)
PMF75/LID	PHF75/LID	75	3
PMF100/LID	PHF100/LID	100	3
PMF150/LID	PHF150/LID	150	3
PMF225/LID	PHF225/LID	225	3
PMF300/LID	PHF300/LID	300	3
PMF450/LID	PHF450/LID	450	3
PMF600/LID	PHF600/LID	600	3

The cable tray lid is available for PMF and PHF ranges of cable tray and below 75mm and above 600mm upon request.

Solid Cable Tray

The solid cable tray is available in 25mm and 50mm deep and available from 75mm to 600mm wide upon request.



Specialist Paint Finishes

Tamlex cable tray in addition to other Tamlex product ranges are available in specific paint finishes required by the customer.

Please contact the Tamlex factory for further information.

Product Application

Industrial Sector

Cable Tray & Trunking

Tamlex has been involved in part of a multi-million pound expansion and re-development program by a major midlands based car manufacturer. This time sensitive program has been driven in part by the introduction of new vehicle models giving tight work completion deadlines. Tamlex has been integral to delivering the required cable management products, in volume as and when required. With tight deadlines and schedules to work to the delivery of the required products at the right time was essential. Tamlex became the favoured supplier for the various factory sites of the manufacturer as a result of the extensive range of products available as standard. Tamlex also showed the ability to turn around special fabricated requests in a short time frame. Customer satisfaction was achieved and Tamlex showed that it has the ability to deliver as and when required.

Basket Tray

- 100mm x 50mm mesh for general applications.
- 50mm depth as standard, 100mm and 150mm deep basket tray available upon request.
- All steel wire frame 4.0mm diameter.
- Zinc electroplated finish on basket tray body.
- All accessories manufactured from continuously hot dipped zinc coated low carbon steel strip to BSEN10346: 2009.

BT100/150

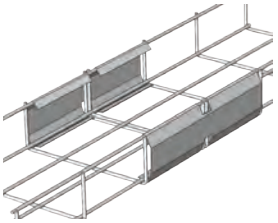

BT/FX

Basket Tray

Cat. No.	W (mm)	D (mm)
BT100/50	50	50
BT100/100	100	50
BT100/150	150	50
BT100/200	200	50
BT100/300	300	50
BT100/400	400	50
BT100/600	600	50

Standard length - 3 meters.

Fast Fix Coupler

Cat. No.	H (mm)	W (mm)
BT/FX	50	110

Supplied as a pair.

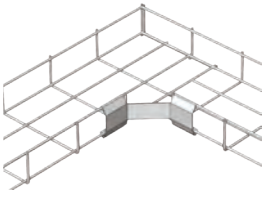

BT/GC

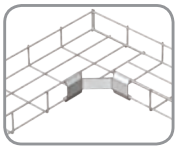

1 x BT/GC for flat bend gusset

Gusset Corner Bracket

Cat. No.	W (mm)	H (mm)
BT/GC	100	50

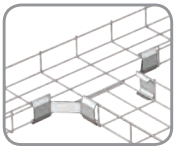

2 x BT/GC for tee gusset

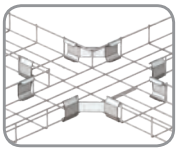

4 x BT/GC for fourway gusset

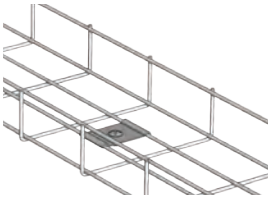

BT/HD

Hold Down Bracket

Cat. No.	Description
BT/HD	Hole to accept M6 bolt

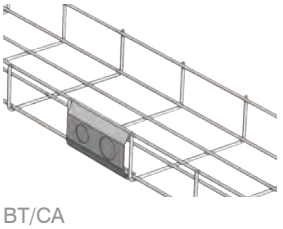

BT/CA

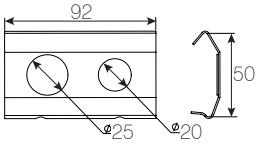

Fast Fix Conduit Adaptor

Cat. No.	Size (mm)
BT/CA	50

1 x 20mm & 1 x 25mm Knockout.

Accessories

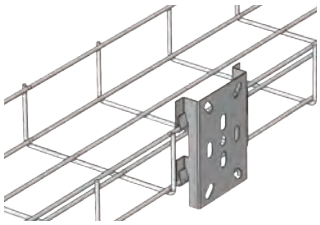

BT/SB

Universal Socket Box Adaptor Plate

Cat. No.	Size (mm)
BT/SB	50

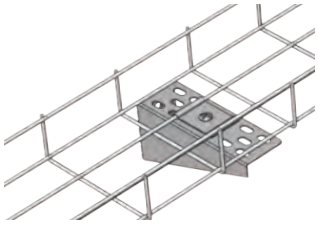

LDS6

Light Duty Cantilever Arm

Cat. No.	W (mm)
LDS2	50
LDS3	75
LDS4	100
LDS6	150
LDS9	225
LDS12	300

For use with hold down brackets BT/HD.

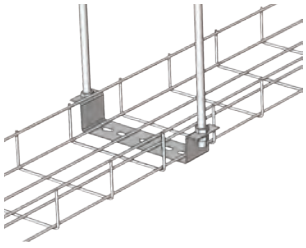

ST06

Stand Off Bracket

Cat. No.	W (mm)	H (mm)
STO2	50	40
STO3	75	40
STO4	100	40
STO6	150	40
STO9	225	40
STO12	300	40
STO18	450	40
STO24	600	40

For use with hold down bracket BT/HD.

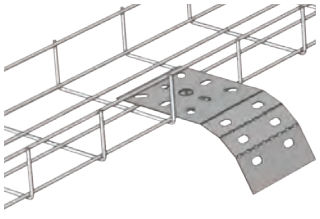

BT/WP

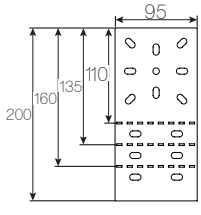

Cable Take Off Support

Cat. No.	Size (mm)
BT/WP	50

Tamtrak Underfloor Busbar Systems

- 63 Amp rated.
- Quick installation.
- Easily expandable.
- Attachable feet for easy flexible fixing to a slab or surface.
- Colour coded for increased safety.
- Factory assembled & fully tested.
- No separate couplers required.
- Supplied complete with mounting feet.

Standard
2 Pole & E

Cat. No.	L (m)	PL (mm)
UB12	1.2	300
UB18	1.8	300
UB24	2.4	300
UB36	3.6	300

PL = Pitch length.



Clean Earth Low Noise
3 Pole & E

Cat. No.	L (m)	PL (mm)
UB12CE	1.2	300
UB18CE	1.8	300
UB24CE	2.4	300
UB36CE	3.6	300

PL = Pitch length.

Dual Circuit Standard & Clean Earth Low Noise
5 Pole & E

Cat. No.	L (m)	PL (mm)
UB12D	1.2	300
UB18D	1.8	300
UB24D	2.4	300
UB36D	3.6	300

PL = Pitch length.



3 Phase
4 Pole & E

Cat. No.	L (m)	PL (mm)
UB12P	1.2	300
UB18P	1.8	300
UB24P	2.4	300
UB36P	3.6	300

PL = Pitch length.

Tap-Off Units

- All Tap-Offs are designed to comply with the requirements of the Wiring Regulations BS 7671:2008 including section 543 (high integrity earthing).

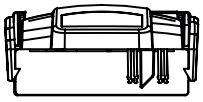

Standard 2 Pole & E

Cat. No.	Tap-off Unit
UBT3U	3m Unfused 32A
UBT3F	3m Fused 13A
UBT5U	5m Unfused 32A
UBT5F	5m Fused 13A

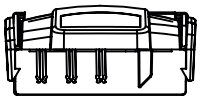

Clean Earth Low Noise 3 Pole & E

Cat. No.	Tap-off Unit
UBT3UCE	3m Unfused 32A
UBT3FCE	3m Fused 13A
UBT5UCE	5m Unfused 32A
UBT5FCE	5m Fused 13A



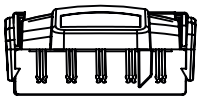

Dual Circuit Standard & Clean Earth Low Noise 5 Pole & E

Cat. No.	Tap-off Unit
UBT3DUL12 UBT3U (Std) UBT3UCE (CE)	3m Unfused 32A
UBT3F (Std) UBT3FCE (CE)	3m Fused 13A
UBT5FDUL12 UBT5U (Std) UBT5UCE (CE)	5m Unfused 32A
UBT5F (Std) UBT5FCE (CE)	5m Fused 13A

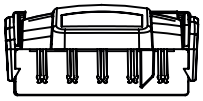

3 Phase 4 Pole & E

Cat. No.	Tap-off Unit
UBT3PUL1 UBT3PUL2 UBT3PUL3 UBT3PUL123	3m Unfused 32A
UBT5PUL1 UBT5PUL2 UBT5PUL3 UBT5 PUL123	5m Unfused 32A

End Feed Units

- Feed units have been designed with more space inside for easy connection and termination of SWA cables.
- Tamtrak has been 3rd party tested & certified to meet the requirements of the power track standard BS EN 61534-22.

UBEF

Standard
2 Pole & E



PE L2 N2

UBEFCE

Clean Earth Low Noise
3 Pole & E

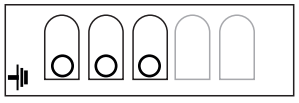

PE CE N1 L1

UBEFD

Dual Circuit Standard & Clean Earth Low Noise
5 Pole & E

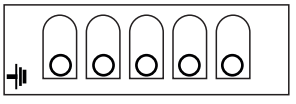

PE CE N1 L1 L2 N2

UBEFDP

3 Phase
4 Pole & E

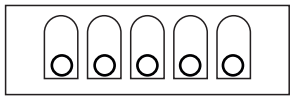

PE N L1 L2 L3

Interlink Flexible Bend Units

UBFB

Standard
2 Pole & E

Cat. No.	L (m)
UBFB	1.2

UBFBCE

Clean Earth Low Noise
3 Pole & E

Cat. No.	L (m)
UBFBCE	1.2

UBFBD

Dual Circuit Standard & Clean Earth Low Noise
5 Pole & E

Cat. No.	L (m)
UBFBD	1.2

UBFBP

3 Phase
4 Pole & E

Cat. No.	L (m)
UBFBP	1.2

CSB/3 Features & Benefits

Cavity Floor Boxes

Single piece metal construction and innovative new design enables the latest Tamlex cavity floor box to provide features and benefits to assist installation and provide multiple options for the end user.

1. Available in 3 and 4 compartment and in 4 depths ranging from 68mm to 130mm.
2. Stepped back base to allow pre-wired and easy and safe connections (CSB/3 only).
3. 20 & 25mm knockouts to accept flexible conduit.
4. Adjustable carpet trim.
5. Recessed lid to allow carpet infill.
6. Reversible self-closing lid.
7. 2 cable outlets with sponge foam to prevent ingress.
8. Durable polycarbonate trim and lid as standard.
9. Alternative metal trims available designed specifically for high traffic environments such as receptions and universities. (Can be powder coated).

Service plates sold separately enabling any configuration to be accommodated.

CSB/3 Features & Benefits



CSB/3 shown above

Service Boxes

- Three or four segregated compartments.
- Available in four standard depths: 68mm, 87mm, 100mm and 130mm.
- All moulded parts manufactured from polycarbonate as standard.
- Reversible self closing lid.
- Adjustable carpet trim.
- Single piece construction metal body.
- Recessed lid to allow carpet infill.

CSB3/BE

CSB4/SL

FSB3/S

Cavity

Compartments 3	4	Knockouts (mm)	Depth (mm)
CSB3/S	CSB4/S*	20	68
CSB3/BE	CSB4/BE*	20/25	87
CSB3	CSB4*	20/25	100
CSB3/ED	CSB4/ED*	20/25	130

* 4 compartment boxes have 2 x full width & 2 x half width compartments 42mm wide.

Four Equal Compartment

Cat. No.	Knockouts (mm)	Depth (mm)
CSB4/SL*	20	68

4 compartment boxes have 4 equal compartments 63.5mm wide.
* - Use with 'SL' plates only.

Screed

Compartments 3	4	Knockouts (mm)	Depth (mm)
FSB3/S	FSB4/S*	20	68

For use with 20mm conduit.
* 4 compartment boxes have 2 x full width & 2 x half width compartments 42mm wide.

1. Lift up hinged lid to access the power and data sockets.



2. Plug in the required leads to the available sockets.



3. Close the lid and position the leads through the hinged access slots.



Plates & Accessories

Plates are manufactured in plastic coated steel (blue) with folded edges to give additional strength. The shallow cavity and screeded service boxes should only be fitted with flush / panel mounted sockets (C2GS) due to the limited depth.

(X) Do not use plates in 68mm deep boxes when fitting power accessories.
Data and telecom sockets from the RPP Easy Clip range can be fitted into plates marked (R) with the use of a DE319 or DE320.



(X) (R)
CPP04/D

Power

Cat. No.	Description
CPP04/D	2 Gang outlet



(X) (R)
CPP04/1

Cat. No.	Description
CPP04/1	1x1 Gang outlet



(X) (R)
CPP04/2

Cat. No.	Description
CPP04/2	2x1 Gang outlets



C2GS

Cat. No.	Description
C2GS C2GSSL*	Twin switched socket * For use in CSB4/SL box only.
C2GS/DE	Twin switch socket dual earth



C3GS

Cat. No.	Description
C3GS	3x Twin switched sockets



C2US

Cat. No.	Description
C2US	2x Unswitched sockets

Plates & Accessories



C3US

Cat. No.	Description
C3US	3x Unswitched sockets



(X)
C2USNS

Cat. No.	Description
C2USNS	2x Non standard sockets



CPP06

Voice & Data

Cat. No.	Description
CPP06 CPP06SL*	4x RJ45 / LJ6C (37 x 22mm)

* For use in CSB4/SL box only.



CPP06/6

Cat. No.	Description
CPP06/6	6x RJ45 / LJ6C (37 x 22mm)



CPP06/8

Cat. No.	Description
CPP06/8	8x RJ45 / LJ6C (37 x 22mm)



CPP06/10

Cat. No.	Description
CPP06/10	10x RJ45/LJ6C (37 x 22mm)

Plates & Accessories



CDE345

Cat. No.	Description
CDE345	Accept 25x50mm & 50x50mm modules



CBP

Service Plates

Cat. No.	Description
CBP CBPSL*	Blank plate

* For use in CSB4/SL box only.



HCBP

Half Width Service Plates

For use with CSB4 / CSB4S / CSB4ED & FSB4S boxes only.

Cat. No.	Description
HCBP	Blank plate



HCPP01

Cat. No.	Description
HCPP01	4x RJ45 / LJ6C (37 x 22mm)

Service Box Replacement Parts

Cat. No.	Description
CST68	Carpet trim 68mm to fit 68/87mm boxes

Cat. No.	Description
CST100	Carpet trim 100mm to fit 100/130mm boxes

Cat. No.	Description
CSL	Service box lid

Cat. No.	Description
CF	Cable flap

Modular Trunking

- Three segregated compartments.
- Reinforced lid to allow foot traffic.
- Service boxes can be fitted after trunking is installed.
- Internal fillets have rubber gasket to increase stability and reduce lid deflection.

DID YOU KNOW?

Service box outlets can be fitted in place of any 0.5m lid section anywhere in the trunking length, even after the trunking is fitted.

FSM350/65/3

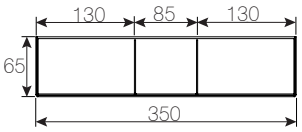

Modular Trunking Length

Cat. No.	W (mm)	H (mm)	L (m)
FSM350/65/3	350	65	2

Supplied in standard 2m lengths with 4 x 0.5m lid sections and end coupler. Rubber grommet supplied to be site fitted.

FSIRM350

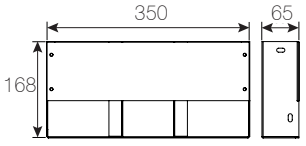

Riser Bend

Cat. No.	W (mm)	H (mm)
FSIRM350	350	65



FSJM350

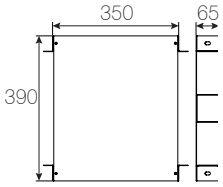

Intersection

Cat. No.	W (mm)	H (mm)
FSJM350	350	65

Intersection to be used as Flat Bend, Tee and Fourway.



FSBM3

FSEM350

Service Box Outlet

Cat. No.	W (mm)	H (mm)
FSBM3	350	65

Stop End

Cat. No.	W (mm)	H (mm)
FSEM350	350	65

Service Box Outlet Fitting

Select any lid position.

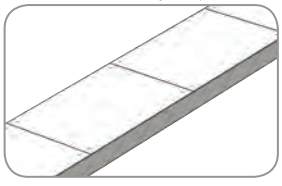

Remove lid & fillet.

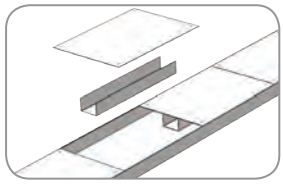

Drop in service outlet box.

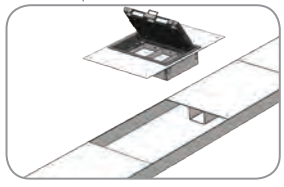

All accessories are supplied without fixings (use Cat. No. NBM6). Service boxes can be positioned/repositioned anywhere on trunking.

Flush Screed Trunking

- Three segregated compartments.
- Shallow 25mm deep trunking profile.
- Reinforced lid to allow foot traffic.
- Manufactured from continuously hot dipped zinc coated low carbon steel strip to BSEN10346:2009.
- Fillets have gasket strip fitted to increase stability and reduce lid deflection.
- Intersections are 50mm deep to allow the maximum cable capacity throughout the system.



FS225/25/3

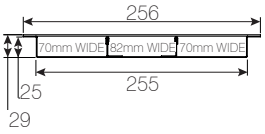

Trunking Length

Cat. No.	W (mm)	H (mm)	L (m)
FS225/25/3	225	25	2

2m length complete with 2 x 1m lids & coupler.
Jacking bolts need to be ordered separately (M6 x 40mm) Cat. No. TF005.



FSIR/3

Riser Bend

Cat. No.	W (mm)	H (mm)
FSIR/3	225	25

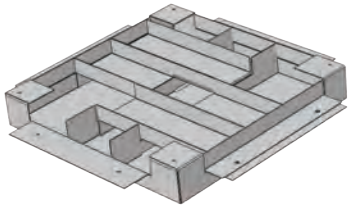

FSJ/93

Intersection

Cat. No.	W (mm)	H (mm)
FSJ/93	225	25

Intersection

Intersection - Flat bend.

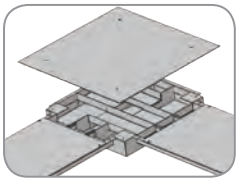

Intersection - Tee.

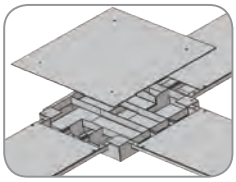

Intersection - Fourway.

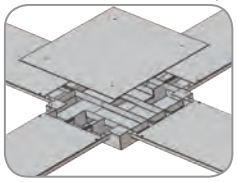



FSB3

FSE/91

Flush Screed Service Box

Cat. No.	W (mm)	H (mm)
FSB3	220	69

Stop End

Cat. No.	W (mm)	H (mm)
FSE/91	225	25

Switch & Socket Boxes

The Tamlex range of switch & socket boxes are available in a wide range of styles and sizes for any domestic, commercial and industrial installations.

- Switch & socket boxes conform to BS4662.
- Boxes supplied with one fixed lug & one adjustable lug.
- Manufactured from continuously hot dipped zinc coated low carbon steel strip to BSEN10346: 2009.
- Switch and socket boxes are fitted with brass pillar earth terminals.

T1G25

1 Gang Switch & Socket Boxes

Cat. No.	W (mm)	H (mm)	D (mm)
T1G16	72	72	16
T1G25	72	72	25
T1G35	72	72	35
T1G47	72	72	47

T1G16 has 1 fixed lug and one adjustable lug.
All other boxes have dual fixed lugs.

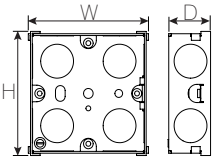

T2G35

2 Gang Switch & Socket Boxes

Cat. No.	W (mm)	H (mm)	D (mm)
T2G25	132	72	25
T2G35	132	72	35
T2G47	132	72	47
T2G35DUAL	156	72	35

All boxes have 1 fixed lug and one adjustable lug.
T2G35DUAL has 2 x single socket apertures and dual fixed lugs.

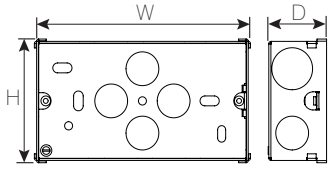



T2G35DUAL

Adaptable Boxes

- Manufactured from continuously hot dipped zinc coated low carbon steel strip to BSEN10346: 2009.
- Tamlex non-standard adaptable boxes can be manufactured in various sizes.
- Adaptable boxes can also be supplied without knockouts (plain) or with knockouts as standard.
- The boxes can be painted upon request.
- Special sizes available.



K962G

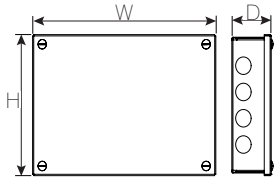

Galvanised Adaptable Boxes

Cat. No.	W (mm)	H (mm)	D (mm)
K331G	75	75	37
K332G	75	75	50
K333G	75	75	75
K441G	100	100	37
K442G	100	100	50
K443G	100	100	75
K444G	100	100	100
K632G	150	75	50
K642G	150	100	50
K643G	150	100	75
K662G	150	150	50
K663G	150	150	75
K664G	150	150	100
K666G	150	150	150
K962G	225	150	50
K963G	225	150	75
K993G	225	225	75

Available in a wide range of styles and sizes for any domestic, commercial and industrial installations.

PBX2

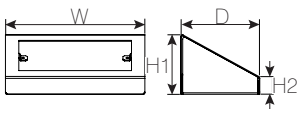

Pedestal Boxes

Cat. No.	W (mm)	H1 (mm)	H2 (mm)	D (mm)
PBX1 (1 gang)	102	55	20	92
PBX2 (2 gang)	162	55	20	92

Pedestal boxes are steel with a white powder coated finish as standard and have an earth terminal on the base.

Steel Conduit

- Galvanised steel - Class 3 & Class 4.
- Black enamel - Class 2.
- Supplied in 3.75 metre lengths.
- All conduit have threaded ends with one end fitted with a coupler.
- All conduit conforms to BS4568 part 1.

SPC20

Hot Dip Galvanised

Cat. No.	Dia (mm)	L (m)
SPC20	20	3.75
SPC25	25	3.75

SGC20

Class 4 Post Hot Dipped Galvanised

Cat. No.	Dia (mm)	L (m)
SGC20	20	3.75
SGC25	25	3.75

SBEC20

Class 2 Black Enamel

Cat. No.	Dia (mm)	L (m)
SBEC20	20	3.75
SBEC25	25	3.75

TDS20

Distance Saddle

Cat. No.	Description
TDS20	20mm Distance saddle
TDS25	25mm Distance saddle

TSB20

Spacer Bar Saddle

Cat. No.	Description
TSB20	20mm Spacer bar saddle
TSB25	25mm Spacer bar saddle

Conduit Accessories



TB820

Twin Through Box

Cat. No.	Description
TB820	20mm Twin through box
TB825	25mm Twin through box

TLB1

Loop-In Box

Cat. No.	Description
TLB1	20mm Loop-in box

TSL20 TRG20

Lid & Gasket

Cat. No.	Description
TSL20	20mm Steel lid - Galvanised
TRG20	20mm Rubber gasket

TIE20

Inspection Elbow

Cat. No.	Description
TIE20	20mm Inspection elbow
TIE25	25mm Inspection elbow



TIB20

Inspection Bend

Cat. No.	Description
TIB20	20mm Inspection bend
TIB25	25mm Inspection bend

TSC25

Solid Coupler

Cat. No.	Description
TSC20	20mm Solid coupler
TSC25	25mm Solid coupler

EC20G

Earth Coupler

Cat. No.	Description
EC20G	20mm Earth coupler

Conduit Accessories

TB120

Terminal Box

Cat. No.	Description
TB120	20mm Terminal box
TB125	25mm Terminal box

TB220

Through Box

Cat. No.	Description
TB220	20mm Through box
TB225	25mm Through box

TB320

Angle Box

Cat. No.	Description
TB320	20mm Angle box
TB325	25mm Angle box



TB420

Tee Box

Cat. No.	Description
TB420	20mm Tee box
TB425	25mm Tee box



TB520

Intersection Box

Cat. No.	Description
TB520	20mm Intersection box
TB525	25mm Intersection box

TB620

‘U’ Box

Cat. No.	Description
TB620	20mm ‘U’ box
TB625	25mm ‘U’ box

TB720

‘Y’ Box

Cat. No.	Description
TB720	20mm ‘Y’ box
TB725	25mm ‘Y’ box

Conduit Accessories

TSN25

Steel Nipple

Cat. No.	Description
TSN20	20mm Steel nipple
TSN25	25mm Steel nipple



TLN20

Steel Lock Nut

Cat. No.	Description
TLN20	20mm Steel lock nut
TLN25	25mm Steel lock nut

TML20

Milled Edge Locknut

Cat. No.	Description
TML20	20mm Milled edge locknut
TML25	25mm Milled edge locknut



TMB20S

Male Bush

Cat. No.	Description
TMB20S	20mm Male bush - short
TMB25S	25mm Male bush - short

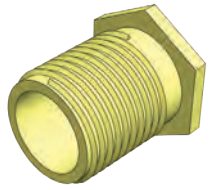

TMB20L

Male Bush

Cat. No.	Description
TMB20L	20mm Male bush - long
TMB25L	25mm Male bush - long

TFB20

Female Bush

Cat. No.	Description
TFB20	20mm Female bush
TFB25	25mm Female bush



TTRS20

T.R.S. Cable Gland

Cat. No.	Description
TTRS20	20mm T.R.S. cable gland
TTRS25	25mm T.R.S. cable gland

Strut Framework

- Plain or slotted channel available.
- Channel available in both 1.5mm and 2.5mm gauge.
- Supplied in 3 & 6 metre lengths.
- Back to back strut available.
- All external brackets 6mm thick.
- Manufactured from continuously hot dipped zinc coated low carbon steel strip to BSEN10346: 2009.
- Brackets are designed to comply with BS6946.
- Channel brackets post hot dipped galvanised to BS729.

TS21P-3

TS41P-3

TS21S-3

TS41S-3

TS21P-3B2B

TS41P-3B2B

Plain Strut

Cat. No.	H (mm)	W (mm)	L (m)	Gauge
TS21P-3LG*	21	41	3	1.5
TS21P-3	21	41	3	2.5
TS21P-6	21	41	6	2.5

* - Supplied in 1.5mm Steel.

Cat. No.	H (mm)	W (mm)	L (m)	Gauge
TS41P-3LG*	41	41	3	1.5
TS41P-3	41	41	3	2.5
TS41P-6	41	41	6	2.5

* - Supplied in 1.5mm Steel.

Slotted Strut

Cat. No.	H (mm)	W (mm)	L (m)	Gauge
TS21S-3LG*	21	41	3	1.5
TS21S-3	21	41	3	2.5
TS21S-6	21	41	6	2.5

* - Supplied in 1.5mm Steel.

Cat. No.	H (mm)	W (mm)	L (m)	Gauge
TS41S-3LG*	41	41	3	1.5
TS41S-3	41	41	3	2.5
TS41S-6	41	41	6	2.5

* - Supplied in 1.5mm Steel.

Back to Back

Cat. No.	H (mm)	W (mm)	L (m)	Gauge
TS21P-3B2BLG*	21	41	3	1.5
TS21P-3B2B	21	41	3	2.5

* - Supplied in 1.5mm Steel.

Cat. No.	H (mm)	W (mm)	L (m)	Gauge
TS41P-3B2BLG*	41	41	3	1.5
TS41P-3B2B	41	41	3	2.5
TS41P-6B2B	41	41	6	2.5

* - Supplied in 1.5mm Steel.

DID YOU KNOW?

Tamlex strut framework can be supplied to any length to suit customer requirements.

Accessories



TB101-10

Square Plate

Cat. No.	Description
TB101-6	For use with M6 rod, 8mm hole
TB101-8	For use with M8 rod, 10mm hole
TB101-10	For use with M10 rod, 12mm hole
TB101-12	For use with M12 rod, 14mm hole

Pack quantity: 100 per pack.

TB104

Flat Plate

Cat. No.	Description
TB102	For use with M12 rod, 2 x 14mm hole
TB103	For use with M12 rod, 3 x 14mm hole
TB104	For use with M12 rod, 4 x 14mm hole
TB105	For use with M12 rod, 5 x 14mm hole



TA105-21

Internal Coupler

Cat. No.	Size (mm)
TA105-21	21 x 41
TA105-41	41 x 41

Internal couplers supplied with fixing screws.



TB201

External Coupler

Cat. No.	Size (mm)
TB201	21 x 41
TB202	41 x 41

Use with channel nuts.



TB140

2 Hole Right Angle Bracket

Cat. No.	Size (mm)
TB140	40 x 40

TB142

3 Hole Right Angle Bracket

Cat. No.	Size (mm)
TB142	100 x 40

Accessories

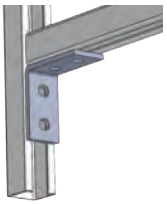
TB144

4 Hole Right Angle Bracket

Cat. No.	Size (mm)
TB144	100 x 80

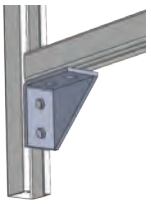
TB145

4 Hole Gusset Support Bracket

Cat. No.	Size (mm)
TB145	100 x 80

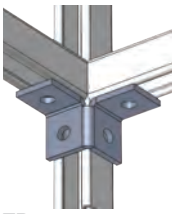
TB146

Double Corner Bracket

Cat. No.	Description
TB146	4 Hole double corner bracket

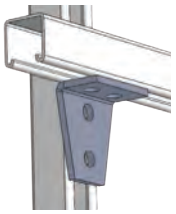
TB147

4 Hole Gusset L-Shape Bracket

Cat. No.	Description
TB147	4 Hole 'L' shape gusset bracket

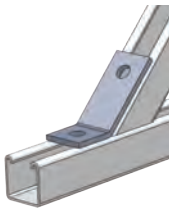
TB148

135° Angle Bracket

Cat. No.	Description
TB148	2 Hole 135° bracket

TB149

45 ° Angle Bracket

Cat. No.	Description
TB149	2 Hole 45°

Accessories


TB151

Double Tee Bracket

Cat. No.	Description
TB151	8 Hole double tee bracket

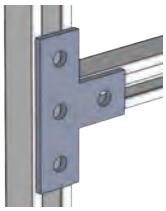
TB152

Tee Bracket

Cat. No.	Description
TB152	4 Hole flat tee bracket

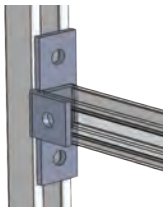
TB153

Channel Support Bracket

Cat. No.	Description
TB153	4 Hole corner channel support bracket

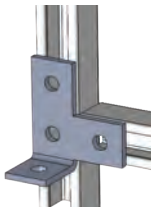
TB154

Corner Support Brackets

Cat. No.	Description
TB154	Right hand corner support bracket
TB155	Left hand corner support bracket

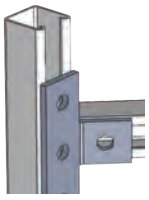
TB156

45° Tee Bracket

Cat. No.	Description
TB156	4 Hole 45° tee bracket

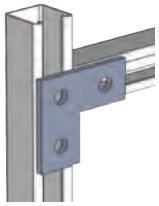
TB161

L Bracket

Cat. No.	Description
TB161	3 Hole flat bend bracket

Accessories

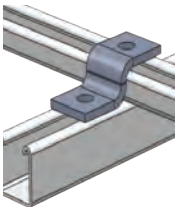

TB171

Step-Up Brackets

Cat. No.	Description
TB171	2 Hole 20mm step up bracket



TB172

Cat. No.	Description
TB172	3 Hole 40mm step up bracket



TB173

Cat. No.	Description
TB173	2 Hole 80mm step up bracket

Top Hat Brackets



TB174

Cat. No.	Description
TB174	3 Hole 20mm top hat



TB175

Cat. No.	Description
TB175	5 Hole 40mm top hat



TB177

Cat. No.	Description
TB177	6 Hole 80mm double top hat bracket

Accessories



TB178

‘U’ Bracket

Cat. No.	Description
TB178	4 Hole ‘U’ double bracket

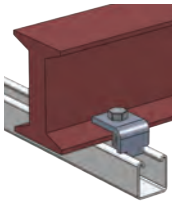

TB251

Girder Clamp

Cat. No.	Description
TB251	1 Hole girder clamp Used with channel nut, not included.

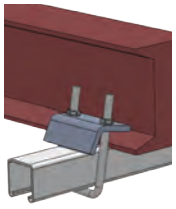

TB252-41

‘U’ Bolt

Cat. No.	Description
TB252-41	40mm ‘U’ bolt

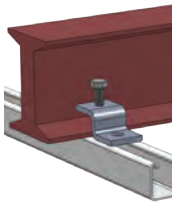

TB253

Girder Clamps

Cat. No.	Description
TB253	2 Hole girder clamp Used with channel nut, not included. Cone pointed screws (TF050) supplied.

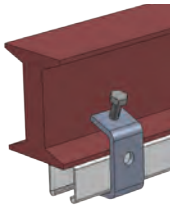

TB254

Cat. No.	Description
TB254	‘U’ shape girder clamp Cone pointed screws (TF050) supplied.

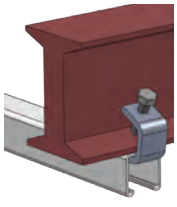

TB255

Cat. No.	Description
TB255	‘U’ shape girder clamp Cone pointed screws (TF050) supplied.

Accessories

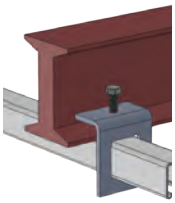

TB256-41

Hole Clamps

Cat. No.	Description
TB256-21	21mm Hole clamp
TB256-41	41mm Hole clamp
	Cone pointed screws (TF050) supplied.



TB211-1

Base Plate Brackets

Cat. No.	Description
TB211-1	Single base plate bracket



TB211-2

Cat. No.	Description
TB211-2	Corner base plate bracket



TB212

Cat. No.	Description
TB212	Double base plate bracket



TB213

Cat. No.	Description
TB213	Gusset base plate bracket

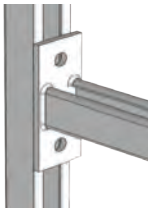

TC103-15

Cantilever Arms

Cat. No.	Description
TC103-15	150mm Long arm
TC103-30	300mm Long arm
TC103-45	450mm Long arm
TC103-60	600mm Long arm
TC103-75	750mm Long arm

Accessories



TA103-P

Cover

Cat. No.	Description
TA103-P	3m Plastic cover
	Note: TA103-P will not fit light duty strut.

TA101

End Caps

Cat. No.	Description
TA102	21mm End cap (White)
TA101	41mm End cap (White)
TA102B	21mm End cap (Black)
TA101B	41mm End cap (Black)



TN6P

Channel Nuts Plain

Cat. No.	Size
TN6P	M6
TN8P	M8
TN10P	M10
TN12P	M12



TN6SS

Short Springs

Cat. No.	Size
TN6SS	M6
TN8SS	M8
TN10SS	M10
TN12SS	M12

TN6LS

Long Springs

Cat. No.	Size
TN6LS	M6
TN8LS	M8
TN10LS	M10
TN12LS	M12

Fixings

TF021

Threaded Rods

Cat. No.	Description
TF021	M6 x 3m Long
TF022	M8 x 3m Long
TF023	M10 x 3m Long
TF024	M12 x 3m Long

TF030

Flat Washers

Cat. No.	Description
TF030	M6
TF031	M8
TF032	M10
TF033	M12

Pack Quantity: 100 per pack.

TF034

Shakeproof Washers

Cat. No.	Description
TF034	M6
TF035	M8
TF036	M10
TF037	M12

Pack Quantity: 100 per pack.

TF038

Penny Washers

Cat. No.	Description	Cat. No.	Description
TF038	M6 x 25mm	TF042	M6 x 32mm
TF039	M8 x 25mm	TF043	M8 x 32mm
TF040	M10 x 25mm	TF044	M10 x 32mm
TF041	M12 x 25mm	TF045	M12 x 32mm

Pack Quantity: 100 per pack.



TF001

Set Screw Bolts (High Tensile)

Cat. No.	Description	Cat. No.	Description
TF001	M6 x 20mm	TF011	M10 x 20mm
TF002	M6 x 25mm	TF012	M10 x 25mm
TF003	M6 x 30mm	TF013	M10 x 30mm
TF004	M6 x 35mm	TF014	M10 x 35mm
TF005	M6 x 40mm	TF015	M10 x 40mm
TF006	M8 x 20mm	TF016	M12 x 20mm
TF007	M8 x 25mm	TF017	M12 x 25mm
TF008	M8 x 30mm	TF018	M12 x 30mm
TF009	M8 x 35mm	TF019	M12 x 35mm
TF010	M8 x 40mm	TF020	M12 x 40mm

Pack Quantity: 100 per pack.

Fixings

TF027

Roofing Nuts & Bolts

Cat. No.	Size
TF025	M6 x 12mm
TF026	M6 x 16mm
TF027	M6 x 20mm
TF028	M6 x 25mm
TF029	M6 x 30mm

Pack Quantity: 200 per pack.



TF050

Cone Set Screws

Cat. No.	Size
TF050	M10 x 40

Pack Quantity: 100 per pack.

TF046

Hexagonal Nuts

Cat. No.	Size
TF046	M6
TF047	M8
TF048	M10
TF049	M12

Pack Quantity: 100 per pack.

TF057

Rod Joining Nut

Cat. No.	Size
TF055	M6
TF056	M8
TF057	M10
TF058	M12

Pack Quantity: 100 per pack.

TF061

Wedge Nut

Cat. No.	Size
TF059	M6
TF060	M8
TF061	M10
TF062	M12

Pack Quantity: 100 per pack.

TF070

Drop-In Anchors

Cat. No.	Size
TF068	M6
TF069	M8
TF070	M10
TF071	M12

Pack Quantity: 100 per pack.

Technical Information

Trunking

Trunking Sizes (mm)

GRE22

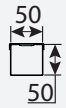

GRE33

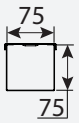

GRE44

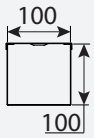

GRE66

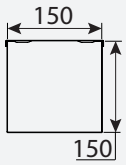

IMPORTANT: Cable trunking is designed such that the main body carries the weight of the cables, Trunking should NOT be installed in any way that causes the lid to carry the cable weight.

Trunking Size

Size Of Trunking	Nominal Conductor Size											
Cat. No.	1.0	1.5	2.5	4.0	6.0	10.0	16.0	25.0	35.0	50.0	70.0	95.0
50 x 50	138	123	85	67	52	33	24	16	12	9	7	5
75 x 50	208	185	128	101	79	51	37	24	18	13	10	7
75 x 75	312	273	191	152	118	76	55	37	28	20	16	11
100 x 50	277	247	170	135	95	67	49	39	25	18	14	10
100 x 75	416	370	256	203	158	101	74	49	37	27	21	15
100 x 100	555	494	350	271	211	135	98	66	50	37	28	21
150 x 75	624	556	382	304	237	152	111	74	56	41	32	23
150 x 100	833	741	510	406	316	203	148	99	75	55	42	31
150 x 150	1250	1112	766	609	475	305	222	148	112	83	64	47

Lighting Trunking

Fitting Coupler

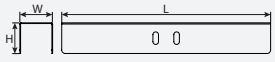

LTB3/45 Internal Dimensions

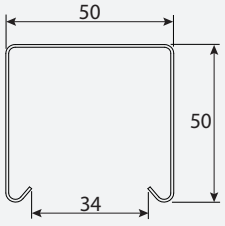

LPL

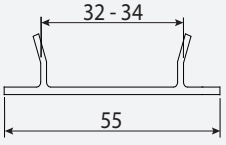

Support centres maximum 3 metre

Trunking	Size	Nominal Conductor Size								Weight
	Surface (mm)	1.0	1.5	2.5	4.0	6.0	10.0	16.0	25.0	Per kg/m
LTB3/45	50 x 50	138	123	98	67	52	33	24	16	1.45

Trunking Lid supplied in 2 metre lengths as standard and are manufactured to fit LTB trunking body.

Technical Information

Cable Tray

Light Duty

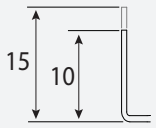

25mm Deep
Return Edge Tray

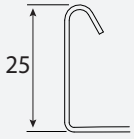

50mm Deep
Return Edge Tray

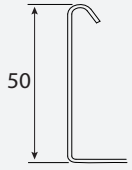

Hole Pattern

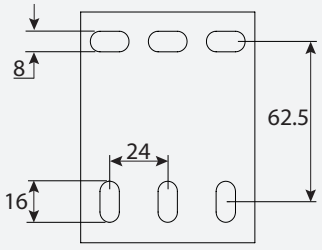

Hole pattern designed to provide maximum flexibility for positioning cable ties etc.

Couplers for Return Edge Tray

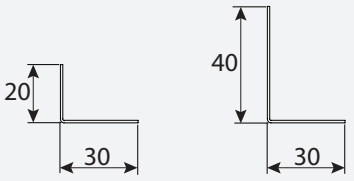

Couplers are fitted inside tray and are supplied in pairs without fixings.
Return flanged tray couplers do not require the tray to be drilled, even when the tray has been cut.
Assembly nuts and bolts are supplied separately (Cat. No. TF025).

General Cable Tray Data

The Tamlex range of PCT cable tray can be site fabricated to produce flat bends, tees and fourway sections using roofing nuts & bolts.

Load Test Data Example

Tamlex PMF 100 Medium Duty Tray

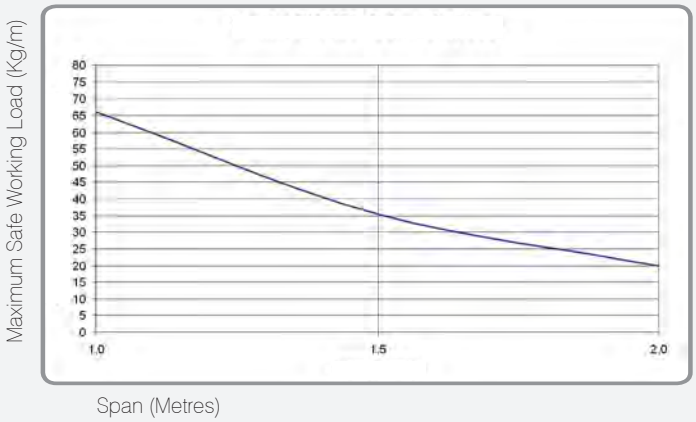

Technical Information

Strut Framework System

TS21P-3
TS21S-3

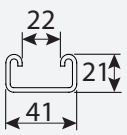

TS41P-3
TS41S-3

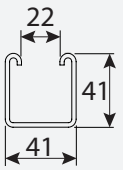

Back to Back

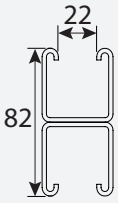

Material: 2.5mm thick cold rolled steel (also available in 1.5mm)

Couplers

Internal

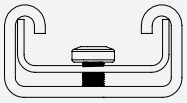

External

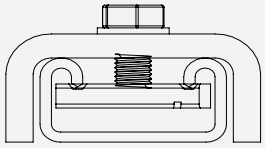

Slotted strut hole dimensions

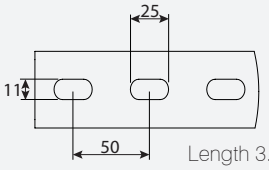

Length 3.0m

Service Boxes & Plates

Service Box Compartment Options

3 Compartment (mm)

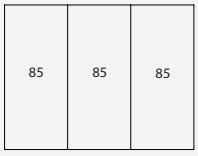

CSB3, CSB/3/BE, FSB3, CSB3/ED

4 Compartment (mm)

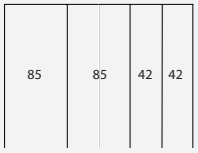

CSB4, CSB/4/BE, FSB4, CSB4/ED

4 Compartment (mm)

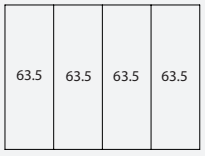

CSB4/SL

Floor Cut Out Aperture

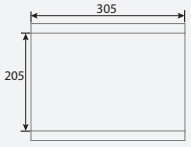

Half Width Service Plates

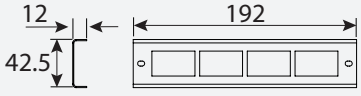

Full Width Service Plates

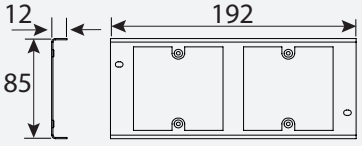

SL Style Service Plates

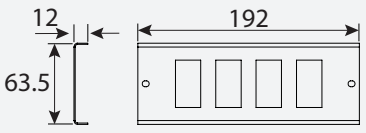

Flush Screed Modular Trunking

Flush Screed Modular Cross Section

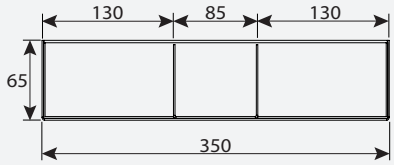

Flush Screed Modular Service Box
FSBM3



Flush screed modular trunking must be fully supported across its complete width.

Flush Screed Trunking

Three Compartment Service Box

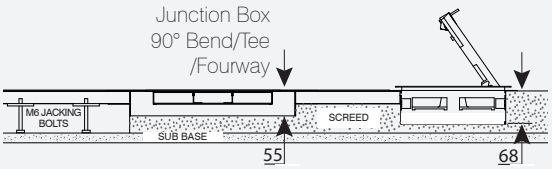

Please see technical details for Service Boxes above.

Flush Screed Cross Section
FSB3

Screed trunking must be fully supported across its complete width.
The minimum screed depth is 68mm.
Service boxes should be installed when the trunking is fitted

Technical Information

Tamtrak underfloor/busbar is designed for a standard protective earth arrangement giving live, neutral and earth. The Clean Earth/Low Noise has an earthing arrangement using the casing to provide the protective earth and an additional third pole to provide a functional earth that is completely isolated from the standard casing earth.

The Dual Circuit Tamtrak provides both a Standard & Clean Earth/Low Noise arrangement in one track configuration and allows you to choose a Standard or Clean Earth tap-off to configure the arrangement of your floor box. The range also includes a 6 wire dual circuit tap-off where both circuits are delivered to one floor box.

The 3 phase system allows you to choose which phase you would like to tap-off by selecting either L1, L2 or L3.

This system also includes a 3 phase tap-off which allows the connection of a 3 phase device
(eg 3 phase motor or FCU).

Tamtrak Underfloor Busbar

Electrical Characteristics	
Rated Current	63 Amp
Rated Voltage	230/400 Volt
Frequency	50/60 Hz
Conditional Short Circuit Rating (Protection device)	16 kA
Volt Drops Line & Neutral	
Power Track	3.68 mV/A /m
Track Connector	0.4 mV/A
Tap-Off	0.4 mV/A
Interlink	2.7 mV/A
Ground Fault Loop Impedance	
Line to Ground (Casing)	2.7 mΩ/m
Line to Ground (Conductor)	3.3 mΩ/m
Line to Ground (Conductor + Casing)	2.7 mΩ/m
Tap-Off	0.7 mΩ
16mm	3.1 mΩ/m
Interlink	2.0 mΩ
4mm	12 mΩ/m
Mechanical Data	
Number of Copper conductor	2, 3 or 5
Conduit Cross-section Area (Nominal)	19 mm
Cable Termination Capacity	16 mm
Tap-Off Cable 20 Amp	4 mm^2
Tap-Off Conduit Sizes O/D	16 mm
Flexible Interlink Cable 63 Amp	16 mm^2
Feed Conduit Entry	25 mm
IP Rating	40
Minimum Void Depth (Track + Tap-Off)	55 mm

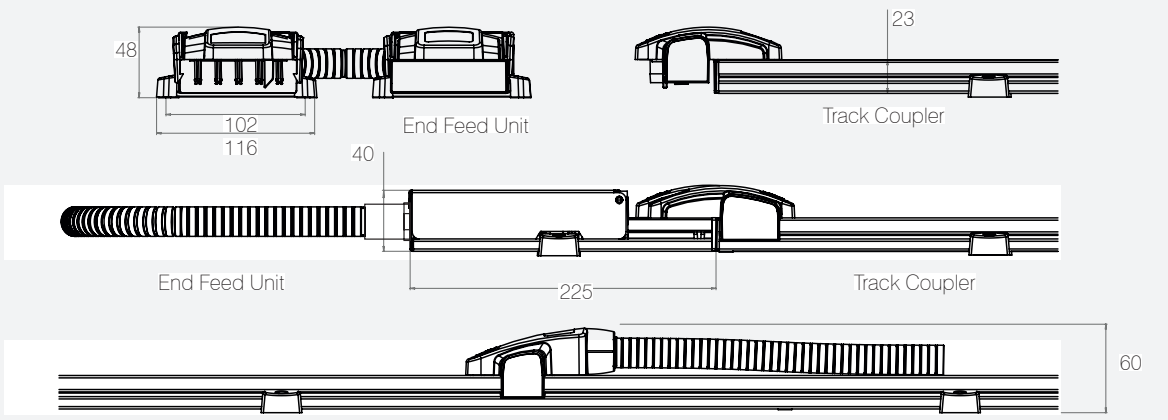

All dimensions are in mm unless stated.

Index

B

BP2 5
BP3 5
BP4 5
BP6 5
BT100/50 18
BT100/100 18
BT100/150 18
BT100/200 18
BT100/300 18
BT100/400 18
BT100/600 18
BT/CA 18
BT/FX 18
BT/GC 18
BT/HD 18
BT/SB 19
BT/WP 19

C

C2GS 27
C2GSSL 27
C2US 27
C2USNS 28
C3GS 27
C3US 28
CBP 29
CBPSL 29
CDE345 29
CF 29
CPP04/1 27
CPP04/2 27
CPP04/D 27
CPP06 28
CPP06/6 28
CPP06/8 28
CPP06/10 28
CPP06SL 28
CSB3 26
CSB3/BE 26
CSB3/ED 26
CSB3/S 26
CSB4 26
CSB4/BE 26
CSB4/ED 26
CSB4/S 26
CSB4/SL 26
CSL 29
CST68 29
CST100 29

E

EBL 4
EC20G 35

F

FS225/25/3 31
FSB3 31
FSB3/S 26
FSB4/S 26
FSBM3 30
FSE/91 31
FSEM350 30
FSIR/3 31
FSIRM350 30
FSJ/93 31
FSJM350 30
FSM350/65/3 30

G

GBN22 3
GBN32 3
GBN33 3
GBN42 3
GBN43 3
GBN44 3
GBN62 3
GBN63 3
GBN64 3
GBN66 3
GBO22 3
GBO32 3
GBO33 3
GBO42 3
GBO43 3
GBO44 3
GBO62 3
GBO63 3
GBO64 3
GBO66 3
GBT22 3
GBT32 3
GBT33 3
GBT42 3
GBT43 3
GBT44 3
GBT62 3
GBT63 3
GBT64 3
GBT66 3
GCA22 5
GCA33 5
GCA44 5
GCA66 5
GFT22 4
GFT32 4
GFT33 4
GFT42 4
GFT43 4
GFT44 4
GFT62 4
GFT63 4
GFT64 4
GFT66 4
GHA22 5
GHA33 5
GHA44 5
GHA66 5
GHN22 3
GHN32 3
GHN33 3
GHN42 3
GHN43 3
GHN44 3
GHN62 3
GHN63 3
GHN64 3
GHN66 3
GHO22 3
GHO32 3
GHO33 3
GHO42 3
GHO43 3
GHO44 3
GHO62 3
GHO63 3
GHO64 3
GHO66 3
GHT22 3
GHT32 3
GHT33 3
GHT42 3
GHT43 3
GHT44 3
GHT62 3
GHT63 3
GHT64 3
GHT66 3
GRE22 2
GRE22/2 2
GRE32 2
GRE32/2 2
GRE33 2
GRE33/2 2
GRE42 2
GRE42/2 2
GRE43 2
GRE43/2 2
GRE44 2
GRE44/2 2

Index

GRE62 2
GRE62/2 2
GRE63 2
GRE63/2 2
GRE64 2
GRE64/2 2
GRE66 2
GRE66/2 2
GSC22 5
GSC33 5
GSC44 5
GSC66 5
GSE22 5
GSE32 5
GSE33 5
GSE42 5
GSE43 5
GSE44 5
GSE62 5
GSE63 5
GSE64 5
GSE66 5
GTN22 4
GTN32 4
GTN33 4
GTN42 4
GTN43 4
GTN44 4
GTN62 4
GTN63 4
GTN64 4
GTN66 4
GTO22 4
GTO32 4
GTO33 4
GTO42 4
GTO43 4
GTO44 4
GTO62 4
GTO63 4
GTO64 4
GTO66 4
GTT22 3
GTT32 3
GTT33 3
GTT42 3
GTT43 3
GTT44 3
GTT62 3
GTT63 3
GTT64 3
GTT66 3

H

HCBP 29
HCPP01 29

K

K331G 33
K332G 33
K333G 33
K441G 33
K442G 33
K443G 33
K444G 33
K632G 33
K642G 33
K643G 33
K662G 33
K663G 33
K664G 33
K666G 33
K962G 33
K963G 33
K993G 33

L

L2IC3 9
L2OC3 9
L2TC3 9
L3TC3 9
L4TC3 9
LBE3 10
LCR 10
LDS2 19
LDS3 19
LDS4 19
LDS6 19
LDS9 19
LDS12 19
LFE3 10
LFS 10
LGC3 10
LGLM 8
LLC3 8
LPL 8
LSC3 8
LTB3 8
LTB45 8
LTS3-11 8
LTS3-20 8
LZH3-11 8
LZH3-20 8

N

NEN22 5
NEN32 5
NEN33 5
NEN42 5
NEN43 5
NEN44 5
NEN62 5
NEN63 5
NEN64 5
NEN66 5
NEO22 5
NEO32 5
NEO33 5
NEO42 5
NEO43 5
NEO44 5
NEO62 5
NEO63 5
NEO64 5
NEO66 5
NET22 5
NET32 5
NET33 5
NET42 5
NET43 5
NET44 5
NET62 5
NET63 5
NET64 5
NET66 5
NTT22 5
NTT32 5
NTT33 5
NTT42 5
NTT43 5
NTT44 5
NTT62 5
NTT63 5
NTT64 5
NTT66 5

P

PBX1 33
PBX2 33
PCT2 12
PCT3 12
PCT4 12
PCT6 12
PCT9 12
PCT12 12
PCT18 12
PCT75-FE 14
PCT75-FE45 14

Index

PCT75-FT 14
PCT75-FW 14
PCT75-IR 13
PCT75-OR 13
PCT100-FE 14
PCT100-FE45 14
PCT100-FT 14
PCT100-FW 14
PCT100-IR 13
PCT100-OR 13
PCT100-RE 13
PCT150-FE 14
PCT150-FE45 14
PCT150-FT 14
PCT150-FW 14
PCT150-OR 13
PCT150-RE 13
PCT225-FE 14
PCT225-FE45 14
PCT225-FT 14
PCT225-FW 14
PCT225-IR 13
PCT225-OR 13
PCT225-RE 13
PCT300-FE 14
PCT300-FE45 14
PCT300-FT 14
PCT300-FW 14
PCT300-IR 13
PCT300-OR 13
PCT300-RE 13
PCT450-FE 14
PCT450-FE45 14
PCT450-FT 14
PCT450-FW 14
PCT450-IR 13
PCT450-OR 13
PCT450-RE 13
PHF75 12
PHF75-ADJ 13
PHF75-FE 14
PHF75-FE45 14
PHF75-FT 14
PHF75-FW 14
PHF75-IR 13
PHF75/LID 16
PHF75-OR 13
PHF100 12
PHF100-ADJ 13
PHF100-FE 14
PHF100-FE45 14
PHF100-FT 14
PHF100-FW 14
PHF100-IR 13
PHF100/LID 16
PHF100-OR 13
PHF100-RE 13
PHF150 12
PHF150-ADJ 13
PHF150-FE 14
PHF150-FE45 14
PHF150-FT 14
PHF150-FW 14
PHF150-IR 13
PHF150/LID 16
PHF150-OR 13
PHF150-RE 13
PHF225 12
PHF225-ADJ 13
PHF225-FE 14
PHF225-FE45 14
PHF225-FT 14
PHF225-FW 14
PHF225-IR 13
PHF225/LID 16
PHF225-OR 13
PHF225-RE 13
PHF300 12
PHF300-ADJ 13
PHF300-FE 14
PHF300-FE45 14
PHF300-FT 14
PHF300-FW 14
PHF300-IR 13
PHF300/LID 16
PHF300-OR 13
PHF300-RE 13
PHF450 12
PHF450-ADJ 13
PHF450-FE 14
PHF450-FE45 14
PHF450-FT 14
PHF450-FW 14
PHF450-IR 13
PHF450/LID 16
PHF450-OR 13
PHF450-RE 13
PHF600 12
PHF600-FE 14
PHF600-FE45 14
PHF600-FT 14
PHF600-FW 14
PHF600-IR 13
PHF600/LID 16
PHF600-OR 13
PHF600-RE 13
PHF/CP 15
PHF/CP/CR 15
PHF/CP/ST 15
PMF75 12
PMF75-ADJ 13
PMF75-FE 14
PMF75-FE45 14
PMF75-FT 14
PMF75-FW 14
PMF75-IR 13
PMF75/LID 16
PMF75-OR 13
PMF100 12
PMF100-ADJ 13
PMF100-FE 14
PMF100-FE45 14
PMF100-FT 14
PMF100-FW 14
PMF100-IR 13
PMF100/LID 16
PMF100-OR 13
PMF100-RE 13
PMF150 12
PMF150-ADJ 13
PMF150-FE 14
PMF150-FE45 14
PMF150-FT 14
PMF150-FW 14
PMF150-IR 13
PMF150/LID 16
PMF150-OR 13
PMF150-RE 13
PMF225 12
PMF225-ADJ 13
PMF225-FE 14
PMF225-FE45 14
PMF225-FT 14
PMF225-FW 14
PMF225-IR 13
PMF225/LID 16
PMF225-OR 13
PMF225-RE 13
PMF300 12
PMF300-ADJ 13
PMF300-FE 14
PMF300-FE45 14
PMF300-FT 14
PMF300-FW 14
PMF300-IR 13
PMF300/LID 16
PMF300-OR 13
PMF300-RE 13
PMF450 12
PMF450-ADJ 13
PMF450-FE 14
PMF450-FE45 14

Index

PMF450-FT 14
PMF450-FW 14
PMF450-IR 13
PMF450/LID 16
PMF450-OR 13
PMF450-RE 13
PMF600 12
PMF600-FE 14
PMF600-FE45 14
PMF600-FT 14
PMF600-FW 14
PMF600-IR 13
PMF600/LID 16
PMF600-OR 13
PMF600-RE 13
PMF/CP 15
PMF/CP/CR 15
PMF/CP/ST 15

R

RC33-22 4
RC42-22 4
RC44-22 4
RC44-33 4
RC64-44 4
RC66-33 4
RC66-44 4

S

SBEC20 34
SGC20 34
SGC25 34
SPC20 34
SPC25 34
STO2 ..... 15, 19
STO3 ..... 15, 19
STO4 ..... 15, 19
STO6 ..... 15, 19
STO9 ..... 15, 19
STO12 ..... 15, 19
STO18 ..... 15, 19
STO24 ..... 15, 19

T

T1G16 32
T1G25 32
T1G35 32
T1G47 32
T2G25 32
T2G35 32
T2G35DUAL 32
T2G47 32
TA101 45
TA101B 45
TA102 45
TA102B 45
TA103-P 45
TA105-21 39
TA105-41 39
TB101-6 39
TB101-8 39
TB101-10 39
TB101-12 39
TB102 39
TB103 39
TB104 39
TB105 39
TB120 36
TB125 36
TB140 39
TB142 39
TB144 40
TB145 40
TB146 40
TB147 40
TB148 40
TB149 40
TB151 41
TB152 41
TB153 41
TB154 41
TB155 41
TB156 41
TB161 41
TB171 42
TB172 42
TB173 42
TB174 42
TB175 42
TB177 42
TB178 43
TB201 39
TB202 39
TB211-1 44
TB211-2 44
TB212 44
TB213 44
TB220 36
TB225 36
TB251 43
TB252-41 43
TB253 43
TB254 43
TB255 43
TB256-21 44
TB256-41 44
TB320 36
TB325 36
TB420 36
TB425 36
TB520 36
TB525 36
TB620 36
TB625 36
TB720 36
TB725 36
TB820 35
TB825 35
TC103-15 44
TC103-30 44
TC103-45 44
TC103-60 44
TC103-75 44
TDS20 34
TDS25 34
TF001 46
TF002 46
TF003 46
TF004 46
TF005 46
TF006 46
TF007 46
TF008 46
TF009 46
TF010 46
TF011 46
TF012 46
TF013 46
TF014 46
TF015 46
TF016 46
TF017 46
TF018 46
TF019 46
TF020 46
TF021 46
TF022 46
TF023 46
TF024 46
TF025 47
TF026 47
TF027 47
TF028 47
TF029 47
TF030 46
TF031 46
TF032 46
TF033 46
TF034 46
TF035 46

Index

TF036 ... 46
TF037 ... 46
TF038 ... 46
TF039 ... 46
TF040 ... 46
TF041 ... 46
TF042 ... 46
TF043 ... 46
TF044 ... 46
TF045 ... 46
TF046 ... 47
TF047 ... 47
TF048 ... 47
TF049 ... 47
TF050 ... 47
TF055 ... 47
TF056 ... 47
TF057 ... 47
TF058 ... 47
TF059 ... 47
TF060 ... 47
TF061 ... 47
TF062 ... 47
TF068 ... 47
TF069 ... 47
TF070 ... 47
TF071 ... 47
TFB20 ... 37
TFB25 ... 37
TGH2 ... 15
TGH3 ... 15
TGH4 ... 15
TGH6 ... 15
TGH9 ... 15
TGH12 ... 15
TIB20 ... 35
TIB25 ... 35
TIE20 ... 35
TIE25 ... 35
TLB1 ... 35
TLN20 ... 37
TLN25 ... 37
TMB20L ... 37
TMB20S ... 37
TMB25L ... 37
TMB25S ... 37
TML20 ... 37
TML25 ... 37
TN6LS ... 45
TN6P ... 45
TN6SS ... 45
TN8LS ... 45
TN8P ... 45
TN8SS ... 45
TN10LS ... 45
TN10P ... 45
TN10SS ... 45
TN12LS ... 45
TN12P ... 45
TN12SS ... 45
TRG20 ... 35
TS21P-3 ... 38
TS21P-3B2B ... 38
TS21P-3B2BLG ... 38
TS21P-3LG ... 38
TS21P-6 ... 38
TS21S-3 ... 38
TS21S-3LG ... 38
TS21S-6 ... 38
TS41P-3 ... 38
TS41P-3B2B ... 38
TS41P-3B2BLG ... 38
TS41P-3LG ... 38
TS41P-6 ... 38
TS41P-6B2B ... 38
TS41S-3 ... 38
TS41S-3LG ... 38
TS41S-6 ... 38
TSB20 ... 34
TSB25 ... 34
TSC20 ... 35
TSC25 ... 35
TSL20 ... 35
TSN20 ... 37
TSN25 ... 37
TTRS20 ... 37
TTRS25 ... 37

U

UB12 ... 20
UB12CE ... 20
UB12D ... 20
UB12P ... 20
UB18 ... 20
UB18CE ... 20
UB18D ... 20
UB18P ... 20
UB24 ... 20
UB24CE ... 20
UB24D ... 20
UB24P ... 20
UB36 ... 20
UB36CE ... 20
UB36D ... 20
UB36P ... 20
UBFB ... 23
UBFBCE ... 23
UBFBD ... 23
UBFBP ... 23
UBT3DUL12 ... 21
UBT3F ... 21
UBT3FCE ... 21
UBT3PUL1 ... 21
UBT3PUL2 ... 21
UBT3PUL3 ... 21
UBT3PUL123 ... 21
UBT3U ... 21
UBT3UCE ... 21
UBT5F ... 21
UBT5FCE ... 21
UBT5FDUL12 ... 21
UBT5PUL1 ... 21
UBT5PUL2 ... 21
UBT5PUL3 ... 21
UBT5 PUL123 ... 21
UBT5U ... 21
UBT5UCE ... 21

VISIT OUR WEBSITE

WWW.**TAMLEX**.CO.UK

ACCESS TO ALL OUR PRODUCTS.
CATALOGUE & DATA SHEET DOWNLOADS.
FOLLOW US ON SOCIAL MEDIA.

Tamlex

01952 586 689
sales@tamlex.co.uk
www.tamlex.co.uk

Harcourt
Halesfield 15
Telford
Shropshire
TF7 4ER

Tamlex
@tamlex

The content of this catalogue is for information only. The manufacturer reserves the right to alter design or specification without prior notice.

Colours are reproduced as accurately as photographic and printing processes allow and may not exactly match the actual products.

Issue 2.0