



BEAUTIFUL SWITCHES AND SOCKETS

Bespoke, hand-finished electrical accessories for interiors of distinction

Focus SB®

Proud to be manufacturing in Britain, Focus SB® turn virgin sheet metal through a multi stage manufacturing process into electrical accessories of distinction.

Stages are often completed by hand to produce beautiful and functional electrical accessories to adorn the rooms of quality commercial and residential interiors.

There are a number of benefits that we can bring to the table for specifiers because of our Sussex based manufacturing capabilities.

Our in-house facilities, like our paint shop, where any metal plate can be sprayed to match any RAL colour, or our CAD team who can draw up fresh designs for a completely unique accessory, provide a wide diversity of design options. Furthermore, clients have the option of a completely bespoke service, where plates can be designed and made from scratch, or catalogued ranges manipulated. This can be done at competitive prices.

Read on to see how Focus SB's electrical plates are a fine example of British manufacturing.



MADE IN BRITAIN

Contents

OUR RANGES

Flat Plate Ranges



Ambassador **p6-7**



Ambassador Square Corners **p8-9**



True Edge **p10-11**



Horizon **p12-13**



Horizon Square Corners **p14-15**



Focus SB Smoothie® **p16-17**



Paintable Sockets and Switches **p18-19**



Prism Clear Acrylic **p20-21**

Screwless Plate Ranges



Prism II Screwless Clear Acrylic **p22-23**



Morpheus Screwless **p24-25**

Raised Plate Ranges



Dorchester **p26-27**



Sheraton **p28-29**



Victorian **p30-31**



Georgian **p32-33**

BESPOKE

Bespoke Service **p36-37**



Audio Visual Accessories **p37**



Integrated USB Charging Sockets **p38-39**




Bespoke Plate Examples **p40-42**

Floor Sockets **p43**



Hotel Room Plates **p44-48**

Custom Made Wall Boxes **p49**



Control Plate Covers **p50-51**

FEATURED PROJECTS

Mayfair Residence	p54-55
Peppering House	p56-57
Lansdowne House	p58-59
Stanmore Hall	p60-61
Traditionally Styled	
New Build	p62-63
Regency Angel House	p64-65

Interiors and Finishes

Focus SB Standard Interiors **p66**

Focus SB Standard Finishes **p67**

NO MINIMUM ORDER | FREE DELIVERY TO MAINLAND UK
01424 858060 | sales@focus-sb.co.uk | www.focus-sb.co.uk



Ambassador Square Corners Polished Stainless Steel

OUR RANGES



FLAT PLATE RANGES | P 6-21



SCREWLESS RANGES | P 22-25



RAISED PLATE RANGES | P 26-33

FLAT PLATE RANGES

OUR MOST
POPULAR
FLAT PLATE





Ambassador Bronze Antique

Ambassador



Polished Nickel

Cool and curvaceous

The rounded corners of the Ambassador range can soften the design of an interior subtly, with its smooth finish and curves.

- Quality British made interiors
- Secondary fix
- Slotted screws



Satin Nickel



Satin Chrome

THE SQUARER AMBASSADOR





Ambassador Square Corners Satin Stainless Steel



Jordan Bronze

Ambassador Square Corners

Have the edge

For a straightforward way to add extra definition to a room, the square cornered Ambassador gives that extra edge.

- Quality British made interiors
- Secondary fix
- Slotted screws



Polished Brass



GUILLOTINED
EDGES



True Edge Satin Chrome

True Edge

True Edge is sharp, stylish and modern. This style is at home in modern interiors whilst adding an extra edge to period properties.



Satin Chrome

Crisp corners

True Edge has guillotined corners to ensure a crisp edge and hex head screws for a stylish look along with a secure fix.

- Quality British made interiors
- Secondary fix
- Hex head screws



Satin Stainless Steel

STYLISHLY
SIMPLE





Horizon Chocolate Bronze

Horizon

This contemporary styled flat plate sits well in both modern and period interiors. With rounded corners and metal switches that match the finish of the plate.

- Quality interiors
- Secondary fix
- Hex head screws

Satin
NickelPolished
Stainless
Steel

**SIMPLY
SQUARER**





Horizon Square Corners Satin Stainless Steel



Polished Brass

Horizon Square Corners



It's good to be square

Horizon Square Corners is a sleek plate that brings extra style and sophistication to a room. With the same great features as the Horizon range but with squarer corners.

- Quality interiors
- Secondary fix
- Hex head screws



Satin Brass



TRULY

FLUSH-MOUNTED



Focus SB Smoothie®

A unique and exciting electrical accessory wall mounting system that gives a truly flush-mounted electrical plate for the UK market. Developed by Focus SB in collaboration with architects and designers SHH (www.shh.co.uk). The plate, which is supplied primed, can be painted or wallpapered to match the surrounding wall.


A smooth fit

When fitting the new Focus SB Smoothie, the mounting box is fitted into the wall (minimum depth 60mm). The surrounding specially engineered mesh provides a firm key for the plaster. The plate fits flush with the plaster and only an outline of the plate and plugs pin holes are visible.

A versatile product

Additional features of the Smoothie are that the socket mounting plate can be adjusted deeper into the wall and a blank plate (optional extra) can be used to remove from sight the socket slots. Plus the Smoothie can potentially be fitted with any insert so the possibilities are endless.





PAINTED TO MATCH

Ambassador painted

Paintable sockets and switches

Where the intention is for sockets and light switches to blend in with the interior design and go unnoticed, paintable plates are the perfect solution. Plates can be supplied primed for on site painting or we can spray plates to match any RAL, BS or Pantone colour or match to customer samples in our paint shop.

Available on Ambassador, True Edge, Horizon and Uxbridge ranges as standard.

True Edge painted

FLAME
POLISHED
EDGES





Prism Clear Acrylic



The difference is clear

Make your switches almost disappear with our Prism Clear Acrylic flat plate range. A high quality accessory that sits discreetly in an interior, Prism has bevelled and flame polished edges unique to Focus SB.

- Quality British made interiors
- Secondary fix
- Slotted screws
- Supplied with a template for fitting



SCREWLESS PLATE RANGES




THE DIFFERENCE
IS CLEAR



Prism II Clear Acrylic

This clear thermoplastic face plate is screwless allowing the aesthetics of the interior to really shine through.

- Quality British made interiors
- Screwless with secondary fix
- Supplied with a template for fitting



SCREWLESS FITTING





Morpheus Polished Brass

Morpheus Screwless

Smooth operator

This smooth, screwless plate design will give you a finish that is as sleek as your interior. The Morpheus style is a testament to quality design and manufacturing.

- Quality British made interiors
- Screwless with secondary fix



Bronze Antique



Satin Nickel

RAISED PLATE RANGES

SIMPLE
LUXURY





Dorchester Polished Chrome



Jordan Bronze

Dorchester

Antique
Brass

Understated elegance

Dorchester can add a touch of grandeur to a wealth of interiors. A simple, luxury design that features a two-piece plate so that contrasting finishes for the frame and face plate can be specified if required.

- Quality British made interiors
- Secondary fix
- Slotted screws



Antique Brass



STEP UP TO SHERATON



Sheraton Satin Brass

Sheraton

Polished
Chrome

A versatile stepped design

An attractive stepped plate design that is able to complement most interior types, creating the desired upmarket appeal.

- Quality British made interiors
- Secondary fix
- Slotted screws



Satin Brass



Polished Nickel

COOL AND

UNCOMPLICATED





Victorian Antique Brass



Jordan Bronze


Victorian



No frills raised design

A simple, understated design that is able to blend into both contemporary and traditional interiors.

- Quality British made interiors
- Secondary fix
- Slotted screws



Satin Chrome

ROPE EDGED
DESIGN





Georgian Polished Chrome

Georgian



Satin Nickel

Classical elegance


This time-honoured plate features a rich rope edge design to complement traditional interiors.

- Quality British made interiors
- Secondary fix
- Slotted screws





BESPOKE



BESPOKE PLATES | P 36-43



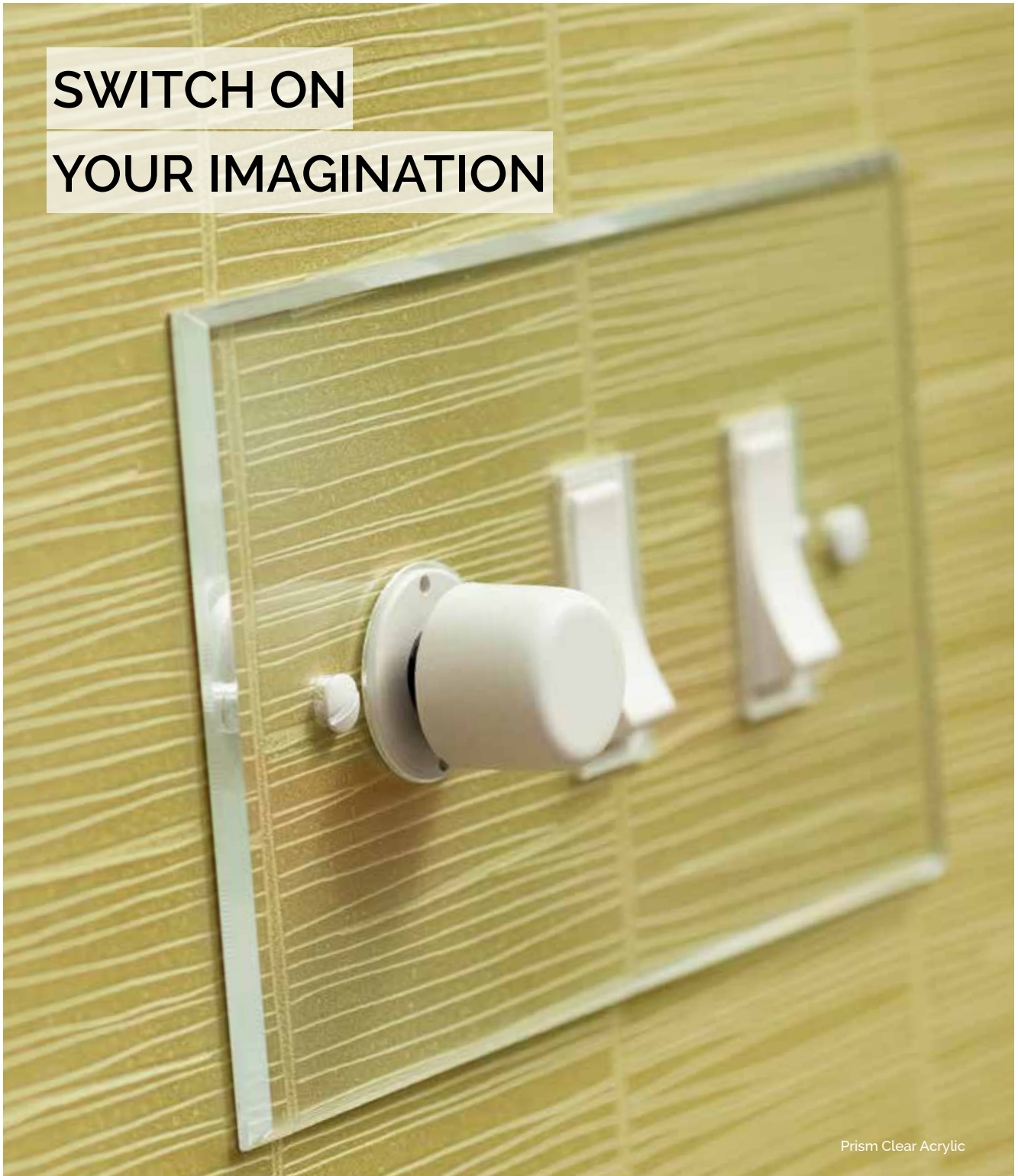
HOTEL ROOM PLATES | P 44-49



CONTROL PLATE COVERS | P 50-51

BESPOKE PLATES

**SWITCH ON
YOUR IMAGINATION**



Prism Clear Acrylic



True Edge Satin Chrome

Bespoke Service

Switch on your imagination. We can manufacture plates exactly how you need them with no minimum order charges.

You can mix and match interiors with no limitations (within regulations) and dimmer, rocker, and dolly switches are available.

Plates can be manufactured to any size* and custom back-boxes can be made to suit the product.

*Except for Prism II and Morpheus ranges.

Audio Visual

Audio Visual accessories exactly how you need them. We can produce many different combination plates to meet your specific requirements. Accessories can match in with your standard plates.



Ambassador Bronze Antique

CHARGES

TWO DEVICES



Integrated USB Socket in Satin Stainless Steel



Integrated USB Socket in Satin Stainless Steel



Polished Brass

Integrated USB Charging Socket

Charge phones and tablets quickly and conveniently with Focus SB's new Integrated USB Socket. Uniquely the socket has NO shared amperage, allowing two devices to fast charge at the same time.

Charge two devices at once

The total charging rate is 3.1 amp, split between a 2.1 amp port (*ideal for charging tablets, including iPads, and phones*) and a 1 amp port (*ideal for charging phones, including iPhones*). Available in most of our styles and finishes to match in with other switch plates*

Single USB Sockets are also available as shown here.

*Excludes Prism, Prism II and Morpheus ranges and the primed finish.



Single USB Socket in Satin Stainless Steel

MIX AND MATCH YOUR SWITCHES

Ambassador Square Corners
Satin Stainless Steel



Ambassador Square Corners Paintable



Morpheus Polished Chrome



Prism bespoke push button dimmer



True Edge Satin Chrome Floor Socket

Floor Sockets

Trailing wires can be a thing of the past when electrical devices are plugged into Focus SB's Floor Sockets, which can be installed anywhere in the room.

These sockets can be installed in the floor or the wall where, if primed and painted, they blend into the interior and go unnoticed.



True Edge Satin Chrome Floor Sockets

Choose your finish

Focus SB Floor Sockets are available in any of our beautiful finishes, except: Polished or Satin Stainless Steel.

They are manufactured with quality interiors and multi gang Floor Sockets can also be produced.



Ambassador painted Floor Socket

HOTEL ROOM PLATES



True Edge Matt White



Ask the specialists

Focus SB are specialists in Bespoke electrical accessories designed specifically for hotel interiors. We can manufacture plates to your exact requirements. International power sockets can be included along with the latest lighting and audio visual controls to help make a guest's stay as comfortable as possible.

Choose from a wide range of styles and finishes, including the Bronze and Antique finishes shown here.



Custom made Wall Boxes

Any combination of bespoke wall boxes can be made to suit your requirements.

See page 49 for further details.



THE BEST FOR GUESTS

True Edge Satin Stainless Steel



True Edge Polished Nickel





Door Card Switches

Guests can enjoy easy access to their rooms with these energy saving door card switches available in a range of stunning finishes.

Card Switch 1

A double (reinforced) insulated switch suitable for high inrush currents experienced in lighting circuits.

- 21 amps resistive - 8 amps inductive (2HP motor) - 5 amps lamp load - minimum 100ma
- Switches tested to BS EN 61058 which requires the following overload performance:
50 Cycles @ 72 amps (250 VAC - cosphi 0,5)
- Where frequent high loadings are likely to be experienced a double switch configuration can be specified for extended life

Card Switch 2

A low power switch designed for high reliability and extended life.

- Switch rating 5amps resistive
- Mainly designed for use with contactors (relays)

Seek light included to aid location in low light conditions (requires a neutral connection). Switch supplied as standard in "normally open" configuration however "normally closed" is available on request where it is required to eliminate contactor coil hum.



Custom made Wall Boxes

Bespoke electrical accessories do not have to be confined to the size of "standard" wall boxes.

We can manufacture wall boxes to all shapes and sizes.

Made to measure

Focus SB can produce custom designed wall boxes in any size to suit the application you require.

From one off runs to large volumes, we have the ability to meet your requirements, providing a complete solution for bespoke accessories installation.

CONTROL PLATE COVERS




Rako



Wise




Lutron



Lutron



Skylight



Lutron



Galaxy Keypad



Tele Adapt



Control 4



iLight



Lutron

A selection of Control Plate Covers

COVERS TO MATCH STANDARD PLATES



Control Plate Covers

Focus SB can produce custom made cover plates for some of the electronic control systems from Lutron, Rako, Teleadapt, Wise and other systems suppliers.


Call us on 01424 858060 or email sales@focus-sb.co.uk to discuss your requirements.



Working with designers

Working with designers, specifiers, architects or contractors we can manufacture electronic control plates to match any style and finish from our extensive range.





Horizon Square Corners in Jordan Bronze, used throughout Mayfair residence - see pages 54-55 for further details

FEATURED PROJECTS



OUR PLATES IN SITU

HARMONISING WITH FIXTURES



Horizon Square Corners are used throughout this exclusive Mayfair property

Bespoke Lutron lighting control plate (top) manufactured by Focus SB to exactly match the finish of the Jordan Bronze sockets

Stylish grandeur

The property is situated in Upper Grosvenor Street, which connects Park Lane to Grosvenor Gardens in the heart of Mayfair.

The design and specification of all electrical accessories were planned with Product Consultant Gennifer Ling, working closely with John Coughlan of Electrotech, the Electrical Contractors for the development. The electrical accessories featured the designer Horizon range, with Square Corners and finished in Jordan Bronze. Focus SB also manufactured a range of matching bespoke switch plates for the Lutron lighting control system.

Satin Stainless Steel Shaver Socket to match in with bathroom interior



Horizon Square Corners Jordan Bronze

Mayfair Residence

Focus SB Horizon switch plates and electrical sockets in the stylish Jordan Bronze finish were selected to complement this redesigned residence in central London.

John Coughlan said, "Due to the nature of our ongoing projects and our continually developing specifications, we find Focus SB are able to meet all the challenging design requirements with their varied range of high quality products."

The re-development involved refurbishment of the town house and joining the mews house, at the rear, to the main building, creating a stunning glass atrium in the process. A pool and spa area was created under ground and the whole property was modernised to the highest specification and attention to detail.

John continues, "On this project Focus SB provided bespoke plates matched to many

interior finishes such as the iron work. The Jordan Bronze finish was chosen by the interior designer to match the other fixtures and fittings."

The property now extends back to a depth of eight houses. It includes one of the largest and luxurious pool and spa areas we have seen, one that any five star hotel would be proud to offer.



Luxurious pool and spa area



True Edge in Primed finish, painted

Pepperering House

A period country property in Chichester called Pepperering House underwent a grand refurbishment, which blended aged character with modern design. Focus SB electrical plates were specified from ADR Fastlec, an electrical wholesaler based in Littlehampton, West Sussex.



Prism II Screwless Clear Acrylic



Pepperering House, Chichester

A PEPPERING OF FOCUS SB PLATES



Prism II Screwless Clear Acrylic

The finishing touches

It is the finishing touches that add the extra mark of quality and in this refurbishment project over 300 plates were chosen from the electrical accessories company. The attention to detail shown by having custom plates that co-ordinate with wall colouring and design themes raises the standard of the overall finish, and places a unique touch on the refurbishment. Martin Ellwood, Managing director of Bognor Regis based installer, Homepower, who chose to use Focus SB for this project has said:

"The finished quality on the products was superb, both myself and the customer are extremely pleased with the end result."

The aged character held by the property still remains, but with the use of Focus SB plate ranges: Prism II Clear Acrylic, Ambassador Primed finish and True Edge, it has been given a modern and sleek finish.

Martin explains: "Due to the nature of the property and the variation of the interior design themes in each room, the owner was looking for an array of lighting plate finishes, to complement the paint and wallpaper. Focus SB has a wide range of finishes suited for all ages of properties and we were very pleased with what it had to offer.

Whenever we are approached for the more prestigious projects, we always turn to Focus SB – not only are its products very well made, but when we have an unusual request, its specialist metal workers can provide it without any problem at all."





True Edge in a Satin Chrome finish

Lansdowne House

Focus SB was involved with the radical refurbishment of Lansdowne House: a recording studio transformed into a lavishly modern interior. The True Edge range with guillotined edges was specified throughout the trend-setting home.



AN EDGY
SOLUTION



Audrey commented:

"I chose this Focus range because of its quality and clean looking design, plus their plates could be made to a bespoke combination."

"The sockets are a sleek design. I was looking for good quality and value for money and Focus SB fitted the bill. Barry Partridge, Regional Sales Manager was very helpful, knowledgeable and friendly throughout the project."

A dazzling project

Artists like John Lennon and the Sex Pistols once recorded in Lansdowne House. The Edwardian building, originally built for struggling artists, has always had creativity flaring in it.

It is now a dazzling project by designer Audrey Lovelock who transformed the space into a lavishly contemporary interior using, among other stylish brands, Focus SB's True Edge electrical face-plates in a Satin Chrome finish.





Dorchester Lux Frame in an Antique Brass finish

A TOUCH OF LUXURY





Stanmore Hall

Refurbishing a country house first built in 1810 is no mean feat. Owners Bill and Patti Hyatt bought the property in 2010 despite the state of disrepair it had fallen into. The pair had a vision for the 12-bedroom Georgian mansion.

"We had to plan every room down to the finest, minute detail from the very outset. Sockets and switches could have really clashed had they not been considered, but thankfully my wife is a stickler for detail" says Bill Hyatt.

"Focus SB was recommended to us and the service we have received throughout could not have been better. Some of the finishes may have been challenging, but nothing has been too difficult for them to produce bespoke."

The Dorchester range was used throughout to suit the age of the house and the finishes included Antique Brass, Matt Black, Colour-Coated Pewter and Gloss White to match the different themed rooms.





Meeting the needs of the client

Focus SB was invited to help deliver a state of the art electrical accessory installation for a new build, traditionally styled, country residence in Cambridgeshire. This project is an example of what can be achieved when Focus SB, the electrical wholesaler and the contractor work together to meet the extensive needs and specifications of the client.



SIMPLE AND UNOBTRUSIVE

Ambassador in a Gloss White finish

Planning early is key

Electrical contractor 'Tradelink Services, Peterborough' contacted their wholesaler 'Edmundson Electrical, Peterborough' and it soon became apparent that they would need to call on the unique experience of Focus SB to fulfil the client's complex requirements.

Paul Genoe, Focus SB Regional Sales Manager explains, "These companies arranged a site meeting with the client to discuss the project, which I was delighted to attend, I explained to the client how bespoke plates could be created specifically for the property to minimise repetition, I also helped plan the extensive data outlet requirements.

Getting involved early in the process means we can advise and help implement the most efficient and aesthetically pleasing electrical accessory solutions."

This consultation resulted in the Ambassador flat plate range being selected with a gloss white finish and white interiors.

Paul suggested 2amp and 5amp lamp sockets should be included with standard 13amp switched outlets on bespoke plates. Extensive Cat6 shielded data outlets were also required throughout the property and these were manufactured to match the other plates. The overall brief was to incorporate all the convenience of modern electrical accessories in a clean, simple and unobtrusive style.

Only Focus SB have the manufacturing capabilities to offer such a unique and bespoke service, attention to detail was key and we were able to make and supply actual samples for client approval prior to final order.

We employ a team of dedicated Product Consultants across the UK who are available to assist designers, specifiers and electrical contractors. Making the right decisions early on in a project will help meet customer expectations and make the installation as painless as possible. Sample finishes and plates can be made to order and bespoke plates of any combination of outlets can be manufactured.



UN-LACQUERED AGES IN TIME

Ambassador Bespoke un-lacquered Polished Brass plates

Regency Angel House

Angel House in Hove has been lovingly restored whilst maintaining its Regency period features and grand interiors. Owner Phil Haiseldon undertook a labour of love to bring the property back to its former glory and transform it into an exclusive wedding venue, filming location and stunning conference facility.



Reflecting the interiors

Focus SB Ambassador flat plates were chosen to complement the period details and were supplied in un-lacquered Polished Brass. Phil wanted the electrical accessories to reflect the interiors and the un-lacquered brass finish will age gracefully, with each plate gaining its own patina over time. The Focus SB Bespoke service was used to manufacture unique plates to match the standard Ambassador range. These included circular sockets, push button dimmers, AV points and oversized light switch plates containing both dolly switches and dimmers.



Prism Clear
Acrylic plates with
un-lacquered
Polished Brass
switches

Plates that blend in

Phil said: "We wanted sockets and switches to complement the Regency décor. We didn't want the plates to shout out. We were looking for a simple plate with an ageless quality. So we chose the Ambassador Polished Brass, supplied un-lacquered, so they will dull and look old quite quickly."

The ceilings are high, and walls have an authentic pastel colour scheme that co-ordinates well with the brass, which features not only on the Ambassador electrical accessories, but also on the door fittings and other architectural features.

It is only in the bridal suite where Focus SB's clear Prism plates have been used.

Phil added: "I didn't want the rococo style wall paper being interrupted by the electrical sockets so I went for Focus SB's Prism range. The staff at Focus SB have been so helpful, so patient, and sympathetic towards my requests, helping me realise my vision for this interior."







Angel House sits opposite the Angel Peace Statue in Hove and is part of a series of terraced houses called Brunswick Terrace, which were designed by architect Charles Busby in 1823 in the Regency New Town. At this time Brighton and Hove was well on the way to becoming a fashionable seaside resort.








Ambassador Standard un-lacquered
Polished Brass plates

Standard Interiors



ROCKER GRID SWITCHES

	1 gang 20 amp 2 way switch	11.1W
	1 gang 20 amp intermediate switch	11.1W/3
	2 gang 20 amp 2 way switch	11.2W
	3 gang 20 amp 2 way switch	11.3W
	4 gang 20 amp 2 way switch	11.4W
	6 gang 20 amp 2 way switch	11.6W

DOLLY GRID SWITCHES

	1 gang 20 amp 2 way dolly switch	14.1
	1 gang 20 amp intermediate dolly switch	14.1/3
	2 gang 20 amp 2 way dolly switch	14.2
	3 gang 20 amp 2 way dolly switch	14.3
	4 gang 20 amp 2 way dolly switch	14.4

ARCHITRAVE SWITCHES

	1 gang 20 amp 2 way switch	16.1W
	2 gang 20 amp 2 way switch	16.2W









SWITCHED SOCKET OUTLETS

	1 gang 13 amp	18.1W
	2 gang 13 amp	18.2W




UN-SWITCHED SOCKET OUTLETS

	1 gang 2 amp	19.1W
	1 gang 5 amp	20.1W



DIMMER SWITCHES

	1 gang 250W 2 way dimmer (mains & low voltage)	21.1
	2 gang 250W 2 way dimmer (mains & low voltage)	21.2
	3 gang 250W 2 way dimmer (mains & low voltage)	21.3
	4 gang 250W 2 way dimmer (mains & low voltage)	21.4
	1 gang 400W 2 way dimmer*	22.1
	2 gang 400W 2 way dimmer*	22.2
	1 gang 700W lv / 1000w mains dimmer single plate	43.1/SML
	1 gang 700W lv / 1000w mains dimmer twin plate	43.1







TELEVISION OUTLETS

	1 gang isolated co/axial T.V.	23.1
	2 gang isolated co/axial T.V.	23.2
	1 gang satellite socket outlet	54.1





TELEVISION OUTLETS CONTD.

	TV-satellite socket	55.2
	TV/FM/SAT triplex outlet	80.3W



TELEPHONE OUTLETS

	1 gang master	24.1W
	2 gang master	24.2W
	1 gang slave	25.1W
	2 gang slave	25.2W
	1 gang RJ45 cat 5	51.1W
	2 gang RJ45 cat 5	51.2W



FUSED CONNECTION UNITS

	13 amp switch fuse spur	26.1W
	13 amp switch fuse neon spur	27.1W
	13 amp switch fuse cord spur	28.1W
	13 amp switch fuse neon cord spur	29.1W

COOKER SWITCHES

	45 amp cooker control switch small	32.1/SML
	45 amp cooker control switch small c/w neon	33.1/SML



BLANK PLATES

	Single blank plate	37.1
	Twin blank plate	37.2






EURO MODULE PLATES

	1 module euro plate	EUR.1
	2 module euro plate	EUR.2
	3 module euro plate	EUR.3
	4 module euro plate	EUR.4

BRUSH PLATES

	2 module brush plate	BRUSH.1
	4 module brush plate	BRUSH.2

MISCELLANEOUS

	Shaver socket outlet 110/240 voltage	36.1W
	Fan isolator switch	56.1
	1 gang speaker socket	67.1
	2 gang speaker socket	67.2
	Flex outlet plate	69.1

Standard Finishes



Polished Brass



Polished Chrome



Bronze Antique



Matt Black



Satin Brass



Satin Chrome



Chocolate Bronze



Primed



Antique Brass



Polished Nickel



Jordan Bronze



Spray Colours



Polished Stainless Steel



Satin Nickel




Gloss White



Screen Printing Available



Satin Stainless Steel



Prism Clear Acrylic



Matt White

Finishes are a representation only and may vary due to printing processes. Bronze and Antique finishes can vary from batch to batch due to hand finishing processes.

Tel 01424 858060 to order a swatch.

Best of British

All Focus SB plates are manufactured in our Sussex factory to the highest standards. Our staff take pride in their work and each accessory is hand-finished to ensure a product that lasts and lasts.



Best for Bespoke

Switch on your imagination, we can manufacture electrical accessories exactly how you need them with our Bespoke Service. No job is too small, with no minimum order charge.

