



LED light is a new dimension
Discover the premium quality
LED lamps by OSRAM for
multifaceted applications

Light is OSRAM





Our LED expertise for your successful light business

An overview of the new LED product range highlights

- Unique OSRAM LED lamp design: The unique “Lightguide” optics enable a 300° beam angle with especially uniform light distribution for all CLASSIC A40 and A60 advanced lamps
 - “Made in Germany”¹ for all CLASSIC A40 and A60 types², LEDinestra® and PRO AR111 advanced
 - A genuine replacement: CLASSIC A40 with identical shapes and dimensions to standard light bulbs
 - High-quality OSRAM appearance and feel for all types
 - Various segments for a wide range of requirements
- ➔ **A comprehensive and diverse LED lamp portfolio**

¹Available from fall 2014
²Exception: OSRAM PARATHOM® PRO LEDOTRON Classic A

MADE IN  **GERMANY**

Fully compatible: Dimming of OSRAM LED lamps

OSRAM PARATHOM® PRO advanced and OSRAM PARATHOM® advanced LED lamps feature analog dimming and are compatible with many dimmers available on the market. OSRAM has tested all lamps, depending on the intended applications, with up to 35 internationally available analog brand dimmers, and the dimming range was precisely measured and evaluated.

With the OSRAM PARATHOM® PRO advanced LED lamps, LEDOTRON versions are also available enabling digital dimming together with a LEDOTRON control unit. LEDOTRON is the new digital dimming standard marketed by leading lamp and control unit manufacturers. www.osram.co.uk/ledotron


All compatibility lists and more detailed information about dimming can be found at: www.osram.co.uk/dim




Our guarantee

Maximum lighting expertise, the highest quality materials and consistent quality assurance make it possible: OSRAM provides a guarantee of five years on PARATHOM® PRO advanced, PARATHOM® advanced and SubstiTUBE® Advanced LED lamps and four years' guarantee on PARATHOM® LED lamps, providing the lamps are operated in accordance with OSRAM specifications.


For more information and precise guarantee conditions, see: www.osram.co.uk/guarantee



PARATHOM®



PARATHOM® PRO advanced
 PARATHOM® advanced
 SubstiTUBE® Advanced



An overview of segment highlights

OSRAM PARATHOM® PRO advanced

High quality LED lamps for professional requirements

- Dimmable¹
- Very long lifespan of up to 50,000 hours
- Good to very good color rendering of up to $R_a \geq 90$
- Very good binning (SDCM ≤ 4)
- Can withstand extremely high on/off switching frequency of up to one million switching cycles
- 5-year guarantee²

OSRAM PARATHOM® advanced

Reliable LED lamps for stringent requirements

- Dimmable¹
- Long lifespan of up to 40,000 hours
- Good color rendering of $R_a 80$
- Good binning
- Can withstand high on/off switching frequency of up to 100,000 switching cycles
- 5-year guarantee²

OSRAM PARATHOM®

Versatile LED lamps for standard applications

- Comprehensive basic product range
- Long lifespan of up to 30,000 hours
- Good color rendering of $R_a 80$
- Good binning
- Can withstand high on/off switching frequency of up to 100,000 switching cycles
- 4-year guarantee²
- Very good price-performance ratio



OSRAM PARATHOM® PRO LEDOTRON

LED lamps with modern, digital dimming standard

- Compatibility of LED lamp with control unit is ensured
- Equipped with Flexible scene control
- Digital dimming³, controllable over the complete dimming range without flickering or noise
- Simple installation – immediately ready for use: Use of existing cables without chiseling or plaster work

OSRAM PARATHOM® Special LED lamps for special applications

- OSRAM PARATHOM® Special T26 – for luminaires with very small dimensions for example
- OSRAM LEDinestra® – replacement for standard incandescent tubes
- OSRAM PARATHOM® LED PIN G4 – ideal for “starry sky” applications
- OSRAM PARATHOM® LED PIN G9 – for atmospheric light accents in living rooms and party areas for example

OSRAM SubstiTUBE® LED lamps as an alternative to the T8 fluorescent lamp⁴

- SubstiTUBE® Value for lower-cost lighting tasks
- SubstiTUBE® Basic for simple lighting tasks
- SubstiTUBE® Advanced for sophisticated lighting tasks with high luminous flux
- Simple, rapid replacement in CCG luminaires without rewiring
- Long lifespan of up to 50,000 hours

¹LED lamps can be operated with a wide variety of commercially-available dimmers; details and results of compatibility tests can be seen at www.osram.co.uk/dim and in the additional technical product information sheets linked there

²Detailed guarantee conditions at www.osram.co.uk/guarantee

³With LEDOTRON control unit

⁴Total energy efficiency and light distribution of a system depend on system design

OSRAM PARATHOM® PRO advanced



PRO PAR16

PRO MR16

PRO AR111



1
35/50 W
replacement



2
20 W
replacement



3
42 W
replacement



4
50 W
replacement



5
50 W
replacement



6
75 W
replacement

OSRAM PARATHOM® PRO LEDOTRON



PRO LEDOTRON PAR16

PRO LEDOTRON Classic A

PRO LEDOTRON Classic B

PRO LEDOTRON Classic P



7
35 W
replacement



8
50 W
replacement



9
60 W
replacement



10
25 W
replacement



11
25 W
replacement

OSRAM PARATHOM® advanced



PAR16 advanced

PAR20 advanced

PAR30 advanced

PAR38 advanced

MR16 advanced



12
35/50 W
replacement



13
65 W
replacement



14
83 W
replacement



15
50 W
replacement



16
100 W
replacement



17
120 W
replacement



18
20/35 W
replacement

Classic A advanced



19
40 W replacement
frosted



20
40 W replacement
clear sparkling



21
60 W replacement
frosted



22
60 W replacement
clear sparkling



23
75 W replacement
frosted

Classic B advanced

Classic P advanced



24
25/40 W replacement
frosted



25
25/40 W replacement
clear sparkling



26
25/40 W replacement
frosted



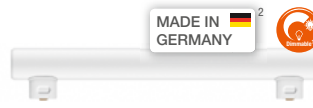
27
25/40 W replacement
clear sparkling



28
25/40 W replacement
frosted



29
25/40 W replacement
clear sparkling

OSRAM PARATHOM®**PAR16****30**
20/35 W replacement**31**
83 W replacement**32**
20/35 W replacement**33**
43 W replacement**34**
20 W replacement**35**
40 W replacement**Classic A****36**
40 W replacement
frosted**37**
40 W replacement
clear sparkling**38**
60 W replacement
frosted**39**
60 W replacement
clear sparkling**40**
75 W replacement
frosted**Classic B****41**
25 W replacement
clear sparkling**42**
40 W replacement
frosted**43**
25 W replacement
frosted**44**
40 W replacement
frosted**Classic P****OSRAM PARATHOM® for special applications****Special T26****45**
—**Special LED PIN G9****46**
15 W
replacement**Special LED PIN G4****47**
15 W
replacement**LEDinestra® S14s****48**
Replacement for 300/500 mm
incandescent tubes**LEDinestra® S14d****49**
Replacement for 300/500 mm
incandescent tubes**OSRAM SubstiTUBE®****SubstiTUBE® Value/Basic/Advanced****50**
Replacement for fluorescent lamps: 590 mm/1200 mm/1500 mm⁴¹ LED lamps can be operated with a wide variety of commercially-available dimmers; details and results of compatibility tests can be seen at www.osram.co.uk/dim and in the additional technical product information sheets linked there² Available from fall 2014³ PARATHOM® advanced CL A40 clear sparkling, Red Dot Award 2014 – Winner lighting design⁴ Total energy efficiency and light distribution of a system depend on system design⁵ With LEDOTRON control unit

OSRAM PARATHOM® PRO advanced

Item name	Product number (EAN)	W ¹	Replacement for	lm ¹	cd	K	R _a				No.
-----------	----------------------	----------------	-----------------	-----------------	----	---	----------------	---	---	---	-----

OSRAM PARATHOM® PRO PAR16 advanced – GU10, 220–240V, 24°, folding carton box

PRO PAR16 35 24° advanced	4052899902213	5.2	35W	230	900	2700	90	✓	50000	A	1
PRO PAR16 50 24° advanced	4052899901384	6.8	50W	350	1700	2700	90	✓	30000	A	1

OSRAM PARATHOM® PRO PAR16 advanced – GU10, 220–240V, 36°, folding carton box

PRO PAR16 35 36° advanced	4052899902244	5.2	35W	230	600	2700	90	✓	50000	A	1
PRO PAR16 35 36° advanced	4052899902251	5.2	35W	230	600	3000	90	✓	50000	A	1
PRO PAR16 35 36° advanced	4052899902268	5.2	35W	230	600	4000	90	✓	50000	A	1
PRO PAR16 50 36° advanced	4052899901414	6.8	50W	350	900	2700	90	✓	30000	A	1
PRO PAR16 50 36° advanced	4052899901421	6.8	50W	350	900	3000	90	✓	30000	A	1
PRO PAR16 50 36° advanced	4052899901438	6.8	50W	350	900	4000	90	✓	30000	A	1

OSRAM PARATHOM® PRO MR16 advanced – GU5.3, 12V, 24°, folding carton box

PRO MR16 20 24° advanced	4052899904668	5	20W	210	900	2700	90	✓	50000	A	2
PRO MR16 20 24° advanced	4052899904675	5	20W	210	900	3000	90	✓	50000	A	2

OSRAM PARATHOM® PRO MR16 advanced – GU5.3, 12V, 36°, folding carton box

PRO MR16 20 36° advanced	4052899904699	5	20W	210	500	2700	90	✓	50000	A	2
PRO MR16 20 36° advanced	4052899904705	5	20W	210	500	3000	90	✓	50000	A	2
PRO MR16 20 36° advanced	4052899904712	5	20W	210	500	4000	90	✓	50000	A	2
PRO MR16 42 36° advanced	40528999014312	8	42W	470	1200	2700	80	✓	30000	A	3
PRO MR16 42 36° advanced	40528999014350	8	42W	470	1200	3000	80	✓	30000	A	3
PRO MR16 42 36° advanced	40528999014381	8	42W	470	1200	4000	80	✓	30000	A	3
PRO MR16 50 36° advanced	4052899906198	12	50W	620	1600	2700	80	✓	30000	A	4
PRO MR16 50 36° advanced	4052899906204	12	50W	620	1600	3000	80	✓	30000	A	4
PRO MR16 50 36° advanced	4052899906211	12	50W	620	1600	4000	80	✓	30000	A	4

OSRAM PARATHOM® PRO AR111 advanced – G53, 12V, 9°, folding carton box

PRO AR111 50 9° advanced	4052899907690	8.5	50W	450	8500	2700	90	✓	45000	A	5
PRO AR111 75 9° advanced	4052899907782	12.5	75W	740	11000	2700	80	✓	45000	A	6

OSRAM PARATHOM® PRO AR111 advanced – G53, 12V, 24°, folding carton box

PRO AR111 50 24° advanced	4052899907720	8.5	50W	450	3200	2700	90	✓	45000	A	5
PRO AR111 50 24° advanced	4052899907737	8.5	50W	450	3200	3000	90	✓	45000	A	5
PRO AR111 50 24° advanced	4052899907744	8.5	50W	500	3600	4000	90	✓	45000	A	5
PRO AR111 75 24° advanced	4052899907812	12.5	75W	740	4800	2700	80	✓	45000	A	6
PRO AR111 75 24° advanced	4052899907829	12.5	75W	740	4800	3000	80	✓	45000	A	6
PRO AR111 75 24° advanced	4052899907836	12.5	75W	820	5500	4000	80	✓	45000	A	6

OSRAM PARATHOM® PRO AR111 advanced – G53, 12V, 40°, folding carton box

PRO AR111 50 40° advanced	4052899907751	8.5	50W	450	1400	2700	90	✓	45000	A	5
PRO AR111 50 40° advanced	4052899907768	8.5	50W	450	1400	3000	90	✓	45000	A	5
PRO AR111 75 40° advanced	4052899907843	12.5	75W	740	2200	2700	80	✓	45000	A	6
PRO AR111 75 40° advanced	4052899907850	12.5	75W	740	2200	3000	80	✓	45000	A	6

¹ All technical parameters apply to the complete lamp. Due to the complex manufacturing process of light emitting diodes, the specified typical values of the LED parameters merely represent purely statistical variables. They do not necessarily correspond to the actual technical parameters or each individual product, which can deviate from the typical value

² LED lamps can be operated with a wide variety of commercially-available dimmers; details and results of compatibility tests can be seen at www.osram.co.uk/dim and in the additional technical product information sheets linked there

OSRAM PARATHOM® PRO LEDOTRON

Item name	Product number (EAN)	W ¹	Replacement for	lm ¹	cd	K	Ra				
-----------	----------------------	----------------	-----------------	-----------------	----	---	----	--	--	--	--

OSRAM PARATHOM® PRO LEDOTRON PAR16 – GU10, 220–240V, 36°, folding carton box

PRO LEDOTRON PAR16 35 36°	4052899914735	5	35W	230	600	2700	90	LEDOTRON	50000	A	7
PRO LEDOTRON PAR16 50 36°	4008321988560	6.8	50W	350	900	2700	80	LEDOTRON	30000	A	8

OSRAM PARATHOM® PRO LEDOTRON Classic A – E27, 220–240V, folding carton box

PRO LEDOTRON CL A60	4008321988553	12	60W	810	—	2700	80	LEDOTRON	30000	A	9
---------------------	---------------	----	-----	-----	---	------	----	----------	-------	---	---

OSRAM PARATHOM® PRO LEDOTRON Classic B – E14, 220–240V, folding carton box

PRO LEDOTRON CL B25	4052899914759	4	25W	250	—	2700	80	LEDOTRON	25000	A+	10
---------------------	---------------	---	-----	-----	---	------	----	----------	-------	----	----

OSRAM PARATHOM® PRO LEDOTRON Classic P – E14, 220–240V, folding carton box

PRO LEDOTRON CL P25	4052899914742	4	25W	250	—	2700	80	LEDOTRON	25000	A+	11
---------------------	---------------	---	-----	-----	---	------	----	----------	-------	----	----

OSRAM PARATHOM® advanced

Item name	Product number (EAN)	W ¹	Replacement for	lm ¹	cd	K	Ra				
-----------	----------------------	----------------	-----------------	-----------------	----	---	----	--	--	--	--

OSRAM PARATHOM® PAR16 advanced – GU10, 220–240V, 36°, folding carton box

PAR16 35 36° advanced	4008321881960	3.6	35W	230	600	2700	80	✓	35000 ⁴	A+	12
PAR16 35 36° advanced	4008321882035	3.6	35W	230	600	3000	80	✓	35000 ⁴	A+	12
PAR16 35 36° advanced	4008321882066	3.6	35W	230	600	4000	80	✓	35000 ⁴	A+	12
PAR16 50 36° advanced	4008321882097	5.3	50W	350	850	2700	80	✓	35000 ⁴	A+	12
PAR16 50 36° advanced	4008321882158	5.3	50W	350	850	4000	80	✓	35000 ⁴	A+	12
PAR16 50 36° advanced	4008321882127	5.3	50W	350	850	3000	80	✓	35000 ⁴	A+	12
PAR16 65 36° advanced	4052899926929	8	65W	460	1300	3000	80	✓	35000 ⁴	A	13
PAR16 83 36° advanced	4052899203686	9	83W	600	900	2700	80	✓	30000	A+	14

OSRAM PARATHOM® PAR20 advanced – E27, 220–240V, 30°, folding carton box

PAR20 50 30° advanced	4052899931299	6	50W	350	1050	2700	80	✓	40000	A+	15
-----------------------	---------------	---	-----	-----	------	------	----	---	-------	----	----

OSRAM PARATHOM® PAR30 advanced – E27, 220–240V, 30°, folding carton box

PAR30 100 30° advanced	4052899105829	13	100W	870	2500	2700	80	✓	40000	A	16
------------------------	---------------	----	------	-----	------	------	----	---	-------	---	----

OSRAM PARATHOM® PAR38 advanced – E27, 220–240V, 30°, folding carton box

PAR38 120 30° advanced	4052899105669	17	120W	1050	3000	2700	80	✓	40000	A+	17
------------------------	---------------	----	------	------	------	------	----	---	-------	----	----

OSRAM PARATHOM® MR16 advanced – GU5.3, 12V, 24°, folding carton box

MR16 20 24° advanced	4008321884695	3.7	20W	210	877	2700	80	✓	35000 ⁴	A+	18
MR16 35 24° advanced	4008321884985	5.9	35W	350	1550	2700	80	✓	35000 ⁴	A	18

¹ All technical parameters apply to the complete lamp. Due to the complex manufacturing process of light emitting diodes, the specified typical values of the LED parameters merely represent purely statistical variables. They do not necessarily correspond to the actual technical parameters or each individual product, which can deviate from the typical value

² With LEDOTRON control unit

³ LED lamps can be operated with a wide variety of commercially-available dimmers; details and results of compatibility tests can be seen at www.osram.co.uk/dim and in the additional technical product information sheets linked there

⁴ Available from September 2014

OSRAM PARATHOM® advanced

Item name

Product number
(EAN)W¹Replacement
forlm¹

cd

K

Ra



t [h]

No. 

OSRAM PARATHOM® MR16 advanced – GU5.3, 12V, 36°, folding carton box

MR16 20 36° advanced	4008321884923	3.7	20W	210	558	2700	80	✓	35000 ³	A+	18
MR16 20 36° advanced	4008321884756	3.7	20W	210	558	3000	80	✓	35000 ³	A+	18
MR16 20 36° advanced	4008321884954	3.7	20W	220	558	4000	80	✓	35000 ³	A+	18
MR16 35 36° advanced	4008321885135	5.9	35W	350	877	2700	80	✓	35000 ³	A	18
MR16 35 36° advanced	4008321885166	5.9	35W	350	877	3000	80	✓	35000 ³	A	18
MR16 35 36° advanced	4008321885197	5.9	35W	400	877	4000	80	✓	35000 ³	A+	18

OSRAM PARATHOM® Classic A advanced – E27, 220–240V, folding carton box

CL A40 advanced frosted	4052899924444	6	40W	470	—	2700	80	✓	25000	A+	19
CL A40 advanced clear sparkling	4052899924437	6	40W	470	—	2700	80	✓	25000	A+	20
CL A40 advanced frosted	4052899924451	6	40W	470	—	4000	80	✓	25000	A+	19
CL A60 advanced frosted	4052899911208	10	60W	806	—	2700	80	✓	25000	A+	21
CL A60 advanced clear sparkling	4052899913820	10	60W	806	—	2700	80	✓	25000	A+	22
CL A60 advanced frosted	4052899924482	10	60W	806	—	4000	80	✓	25000	A+	21
CL A75 advanced frosted	4052899924499	11	75W	1055	—	2700	80	✓	20000	A+	23

OSRAM PARATHOM® Classic B advanced – E14, 220–240V, folding carton box

CL B25 advanced frosted	4008321994035	4	25W	250	—	2700	80	✓	25000	A+	24
CL B25 advanced clear sparkling	4008321979230	4	25W	250	—	2700	80	✓	25000	A+	25
CL B40 advanced frosted	4052899911437	6	40W	470	—	2700	80	✓	20000	A+	24
CL B40 advanced clear sparkling	4052899911413	6	40W	470	—	2700	80	✓	20000	A+	25

OSRAM PARATHOM® Classic P advanced – E14, 220–240V, folding carton box

CL P25 advanced frosted	4052899911444	4	25W	250	—	2700	80	✓	25000	A+	26
CL P25 advanced clear sparkling	4008321980373	4	25W	250	—	2700	80	✓	25000	A+	27
CL P40 advanced frosted	4052899911918	6	40W	470	—	2700	80	✓	20000	A+	26
CL P40 advanced clear sparkling	4052899911451	6	40W	470	—	2700	80	✓	20000	A+	27

OSRAM PARATHOM® Classic P advanced – E27, 220–240V, folding carton box

CL P25 advanced frosted	4052899911468	4	25W	250	—	2700	80	✓	25000	A+	28
CL P25 advanced clear sparkling	4008321992352	4	25W	250	—	2700	80	✓	25000	A+	29
CL P40 advanced frosted	4052899911925	6	40W	470	—	2700	80	✓	20000	A+	28
CL P40 advanced clear sparkling	4052899911475	6	40W	470	—	2700	80	✓	20000	A+	29

¹ All technical parameters apply to the complete lamp. Due to the complex manufacturing process of light emitting diodes, the specified typical values of the LED parameters merely represent purely statistical variables. They do not necessarily correspond to the actual technical parameters or each individual product, which can deviate from the typical value

² LED lamps can be operated with a wide variety of commercially-available dimmers; details and results of compatibility tests can be seen at www.osram.co.uk/dim and in the additional technical product information sheets linked there

³ Available from September 2014

OSRAM PARATHOM®

Item name

Product number
(EAN)



Replacement
for



OSRAM PARATHOM® PAR16 – GU10, 220–240V, 36°, folding carton box

PAR16 20 36°	4052899910362	1.8	20W	110	250	2700	80	—	15000	A++	30
PAR16 35 36°	4052899910379	3.9	35W	230	600	2700	80	—	15000	A+	30
PAR16 83 36°	4052899203549	9	83W	600	900	2700	80	—	30000	A+	31

OSRAM PARATHOM® MR16 – GU5.3, 12V, 36°, folding carton box

MR16 20 36°	4052899910409	3.5	20W	210	558	2700	80	—	15000	A+	32
MR16 35 36°	4052899910782	5.6	35W	350	885	2700	80	—	15000	A+	32
MR16 43 36°	4052899203488	7.5	43W	500	900	2700	80	—	25000	A	33

OSRAM PARATHOM® MR11 – GU4, 12V, 30°, folding carton box

MR11 20 30°	4052899910423	3.7	20W	200	550	2700	80	—	15000	A+	34
-------------	---------------	-----	-----	-----	-----	------	----	---	-------	----	----

OSRAM PARATHOM® R50 – E14, 220–240V 30°, folding carton box

R50 40 30°	4052899920514	3.9	40W	196	540	2700	80	—	15000	A+	35
------------	---------------	-----	-----	-----	-----	------	----	---	-------	----	----

OSRAM PARATHOM® Classic A – E27, 220–240V, folding carton box

CL A40 frosted	4052899924574	6	40W	470	—	2700	80	—	15000	A+	36
CL A40 clear sparkling	4052899924567	6	40W	470	—	2700	80	—	15000	A+	37
CL A40 frosted	4052899924581	6	40W	470	—	4000	80	—	15000	A+	36
CL A60 frosted	4052899924604	10	60W	806	—	2700	80	—	15000	A+	38
CL A60 clear sparkling	4052899924598	10	60W	806	—	2700	80	—	15000	A+	39
CL A60 frosted	4052899924611	10	60W	806	—	4000	80	—	15000	A+	38
CL A75 frosted	4052899926639	12	75W	1060	—	2700	80	—	15000	A+	40
CL A75 frosted	4052899924703	12	75W	1060	—	4000	80	—	15000	A+	40

OSRAM PARATHOM® Classic B – E14, 220–240V, folding carton box

CL B25 clear sparkling	4052899913639	4	25W	250	—	2700	80	—	15000	A+	41
CL B40 frosted	4052899912007	6	40W	470	—	2700	80	—	15000	A+	42

OSRAM PARATHOM® Classic P – E27, 220–240V, folding carton box

CL P25 frosted	4052899032040	4	25W	250	—	2700	80	—	15000	A+	43
----------------	---------------	---	-----	-----	---	------	----	---	-------	----	----

OSRAM PARATHOM® Classic P – E14, 220–240V, folding carton box

CL P40 frosted	4052899912014	6	40W	470	—	2700	80	—	15000	A+	44
----------------	---------------	---	-----	-----	---	------	----	---	-------	----	----

¹All technical parameters apply to the complete lamp. Due to the complex manufacturing process of light emitting diodes, the specified typical values of the LED parameters merely represent purely statistical variables. They do not necessarily correspond to the actual technical parameters or each individual product, which can deviate from the typical value

OSRAM PARATHOM® for special applications

Item name	Product number (EAN)	W ¹	Replacement for	lm ¹	cd	K	Ra		t [h]		
-----------	----------------------	----------------	-----------------	-----------------	----	---	----	---	-------	---	---

OSRAM PARATHOM® Special T26 – E14, 220–240 V, folding carton box




Special T26	4052899907157	1.4	—	100	—	5500	80	—	25000	A++	45
Special T26	4052899907119	1.4	—	100	—	2700	80	—	25000	A++	45

OSRAM PARATHOM® Special LED PIN G9 – G9, 220–240 V, folding carton box

Special LED PIN G9	4052899920590	1.9	15W	140	—	3000	82	—	15000	A+	46
--------------------	---------------	-----	-----	-----	---	------	----	---	-------	----	----

OSRAM PARATHOM® Special LED PIN G4 – G4, 12 V, folding carton box

Special LED PIN G4	4052899196490	2.1	15W	140	—	2700	80	—	15000	A+	47
--------------------	---------------	-----	-----	-----	---	------	----	---	-------	----	----

Item name	Product number (EAN)	W ¹	Replacement for incandescent tube	lm ¹	cd	K	Ra		t [h]		
-----------	----------------------	----------------	-----------------------------------	-----------------	----	---	----	---	-------	---	---

OSRAM LEDinestra® – S14s, 220–240 V, folding carton box

LEDinestr 6W advanced S14s	4052899110311	6	300 mm	250	—	2700	>80	✓	20000	A	48
LEDinestra 9W advanced S14s	4008321979193	9	500 mm	450	—	2700	>80	✓	20000	A	48

OSRAM LEDinestra® – S14d, 220–240 V, folding carton box

LEDinestra 6W advanced S14d	4052899110335	6	300 mm	250	—	2700	>80	✓	20000	A	49
LEDinestra 9W advanced S14d	4008321979216	9	500 mm	450	—	2700	>80	✓	20000	A	49

¹ All technical parameters apply to the complete lamp. Due to the complex manufacturing process of light emitting diodes, the specified typical values of the LED parameters merely represent purely statistical variables. They do not necessarily correspond to the actual technical parameters or each individual product, which can deviate from the typical value

² LED lamps can be operated with a wide variety of commercially-available dimmers; details and results of compatibility tests can be seen at www.osram.co.uk/dim and in the additional technical product information sheets linked there

OSRAM SubstiTUBE®

Item name

Product number
(EAN)



Replacement
for fluores-
cent lamp



OSRAM SubstiTUBE® Value – G13, 220–240 V, folding carton box

ST8-HV2-065-830	4052899922280	8	590 mm	650	—	3000	160	>80	—	30000	A	50
ST8-HV2-075-840	4052899922297	8	590 mm	750	—	4000	160	>80	—	30000	A	50
ST8-HV2-075-865	4052899922303	8	590 mm	750	—	6500	160	>80	—	30000	A	50
ST8-HV4-150-830	4052899922310	20	1200 mm	1500	—	3000	150	>80	—	30000	A	50
ST8-HV4-170-840	4052899922327	20	1200 mm	1700	—	4000	150	>80	—	30000	A	50
ST8-HV4-170-865	4052899922334	20	1200 mm	1700	—	6500	150	>80	—	30000	A	50
ST8-HV5-180-830	4052899922341	22	1500 mm	1800	—	3000	150	>80	—	30000	A	50
ST8-HV5-200-840	4052899922358	22	1500 mm	2000	—	4000	150	>80	—	30000	A	50
ST8-HV5-200-865	4052899922365	22	1500 mm	2000	—	6500	150	>80	—	30000	A	50

OSRAM SubstiTUBE® Basic – G13, 220–240 V, folding carton box

ST8-HB2-090-830	4052899922471	10	590 mm	900	—	3000	160	>80	—	40000	A+ ²	50
ST8-HB2-100-840	4052899922488	10	590 mm	1000	—	4000	160	>80	—	40000	A+	50
ST8-HB2-100-865	4052899922495	10	590 mm	1000	—	6500	160	>80	—	40000	A+	50
ST8-HB4-190-830	4052899922501	21	1200 mm	1900	—	3000	150	>80	—	40000	A+	50
ST8-HB4-210-840	4052899922518	21	1200 mm	2100	—	4000	150	>80	—	40000	A+	50
ST8-HB4-210-865	4052899922525	21	1200 mm	2100	—	6500	150	>80	—	40000	A+	50
ST8-HB5-216-830	4052899922532	24	1500 mm	2160	—	3000	150	>80	—	40000	A+ ²	50
ST8-HB5-240-840	4052899922549	24	1500 mm	2400	—	4000	150	>80	—	40000	A+	50
ST8-HB5-240-865	4052899922556	24	1500 mm	2400	—	6500	150	>80	—	40000	A+	50

OSRAM SubstiTUBE® Advanced – G13, 220–240 V, folding carton box

ST8-HA2-108-830	4052899922105	11	590 mm	1080	—	3000	160	>80	—	50000	A+	50
ST8-HA2-120-840	4052899922112	11	590 mm	1200	—	4000	160	>80	—	50000	A+	50
ST8-HA2-120-865	4052899922129	11	590 mm	1200	—	6500	160	>80	—	50000	A+	50
ST8-HA4-225-830	4052899922136	22	1200 mm	2250	—	3000	150	>80	—	50000	A+	50
ST8-HA4-250-840	4052899922143	22	1200 mm	2500	—	4000	150	>80	—	50000	A+	50
ST8-HA4-250-865	4052899922150	22	1200 mm	2500	—	6500	150	>80	—	50000	A+	50
ST8-HA5-306-830	4052899922167	28	1500 mm	3060	—	3000	150	>80	—	50000	A+	50
ST8-HA5-340-840	4052899922174	28	1500 mm	3400	—	4000	150	>80	—	50000	A+	50
ST8-HA5-340-865	4052899922181	28	1500 mm	3400	—	6500	150	>80	—	50000	A+	50

¹All technical parameters apply to the complete lamp. Due to the complex manufacturing process of light emitting diodes, the specified typical values of the LED parameters merely represent purely statistical variables. They do not necessarily correspond to the actual technical parameters or each individual product, which can deviate from the typical value

²Energy efficiency class A for operation with magnetic control gear

Find the right lamp quickly – and intelligently



The OSRAM Lamp Finder Professional as a free App

The new “OSRAM Lamp Finder Professional” App is suitable for Apple and Android smartphones and tablets, helping professional users to identify the right lamp for their applications.

www.osram.co.uk/lampfinder-app

Apple and the Apple logo are trademarks of Apple Inc., registered in the U.S. and other countries. App Store is a service mark of Apple Inc. Google Play is a trademark of Google Inc.

OSRAM Ltd

Customer Service Centre

Neills Road
Bold Industrial Park
St Helens WA9 4XG
Phone +44 (0)1744 812221
Fax +44 (0)1744 831900
csc@osram.co.uk
www.osram.co.uk

