



01

Fire-rated downlights



15
HYBRID9™
& LEVLINK™



19
HYBRID7™



21
HYBRID7™
OVERBEZEL



23
FGLED10®



25
FGLED6®



27
FGLED6®
TILT



28
FGLED6®
SQUARE



31
FGLED3®



32
FGLED3®
TILT



34
FGLED3®
SQUARE



35
FGLED®
ANTI-GLARE ROUND



35
FGLED®
ANTI-GLARE SQUARE



36
FGLED®
ACCESSORIES




37
TWIST & LOCK
MAINS



38
SHOWERLIGHTS



39
LARGE BEZEL
MAINS



Introducing

Hybrid™

The best of both worlds

Integrated styling and performance with the flexibility of a lamp



Change
LIGHTING QUICKLY



Upgrade
AT END OF LIFE



Redecorate
WITH EASE

Hybrid9



660 lumens
COOL WHITE (4000K)



8.5W LED
TOTAL WATTAGE

SEE PAGE
15



Hybrid7



500 lumens
COOL WHITE (4000K)



7.2W LED
TOTAL WATTAGE

SEE PAGE
19



Easily upgrade at end of life

Unlike traditional integrated fixtures, Hybrid™ products can be changed as easily as a lamp. The LED module and bezel combination encapsulates all of the technology into a single unit, delivering all of the benefits of a true integrated fixture with the flexibility of a lamp.


- ✓ Easily replaced by end user
- ✓ Simple to adapt if room use changes
- ✓ High quality integrated styling
- ✓ Enhanced thermal management
- ✓ Greater performance and product life



Simple to remove during decorating

Painting ceilings is made easy by simply removing the front of the fitting. This avoids getting paint onto the fixture during redecorating and makes painting far quicker.

- ✓ No paint on bezels
- ✓ No damaged or scratched bezels
- ✓ No masking bezels off to paint



Change fittings with ease

In contrast to traditional integrated fixtures, Hybrid™ products provide complete flexibility to change the finish or colour temperature of the fixture as desired. All Hybrid™ products are available in brushed nickel, chrome and white finishes with both 3000K warm white and 4000K cool white options.

FINISHES



Ch
CHROME



Bn
BRUSHED NICKEL



Wh
WHITE

COLOUR TEMPERATURES



Cw
COOL WHITE



Ww
WARM WHITE

Hybrid9™

The interchangeable integrated LED downlight

EFFICIENT

8.5W LED

TOTAL WATTAGE

UP TO

78 LPCW

LUMENS PER CIRCUIT WATT

UP TO

660

LUMENS



Technology in your hands

In contrast to traditional integrated fixtures, Hybrid™ products have been designed to incorporate all of the LED technology within the combined module and bezel. This ensures that customers have complete control of their lighting and the ability to adapt, upgrade or replace at the end of the products' life with ease.

HONEYCOMB LENS TECHNOLOGY

Hybrid™ uses our unique honeycomb lens technology that provides smooth and even light distribution.

LED MODULE

Hybrid™ LED modules use the latest driverless technology from leading LED chip manufacturer Seoul Semiconductor.



SEOUL SEMICONDUCTOR

ULTRA SECURE CEILING CLIPS

Once installed, the strong adjustable clips ensure no movement within the ceiling.

ENCLOSED CAN

Provides maximum fire safety and protects the heat sink from dust and debris.

HIGH QUALITY DIE-CAST METAL BEZEL

Bezel comes complete with LED module and is available in brushed nickel, chrome and white finishes.

LEVLINK™

Hybrid9™ comes complete with our innovative LevLink™ 6 way connector. See pages 16 & 17

CLASSIFICATION

Class 1 
IP65 | 240V | Zone 1

LED



Warm white (3000K) | CRI: Ra (80)
Cool white (4000K) | CRI: Ra (80)

FINISH

Brushed nickel, chrome, white



CONSTRUCTION

Body - Pressed steel
Bezel - Die-cast aluminium
Max. void working temp. 30°C

CUTOUT SIZES

Ø76mm



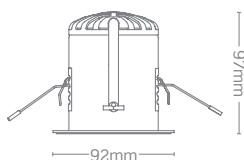
COMPATIBLE LED DIMMER

See page 238

FULLY FIRE-RATED



Minute Ceiling Minute Ceiling Minute Ceiling



Hybrid9

Interchangeable integrated LED downlight

-  **10 year**
Extended warranty*
-  **Dimmable**
As standard
-  **IP65**
Suitable for bathrooms

- Innovative interchangeable LED module
- Comes complete with new ultra-fast 6-way LevLink™ connector
- Push-fit tool-less installation
- Mains driven technology
- Lay insulation over the top of fittings - no additional accessories
- Provides end users with the flexibility to upgrade lighting
- Fully fire-rated for 30, 60 and 90 minute ceilings

✓ JC94901CH



✓ JC94901BN



✓ JC94901WH



CODE	DESCRIPTION	COLOUR TEMP.	WATT	LUMENS
JC94901	Hybrid9™ downlight	Cool white	8.5W	660
JC94903	Hybrid9™ downlight	Warm white	8.5W	620
SPR94901	Spare Hybrid9™ (LED module & bezel only)	Cool white	8.5W	660
SPR94903	Spare Hybrid9™ (LED module & bezel only)	Warm white	8.5W	620

*10 year for domestic dwellings, 5 year for commercial properties. Requires online registration.

LevLink™


The ultra fast tool-less wiring system

First fix

LevLink™ has been designed to allow for first fix installation. This allows testing of the circuit to be carried out prior to the installation of the fitting, minimising the risk of damage. The secure cable restraint ensures complete peace of mind during installation.

No tools required

LevLink™ uses push-fit termination which, unlike traditional screw-fit terminals, requires no tools for installation. Simply align the L,E,N wires with the respective terminals and the PCB reconfigures without the need to overlay separate wires into single terminal points. This dramatically reduces time and improves ease of installation.



✓ **LEVLINK™ PUSH FIT CONNECTOR**



✗ **TRADITIONAL SCREW FIT CONNECTOR**

Ultra fast push-fit termination



WIDE ACCESS & LARGE TERMINAL BUTTONS

LevLink™ allows for wide access to the terminals, as well as large buttons.



ACCEPTS SOLID & STRANDED CABLE

LevLink™ has been designed to accommodate both solid and stranded cable types.

9 Way connector & T-splitter



SIGNIFICANTLY FASTER SWITCH LIVE WIRING

The LevLink™ 9-way connector used in conjunction with the T-splitter dramatically reduces the speed of first fix switch live wiring. In addition, this also enables installers to replace existing ceiling rose wiring.

LevLink™

Ultra fast tool-less wiring system

- Plug & play press-fit design
- Wide access to large terminal buttons
- Accept both solid and stranded cables
- 9-Way and T-Splitter to incorporate switch live wiring schemes
- Loop-in loop-out screwless wiring
- JC81001 9-way connector exclusively for Hybrid9™

NEW
PRODUCT



LevLink™ accessories

AVAILABLE
NOVEMBER

CLASSIFICATION

Class 1 ⚡
IP20 | 240V | 16 amp max


FINISH

Green




CONSTRUCTION

Body - Polycarbonate



LevLink™ 6 Way Connector
LEV81004



LevLink™ 9 Way Connector
LEV81003



LevLink™ T-Splitter
LEV81002

CODE

DESCRIPTION

LEV81001	LevLink™ 9 way switched-live female connector
LEV81002	LevLink™ T- Splitter
LEV81003	LevLink™ 9 way female switched-live connector including 3 way male
LEV81004	LevLink™ 6 way female connector including 3 way male

Hybrid7™

Interchangeable integrated LED downlight

ULTRA EFFICIENT

7.2W LED

TOTAL WATTAGE

UP TO

69 LPCW

LUMENS PER CIRCUIT WATT

UP TO

500

LUMENS



A fully integrated fitting

ADJUSTABLE CEILING CLIPS

Pre-connected high strength stainless steel clips designed to accommodate different thickness of ceilings.

GU10 CONNECTION

The GU10 connector provides the flexibility of a lamp, with the styling of an integrated fitting.

HYBRID7™ MODULE

Hybrid™ LED modules use the latest driverless technology from leading LED chip manufacturer Seoul Semiconductor.



SEOUL SEMICONDUCTOR

FAST PRESS FIT TERMINATION


Loop-in/loop-out press fit terminal dramatically reduces installation time.



Intelligent thermal design

LARGE HEAT SINK IMPROVES THERMAL MANAGEMENT

Hybrid7™ features a larger heat sink than standard LED lamps. This improves reliability and ensures a longer life compared to standard LED lamps.



CLASSIFICATION

Class 1 
IP65 | 240V | Zone 1

LED



Warm white (3000K) | CRI: Ra (80)
Cool white (4000K) | CRI: Ra (80)

FINISH

Brushed nickel, chrome, white



CONSTRUCTION

Body - Pressed steel
Bezel - Die-cast aluminium
Max. void working temp. 30°C

CUTOUT SIZES

Ø72mm



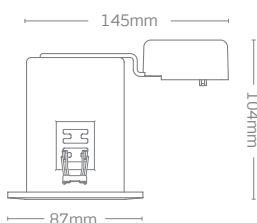
COMPATIBLE LED DIMMER

See page 238

FULLY FIRE-RATED



Minute Ceiling Minute Ceiling Minute Ceiling



Hybrid7

Interchangeable integrated LED downlight



5 year
Extended warranty*



Dimmable
As standard



IP65
Suitable for bathrooms

- Interchangeable LED module with integral bezel
- Provides integrated styling with new Hybrid™ technology
- High performance of up to 500 lumens
- 35,000 hours
- 38° beam angle
- Spare modules available
- Fully fire-rated for 30,60 and 90 minute ceilings

✓ JC94701CH



✓ JC94701BN



✓ JC94701WH



CODE	DESCRIPTION	COLOUR TEMP.	WATT	LUMENS
JC94701	Hybrid7™ (includes can)**	Cool white	7.2W	500
JC94703	Hybrid7™ (includes can)**	Warm white	7.2W	450
SPR94701	Spare Hybrid7™ (module & bezel only)	Cool white	7.2W	500
SPR94703	Spare Hybrid7™ (module & bezel only)	Warm white	7.2W	450

*5 year extended warranty. Requires online registration.

**Includes JCC Fireguard® can as standard

Hybrid7™ Overbezel

Interchangeable retrofit LED module

ULTRA EFFICIENT

7.2W LED

TOTAL WATTAGE

UP TO

69 LPCW

PER CIRCUIT WATT

UP TO

500

LUMENS

Provides a new fascia to existing downlights

Our Hybrid7™ Overbezel allows you to fit a new LED module into an existing JCC Fireguard® twist & lock can. The bezel has been specifically designed to discretely cover the existing fixed bezel attached to the can.

This provides a full new front fascia for older fittings while still maintaining the look of an integrated LED downlight. Furthermore, fire safety is maintained for complete peace of mind.



Ch
CHROME



Bn
BRUSHED NICKEL



Wh
WHITE



Installation couldn't be easier



STEP 1

Take the Hybrid7™ Overbezel fitting and connect it to the JCC Fireguard® Standard Twist & Lock can's GU10 connector.



STEP 2

Place the Hybrid7™ Overbezel fitting into the can until the bezel is flush with the ceiling.




STEP 3

Rotate the bezel until it locks firmly into the can and is tightly secured against the ceiling.

Hybrid7™ Overbezel has been specifically designed for use with JCC Standard Fireguard® Twist & Lock fire-rated fittings only. For more information on compatible JCC product codes, please go to jcc.co.uk/Hybrid7_Overbezel

CLASSIFICATION

Class 1 
IP20 | 240V

LED



Warm white (3000K) | CRI: Ra (80)
Cool white (4000K) | CRI: Ra (80)

FINISH

Brushed nickel, chrome, white



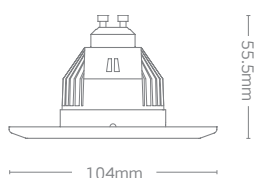
CONSTRUCTION

Body - Pressed steel
Bezel - Die-cast aluminium



COMPATIBLE LED DIMMER

See page 238



Hybrid7 Overbezel

Interchangeable retrofit LED module

NEW
PRODUCT

-  **5 year**
Extended warranty*
-  **Dimmable**
As standard

- Overbezel retrofit option
- Increased bezel size to fit over existing bezel
- Provides new fascia to old fixtures
- Only for use with standard JCC Fireguard® Twist & Lock fittings
- Expanded heat sink for greater product reliability
- Uses crystal honeycomb lens technology
- Maintains fire-rating when installed

✓ JC94711CH



✓ JC94711BN



✓ JC94711WH



CODE	DESCRIPTION	COLOUR TEMP.	WATT	LUMENS
JC94711	Hybrid7™ Overbezel (module & bezel only)	Cool white	7.2W	500
JC94713	Hybrid7™ Overbezel (module & bezel only)	Warm white	7.2W	450

*5 year extended warranty. Requires online registration.

FGLED10[®]

The high output fire-rated LED downlight

ULTRA EFFICIENT

10W LED

12.4W TOTAL WATTAGE

UP TO

69 LPCW

LUMENS PER CIRCUIT WATT

UP TO

850

LUMENS



✓ 9 fittings

FGLED10[®]

Achieves the same light level
using up to 50% fewer fittings

PROVIDES CLEANER, LESS CLUTTERED CEILINGS

Sometimes it can be the simplest innovations that provide the greatest benefits. FGLED10[®] delivers 850 lumens spread across a wide 60° beam angle. This means that you can achieve the same light level as 50W GU10 halogen with 50% fewer fittings. Simple.

Calculate how many FGLED10[®] fittings you would need with our online ready reckoner: jcc.co.uk/fgled10reckoner



✗ 19 fittings 6W GU10 LED retrofit lamps

CLASSIFICATION

Class 1 

IP65 | 240V | Zone 1

LED



Warm white (3000K) | CRI: Ra (80)

Cool white (4000K) | CRI: Ra (80)

FINISH

Brushed nickel, chrome, white



CONSTRUCTION

Body - Pressed steel

Bezel - Die-cast aluminium

Max. void working temp. 30°C

CUTOUT SIZES

Ø72-74mm - 12.5mm thick

30 minute ceiling types

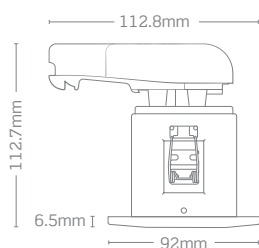
Ø79mm-81mm - 30mm thick

60-90 minute ceiling types



COMPATIBLE LED DIMMER

See page 238



FGLED10.

High output fire-rated LED downlight



10 year

Extended warranty*



Dimmable

As standard



IP65

Suitable for bathrooms



Emergency

Versions available

- High output 850 lumens with wide 60° beam angle
- Fewer fittings reduces installation time
- Provides cleaner, less cluttered ceilings
- Ideal for new build and renovations

✓ JC94501CH



✓ JC94501BN



✓ JC94501WH



CODE	DESCRIPTION	COLOUR TEMP.	WATT**	LUMENS
JC94501	FGLED10® mains dimmable	Cool white	10W	850
JC94503	FGLED10® mains dimmable	Warm white	10W	750
JC94502	FGLED10® emergency	Cool white	10W	850
JC94504	FGLED10® emergency	Warm white	10W	750

*10 year for domestic dwellings, 5 year for commercial properties. Requires online registration.

** LED Wattage = 10W Total Wattage = 12.4W max

FGLED6®

The market leading fire-rated LED downlight

ULTRA EFFICIENT

6W LED

7.2W TOTAL WATTAGE

UP TO

69 LPCW

PER CIRCUIT WATT

UP TO

500

LUMENS



FGLED6® / 12 fittings

4.4m x 4.6m kitchen using FGLED6®

Quick & easy installation




WIDER ACCESS FOR WIRING

Clear access is provided to the terminal block for easy wiring.



LARGER TERMINAL BUTTONS

FGLED6® provides larger terminal buttons and wire entry points.



SOLID & STRANDED CABLE

FGLED6® accommodates both solid and stranded cable.

CLASSIFICATION

Class 1 

IP65 | 240V | Zone 1

LED



Warm white (3000K) | CRI: Ra (80)

Cool white (4000K) | CRI: Ra (80)

FINISH

Brushed nickel, chrome, white



CONSTRUCTION

Body - Pressed steel

Bezel - Die-cast aluminium

Max. void working temp. 30°C

CUTOUT SIZES

Ø72-74mm - 12.5mm thick

30 minute ceiling types

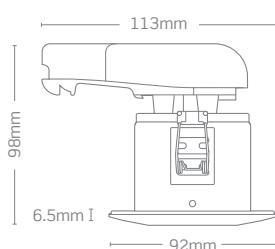
Ø79mm-81mm - 30mm thick

60-90 minute ceiling types



COMPATIBLE LED DIMMER

See page 238



FGLED6.

High performance fire-rated LED downlight



10 year

Extended warranty*



Dimmable

As standard



IP65

Suitable for bathrooms



Emergency

Versions available

- Outperforms traditional 50W GU10 halogen downlights
- Ideal retrofit halogen replacement
- Patented design that ensures reliability
- Fully compliant with building regulations
- IP65, ideal for use in bathrooms and kitchens
- 38° beam angle

✓ JC94472CH



✓ JC94472BN



✓ JC94472WH



CODE	DESCRIPTION	COLOUR TEMP.	WATT**	LUMENS
JC94472	FGLED6® mains dimmable	Warm white	6W	450
JC94473	FGLED6® mains dimmable	Cool white	6W	500
JC94474	FGLED6® mains non-dimmable	Warm white	6W	450
JC94475	FGLED6® mains non-dimmable	Cool white	6W	500
JC94476	FGLED6® mains dimmable emergency	Warm white	6W	450
JC94477	FGLED6® mains dimmable emergency	Cool white	6W	500
JC94478	FGLED6® mains non-dimmable emergency	Warm white	6W	450
JC94479	FGLED6® mains non-dimmable emergency	Cool white	6W	500

*10 year for domestic dwellings, 5 year for commercial properties. Requires online registration.

**LED Wattage = 6W Total Wattage = 7.2W max

FGLED6[®] Tilt

Tiltable version of FGLED6[®] for complete lighting control



ULTRA EFFICIENT

6W LED

7.2W TOTAL WATTAGE

UP TO

69 LPCW

LUMENS PER CIRCUIT WATT

UP TO

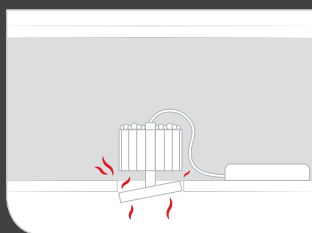
500

LUMENS

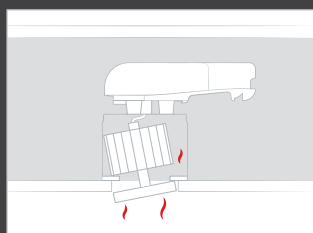


Enclosed steel can,
essential for fire rating


Ideal for sloped ceilings
and directional lighting



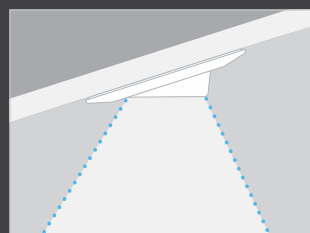
✗ Competitor product
without an enclosed can



✓ FGLED6[®] Tilt with an
enclosed steel can




Use on horizontal ceilings to
direct light and wall wash.



Use on sloped ceilings to
provide vertical downlight.

CLASSIFICATION

Class 1 
IP20 | 240V

LED



Warm white (3000K) | CRI: Ra (80)
Cool white (4000K) | CRI: Ra (80)

FINISH

Brushed nickel, chrome, white



CONSTRUCTION

Body - Pressed steel
Bezel - Die-cast aluminium
Max. void working temp. 30°C

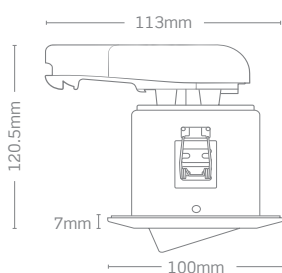
CUTOUT SIZES

Ø84-86mm
30, 60 & 90 minute ceiling types



COMPATIBLE LED DIMMER

See page 238



FGLED6. Tilt

All the features of FGLED6® with unique tilt & rotate



10 year
Extended warranty*



Dimmable
As standard

- 20° tiltable and 350° rotatable lens
- 85% energy saving against halogen
- Outperforms 50W GU10 halogen
- High quality, die cast aluminium bezel
- Fully compliant with building regulations

✓ JC94481CH



✓ JC94481BN



✓ JC94481WH



CODE	DESCRIPTION	COLOUR TEMP.	WATT**	LUMENS
JC94481	FGLED6® Tilt mains dimmable	Warm white	6W	450
JC94482	FGLED6® Tilt mains dimmable	Cool white	6W	500

*10 year for domestic dwellings, 5 year for commercial properties. Requires online registration.

**LED Wattage = 6W Total Wattage = 7.2W max

FGLED6. Square

The market leading fire-rated LED downlight

- ✓ **10 year**
Extended warranty*
- ✓ **Dimmable**
Option
- ✓ **IP65**
Suitable for bathrooms
- ✓ **Emergency**
Versions available

- Square bezel version of the FGLED6® range
- Outperforms 50W GU10 halogen
- Fully compliant with building regulations
- Six LED array provides clear, crisp light
- High quality, die-cast aluminium bezel
- 38° beam angle


✓ JC94572CH



✓ JC94572BN



✓ JC94572WH



CLASSIFICATION

⊕ Class 1
IP65 | 240V | Zone 1

LED



Warm white (3000K) | CRI: Ra (80)
Cool white (4000K) | CRI: Ra (80)

FINISH

Brushed nickel, chrome, white



CONSTRUCTION

Body - Pressed steel
Bezel - Die-cast aluminium
Max. void working temp. 30°C

CUTOUT SIZES

Ø72-74mm - 12.5mm thick
30 minute ceiling types

Ø79mm-81mm - 30mm thick
60-90 minute ceiling types



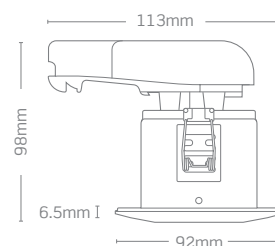
COMPATIBLE LED DIMMER

See page 238

CODE	DESCRIPTION	COLOUR TEMP.	WATT**	LUMENS
JC94572	FGLED6® Square dimmable	Warm white	6W	450
JC94573	FGLED6® Square dimmable	Cool white	6W	500
JC94574	FGLED6® Square non-dimmable	Warm white	6W	450
JC94575	FGLED6® Square non-dimmable	Cool white	6W	500
JC94576	FGLED6® Square dimmable emergency	Warm white	6W	450
JC94577	FGLED6® Square dimmable emergency	Cool white	6W	500
JC94578	FGLED6® Square non-dimmable emergency	Warm white	6W	450
JC94579	FGLED6® Square non-dimmable emergency	Cool white	6W	500

*10 year for domestic dwellings, 5 year for commercial properties. Requires online registration.

**LED Wattage = 6W Total Wattage = 7.2W max





FGLED3®

The cost effective fire-rated LED downlight

ULTRA EFFICIENT

3W LED

4.8W TOTAL WATTAGE

UP TO

79 LPCW

LUMENS PER CIRCUIT WATT

UP TO

380

LUMENS



✗ Replacement LED GU10 lamps

COMPROMISE RELIABILITY & LOOKS

- Typical 2 year warranty
- Not designed to operate within a can
- Heat build up reduces LED life
- Average life of just 15,000 hours



✓ FGLED3®

GUARANTEED QUALITY

- 10 year warranty for entire fitting
- Guaranteed performance & fire safety
- Unique design ensures adequate airflow
- Outstanding 50,000 hours lifetime



90°C

Operating
temperature



40°C

Operating
temperature

CLASSIFICATION

Class 1 ⚡

IP65 | 240V | Zone 1

LED



Warm white (3000K) | CRI: Ra (80)

Cool white (4000K) | CRI: Ra (80)

FINISH

Brushed nickel, chrome, white



CONSTRUCTION

Body - Pressed steel

Bezel - Die-cast aluminium

Max. void working temp. 30°C

CUTOUT SIZES

Ø72-74mm - 12.5mm thick

30 minute ceiling types

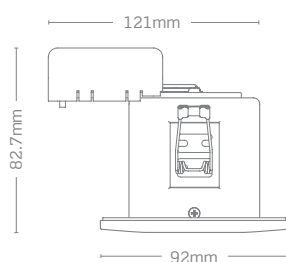
Ø79mm-81mm - 30mm thick

60-90 minute ceiling types



COMPATIBLE LED DIMMER

See page 238



FGLED3.

Cost effective fire-rated LED downlight



10 year

Extended warranty*



Dimmable

As standard



IP65

Suitable for bathrooms

- Dimmable as standard
- 82.7mm depth, ideal for shallow ceiling voids
- Ultra fast press-fit termination
- Up to 88% saving against halogen
- Advanced LED chips
- 50,000 hours life
- 38° beam angle

✓ JC94301CH



✓ JC94301BN



✓ JC94301WH



CODE	DESCRIPTION	COLOUR TEMP.	WATT**	LUMENS
JC94301	FGLED3® mains dimmable	Warm white	3W	320
JC94302	FGLED3® mains dimmable	Cool white	3W	380

*10 year for domestic dwellings, 5 year for commercial properties. Requires online registration.

**LED Wattage = 3W Total Wattage = 4.8W max

FGLED3. Tilt

NEW
PRODUCT

Tiltable version of FGLED3® for complete control

✓ **10 year**
Extended warranty*

✓ **Dimmable**
As standard

- 20° tiltable and 350° rotatable lens
- 88% energy saving against halogen
- Dimmable as standard
- Ideal for shallow ceiling voids (87mm high)
- Ultra fast press-fit termination
- Unique crystal clear engineered lenses

✓ JC94303CH



✓ JC94303BN



✓ JC94303WH



CLASSIFICATION

⚡ Class 1
IP20 | 240V | Zone 1

LED



Warm white (3000K) | CRI: Ra (80)
Cool white (4000K) | CRI: Ra (80)

FINISH

Brushed nickel, chrome, white



CONSTRUCTION

Body - Pressed steel
Bezel - Die-cast aluminium
Max. void working temp. 30°C

CUTOUT SIZES

Ø84-86mm



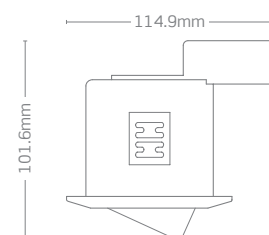
COMPATIBLE LED DIMMER

See page 238

CODE	DESCRIPTION	COLOUR TEMP.	WATT**	LUMENS
JC94303	FGLED3® Tilt mains dimmable	Warm white	3W	320
JC94304	FGLED3® Tilt mains dimmable	Cool white	3W	380

*10 year for domestic dwellings, 5 year for commercial properties. Requires online registration.

**LED Wattage = 3W Total Wattage = 4.8W max





FGLED3. Square

Cost effective fire-rated LED downlight

- ✓ **10 year**
Extended warranty*
- ✓ **Dimmable**
As standard
- ✓ **IP65**
Suitable for bathrooms
- ✓ **More options**
See pages 31 & 32

- Dimmable as standard
- 82.7mm depth, ideal for shallow ceiling voids
- Press-fit termination
- Up to 88% saving against halogen
- Advanced LED chips
- 50,000 hours life
- 38° beam angle

✓ JC94311CH



✓ JC94311BN



✓ JC94311WH



CLASSIFICATION

Class 1
IP65 | 240V | Zone 1

LED



Warm white (3000K) | CRI: Ra (80)
Cool white (4000K) | CRI: Ra (80)

FINISH

Brushed nickel, chrome, white



CONSTRUCTION

Body - Pressed steel
Bezel - Die-cast aluminium
Max. void working temp. 30°C

CUTOUT SIZES

Ø72-74mm - 12.5mm thick
30 minute ceiling types

Ø79mm-81mm - 30mm thick
60-90 minute ceiling types



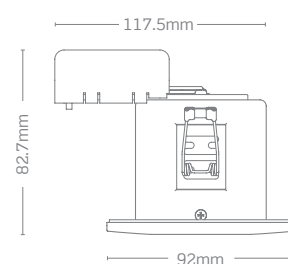
COMPATIBLE LED DIMMER

See page 238

CODE	DESCRIPTION	COLOUR TEMP.	WATT**	LUMENS
JC94311	FGLED3® Square dimmable	Warm white	3W	320
JC94312	FGLED3® Square dimmable	Cool white	3W	380

*10 year for domestic dwellings, 5 year for commercial properties. Requires online registration.

**LED Wattage = 3W Total Wattage = 4.8W max



CLASSIFICATION

Class 1 ⚡

IP65 | 240V | Zone 1

LED



Warm white (3000K) | CRI: Ra (80)

FINISH

Brushed nickel, chrome, white



CONSTRUCTION

Body - Pressed steel

Bezel - Die-cast aluminium

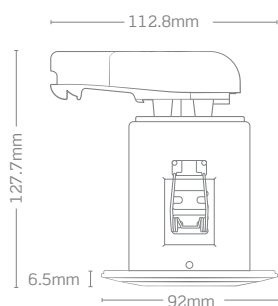
Max. void working temp. 30°C

CUTOUT SIZES

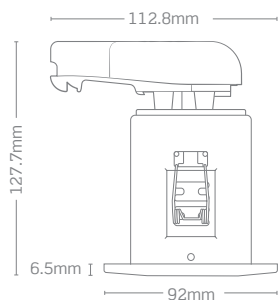
Ø72-74mm - 12.5mm thick
30 minute ceiling types

Ø79mm-81mm - 30mm thick
60-90 minute ceiling types

JC94507/11



JC94515/19



FGLED Anti-Glare

The quality of FGLED® with discreet light source



10 year
Extended warranty*



IP65
Suitable for bathrooms



Emergency
Versions available

- Recessed LED module
- Ideal for corridors, bars, restaurants and retail
- Black baffle to reduce glare
- Dimmable as standard
- 25° beam angle

✓ JC94507CH



✓ JC94515BN



CODE	DESCRIPTION	COLOUR TEMP.	WATT**	LUMENS
JC94507	FGLED® Anti-glare round dimmable	Warm white	6W	272
JC94515	FGLED® Anti-glare square dimmable	Warm white	6W	272
JC94511	FGLED® Anti-glare round dimmable emergency	Warm white	6W	272
JC94519	FGLED® Anti-glare square dimmable emergency	Warm white	6W	272

*10 year for domestic dwellings, 5 year for commercial properties. Requires online registration.

**LED Wattage = 6W Total Wattage = 7.2W

FGLED® Converter Plate

Available for FGLED3®, FGLED6® & FGLED10®

- Allows for the retrofit of standard FGLED10®, FGLED6® & FGLED3® units, where larger downlights were previously installed.
- Part B compliant (Fire-rated)
- Suitable for all ceilings types for cutouts 80-130mm in diameter
- Brushed nickel, chrome and white finish to match bezels
- IP65, suitable for bathrooms
- FGLED6® Tilt version available

✓ JC94180CH



CODE	DESCRIPTION
JC94180	FGLED10/6/3® converter plate
JC94184	FGLED6® Tilt converter plate* (IP20)

* Fitting not included

✓ JC94180BN

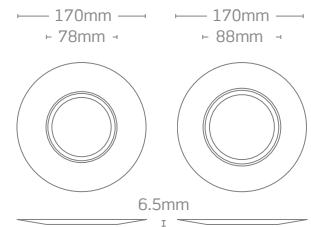


✓ JC94180WH



JC94180

JC94184



FGLED® Concealer Ring

Available for FGLED3®, FGLED6® & FGLED10®

- Subtle retrofit option for standard FGLED® units where the ceiling cutout may have suffered cosmetic damage. (Note: Does not maintain fire rated ceiling)
- For use with ceiling cut outs 80-110mm in diameter
- White finish to match standard ceiling colour
- Ideal for installing FGLED® into suspended ceilings
- IP20 rating

✓ JC94183



CODE	DESCRIPTION
JC94183	FGLED10/6/3® concealer ring white (5 pack)
JC94185	FGLED6® Tilt concealer ring (5 pack)

* Fitting not included

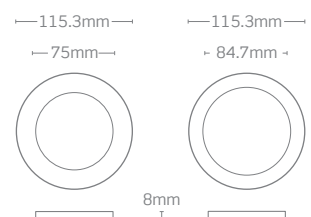


CUTOUT SIZES

JC94183 - Ø78mm
JC94185 - Ø88mm

JC94183

JC94185



CLASSIFICATION

Class 2 (earth provision) 
IP20 | 240V

LAMP (NOT SUPPLIED)

GU10 50W MAX

FINISH

Brushed nickel, chrome, white



CONSTRUCTION

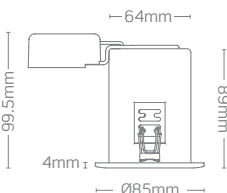
Body - Pressed steel

CUTOUT SIZES

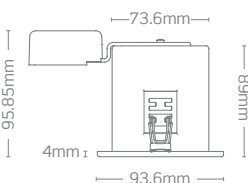
JC94113 - \varnothing 74mm

JC94114 - \varnothing 85mm

JC94113



JC94114



Twist & Lock Mains

UPGRADED
PRODUCT

Fire-rated twist and lock mains downlight



2 year
Product guarantee

- Fire-rated 240V 50W MAX downlights, maintaining the fire-rating of ceilings
- Twist & lock lamp retainer for easy lamp removal
- **NEW** press fit terminal, loop-in/loop-out
- Lamp not supplied

✓ JC94113WH



✓ JC94114CH



CODE	DESCRIPTION	LAMP
JC94113	Fire-rated twist & lock	GU10 50W MAX
JC94114	Fire-rated 15° tiltable twist & lock	GU10 50W MAX

Showerlight

Fire-rated enclosed IP65 downlight



2 year
Product guarantee



IP65
Suitable for bathrooms

- Fire-rated 240V showerlight
- IP65, suitable for use in bathrooms
- **NEW** Press fit terminal, loop-in/loop-out
- Lamp not supplied

✓ JC94110 BN



CLASSIFICATION

⚡ Class 1
IP65 | 240V | Zone 1

LAMP (NOT SUPPLIED)

GU10 50W MAX

FINISH

Brass, brushed nickel, chrome, white



CONSTRUCTION

Body - Pressed steel
Glass - Borasilicate front lens

CUTOUT SIZE

ø74mm

CODE

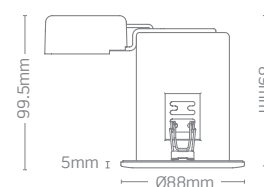
JC94110

DESCRIPTION


Fire-rated enclosed IP65 downlight

LAMP

GU10 50W MAX



CLASSIFICATION

Class 1 
IP20 | 240V

LAMP (NOT SUPPLIED)

QPAR16 50W GU10

FINISH

Brushed nickel, chrome, white

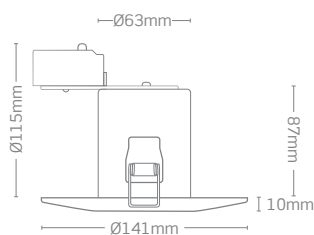


CONSTRUCTION

Body - Pressed steel

CUTOUT SIZES

ø89-125mm



Large Bezel Mains

Fire-rated large bezel downlight



2 year
Product guarantee

- Fire-rated downlight with a wide bezel
- Suitable for the ceiling aperture left by most large tungsten downlights
- Suitable for cutouts from 89-125mm
- Lamp not supplied

✓ JC94238WH



CODE

JC94238

DESCRIPTION

Fire-rated large bezel

LAMP

QPAR16 50W