



Skyblade®

Unique edge lit LED undershelf lighting

- Up to 50% energy savings against fluorescent
- Instant start up, flicker free
- Even light distribution on the work surface
- Micro USB modular system

Advanced LED lighting

10 year domestic and 5 year commercial extended warranty.
Requires online registration. Visit jcc.co.uk/warranty to register your product.



Skyblade®

Unique edge lit LED undershelf lighting

UP TO

100 LPCW

LUMENS PER CIRCUIT WATT

UP TO

800

LUMENS

EXTENDED

10 YEAR

WARRANTY




Strong, even light distribution

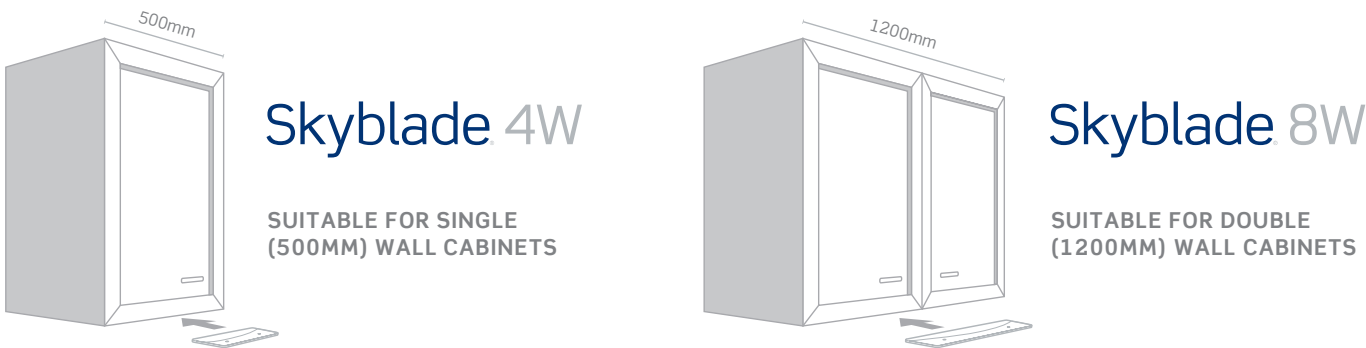
Skyblade's patented design uses Light Guide Board technology to throw the light on to the wall, the work surface and even further down the counter. Alongside one another, the beams from Skyblade® seamlessly blend into one, avoiding 'pools' of light and shadows that other light sources and even some LED fixtures create. All of this creates a clean, consistent level of light across the surface that not only enhances the appearance of any kitchen, but is also perfect for preparation areas.



Cool and warm white options to suit your kitchen decor



Two options, designed for standard cabinet sizes



Skyblade® 4W

DIRECT 8W T5 FLUORESCENT REPLACEMENT



385 Lumens
COOL WHITE (4000K)

350 lumens
WARM WHITE (3000K)



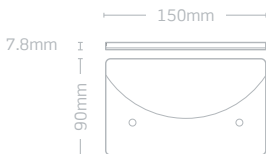
4W LED
TOTAL WATTAGE



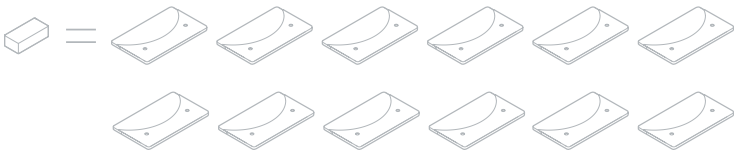
96 LpcW
LUMENS PER CIRCUIT WATT

- Designed for use with 500mm (single) wall cabinets
- Provides 50% energy saving against T5 fluorescent
- Designed for even light distribution on the work surface
- Simple and easy two point screw fit installation
- Easy to clean, wipeable surface
- On/off dimmer switch available
- Zero maintenance, no need to relamp
- **NEW** 48W LED driver

✓ JC83100



CONNECT UP TO TWELVE 4W SKYBLADE® FITTINGS
PER DRIVER, WHICH ENABLES UP TO 5M OF ILLUMINATION



CODE	DESCRIPTION	COLOUR TEMP.	LED	LUMENS	LPCW	IP
JC83100	Skyblade® undershelf LED c/w 750mm cable	4000K	4W	385	96	IP20
JC83102	Skyblade® undershelf LED c/w 750mm cable	3000K	4W	350	88	IP20

Skyblade® 8W

DIRECT 14W T5 FLUORESCENT REPLACEMENT



800 Lumens
COOL WHITE (4000K)

740 lumens
WARM WHITE (3000K)



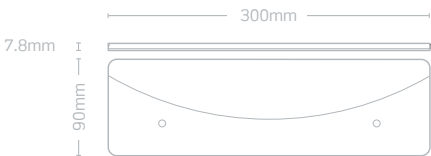
8W LED
TOTAL WATTAGE



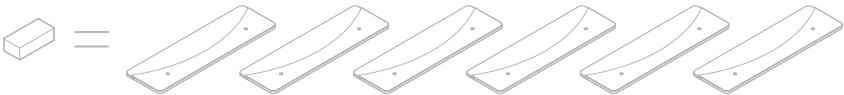
100 LpcW
LUMENS PER CIRCUIT WATT

- Designed for use with 1200mm (single) wall cabinets
- Provides 40% energy saving against T5 fluorescent
- Designed for even light distribution on the work surface
- Simple and easy two point screw fit installation
- Easy to clean, wipeable surface
- On/off dimmer switch available
- Zero maintenance, no need to relamp
- **NEW** 48W LED driver

✓ JC83101



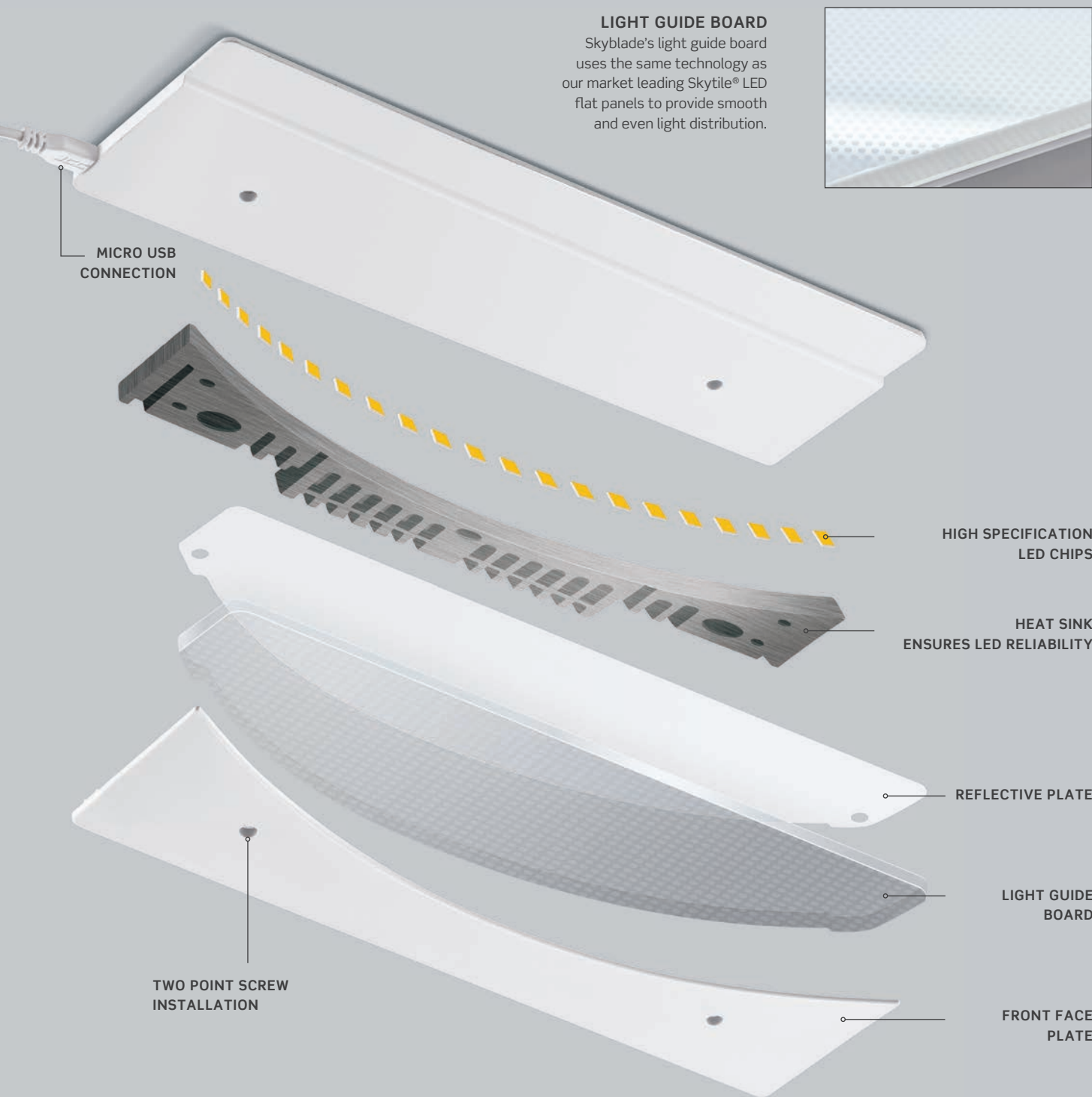
CONNECT UP TO SIX 8W SKYBLADE® FITTINGS
PER DRIVER, WHICH ENABLES UP TO 5M OF ILLUMINATION



CODE	DESCRIPTION	COLOUR TEMP.	LED	LUMENS	LPCW	IP
JC83101	Skyblade® undershelf LED c/w 900mm cable	4000K	8W	800	100	IP20
JC83103	Skyblade® undershelf LED c/w 900mm cable	3000K	8W	740	93	IP20


Unique edge lit LED technology

DESIGNED TO PROVIDE EVEN LIGHT DISTRIBUTION ON THE WORK SURFACE



Ultra slim design

ALLOWS FOR USE WITH CABINETS THAT DO NOT HAVE PELMETS



Mix and match Skyblades, up to 40W per driver

ENABLES UP TO 5M OF
ILLUMINATION PER DRIVER



^ 8W



MICRO USB MODULAR LIGHTING SYSTEM
DESIGNED FOR SIMPLE INSTALLATION

^ 4W

^ 8W

Step by step installation



- ① Ensure surface underneath cabinet is clean prior to installation.



- ② Drill a 15mm hole at the base of the cabinet unit.



- ③ Feed the micro USB from within the cabinet through the drilled hole.



- ④ Position Skyblade® in place and affix screws.



- ⑤ Connect micro USB to Skyblade®.



- ⑥ Attach cable clips underneath cabinet to discreetly secure the cable in place.



Skyblade 4W

CODE	DESCRIPTION	COLOUR TEMP.	LED	LUMENS	LPCW	IP
JC83100	Skyblade® undershelf LED c/w 750mm cable	Cool white	4W	385	96	IP20
JC83102	Skyblade® undershelf LED c/w 750mm cable	Warm White	4W	350	88	IP20

Skyblade 8W

CODE	DESCRIPTION	COLOUR TEMP.	LED	LUMENS	LPCW	IP
JC83101	Skyblade® undershelf LED c/w 900mm cable	Cool white	8W	800	100	IP20
JC83103	Skyblade® undershelf LED c/w 900mm cable	Warm White	8W	740	93	IP20

Skyblade Accessories

CODE	DESCRIPTION	COLOUR TEMP.	LED	LUMENS	LPCW	IP
JC83108	350mm cable + 2 x cable clips	-	-	-	-	IP20
JC83109	1200mm cable + 4 x cable clips	-	-	-	-	IP20
JC83110	1500mm cable + 5 x cable clips	-	-	-	-	IP20
JC83111	Cable adaptor female - female	-	-	-	-	IP20
JC83113	On/off dimming switch accessory	-	-	-	-	IP20
JC83114	48W 2amp 24V DC driver	-	-	-	-	IP20

Technical

LED	CONSTRUCTION	CLASS	FINISH
Warm White 3000K CRI: Ra (80) Cool White 4000K CRI: Ra (80)	Body - Polycarbonate	<input type="checkbox"/> Class 2 IP20 240V Maximum load per driver - 48W	White

Calculate your own cost saving

DOWNLOAD OUR COST SAVING CALCULATOR

Download JCC's free cost saving app to see how much money you could save by using any Skyblade® fitting. Simply enter the number of fittings that you require and see your precise energy reduction and cost savings.



JCC's cost saving app is available for free on both iOS & Android devices.

