

**JCC**® | a **LEVITON**®  
company



# NITEFLOOD®

Ultra stylish, **high output** LED floodlights

- 15W, 30W, 50W & 80W options
- Zero maintenance, no need to relamp
- Over 90% energy saving
- Quick & easy installation

Advanced **LED** lighting

5 year commercial extended warranty. (Niteflood® 50W only)  
Register online at [jcc.co.uk](http://jcc.co.uk)





We believe that a manufacturers' guarantee and warranty is your assurance of quality.

This is why we have always provided Niteflood® products with an industry leading two year product guarantee.

Our Niteflood® 50W fitting is now provided with our industry leading 5 year commercial extended warranty.

All of our products are independently tested to ensure that they perform to the highest standards.

**To register your warranty, simply go to:**

[jcc.co.uk/warranty](http://jcc.co.uk/warranty)

## Service & support

If you have any questions about the Niteflood® range please contact a member of our support team.

### Customer services

01243 **838999**

### Technical support

01243 **838986**

### Email

[sales@jcc.co.uk](mailto:sales@jcc.co.uk)

## NITEFLOOD® 15W



1200 lumens  
5700K



80 LpcW  
Lumens per circuit watt



15W LED  
Total wattage



2 year  
Product guarantee

## NITEFLOOD® 30W



2200 lumens  
5700K



73 LpcW  
Lumens per circuit watt



30W LED  
Total wattage



2 year  
Product guarantee

## NITEFLOOD® 50W



4000 lumens  
5700K



80 LpcW  
Lumens per circuit watt



50W LED  
Total wattage



5 year  
Extended Warranty

## NITEFLOOD® 80W



7400 lumens  
5700K



93 LpcW  
Lumens per circuit watt



80W LED  
Total wattage



2 year  
Product guarantee

## The direct **200W halogen replacement**

- Over 90% energy saving against halogen
- Instant start-up for added security
- IP44 PIR option available
- Stylish, compact design
- Available in black & white finishes



## The direct **50W HID replacement**

- High output domestic floodlights
- Multi-pivot bracket - suitable for corner mounting
- Tough durable design, vandal resistant
- Anti-humidity gland to prevent internal condensation
- Available in black and white finishes



## The direct **70W HID replacement**

- 30% energy saving against 70W HID
- Multi-pivot bracket - suitable for corner mounting
- Tough durable design, vandal resistant
- Anti-humidity gland to prevent internal condensation
- Driverless LED technology



## The direct **150W metal halide replacement**


- High output 80W LED floodlight
- Ideal for commercial & industrial areas with difficult access
- Ultra wide 160° beam angle
- Structural heat sink improves LED and driver longevity
- Easy fit bracket, supplied pre-wired



# Niteflood® 15W & 15W PIR

THE DIRECT 200W HALOGEN REPLACEMENT

Ultra durable, high quality design



**TOUGHENED GLASS**



**ANTI-CORROSIVE FINISH**



**HIGH GRADE CONSTRUCTION**

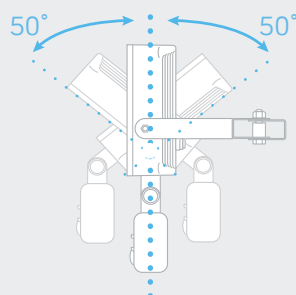
## Unique multi-directional pivot bracket

Niteflood® 15W features our unique multi-directional pivot bracket, which provides complete control when lighting driveways, gardens and walkways.

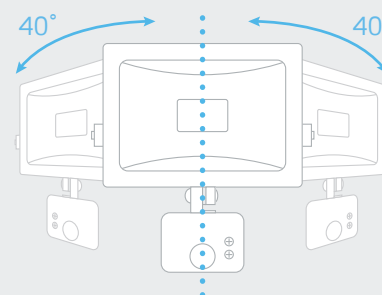


**CLEAR ACCESS TO FIXING POINT**

Simply tilt the fitting to access fixing points.



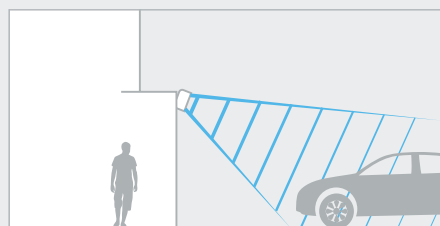
**50° TILTABLE**



**40° ROTATABLE**

## PIR vs. microwave sensing

WHY PIR IS MORE SUITABLE FOR DOMESTIC FLOODLIGHTING



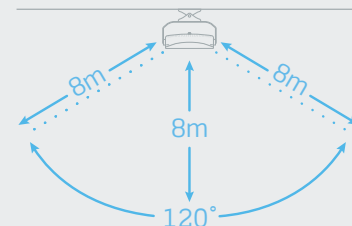
### ✓ PIR

- Complete control over detection area
- Great for targeted areas
- Suitable for walkways, driveways & doors



### ✗ MICROWAVE

- General movement detection leads to false triggering (e.g. leaves, wildlife, litter)
- 360° detection - more difficult to control
- Ability to sense through walls further increases unnecessary triggering



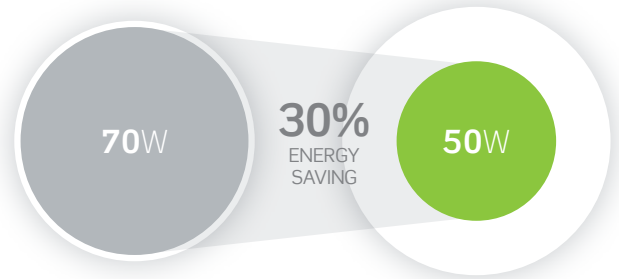
### PIR 8M DETECTION RANGE

- Adjustable hold time (5 secs – 8 mins)
- Built in daylight sensor, adjustable lux level
- 8m range when mounted at 2m height
- 120° field of detection
- IP44 PIR protection

# Niteflood® 50W

THE DIRECT 150W METAL HALIDE REPLACEMENT

Up to 30% energy saving  
against 70W HID



## The issues of SON

CCTV plays a pivotal role in ensuring properties are kept safe and secure and to ensure clear visibility, the correct light source must be used. SON lamps have an extremely poor CRI due to their typical colour temperature of 2700K. Niteflood® 50W produces an instant start, flicker free 5700K producing clear visual acuity, perfect for security lighting.

- ✗ Poor for CCTV
- ✗ Short lamp life
- ✗ Body degradation over time
- ✗ Can't use SON with occupancy detectors

## Covered by our outstanding 5 year commercial warranty

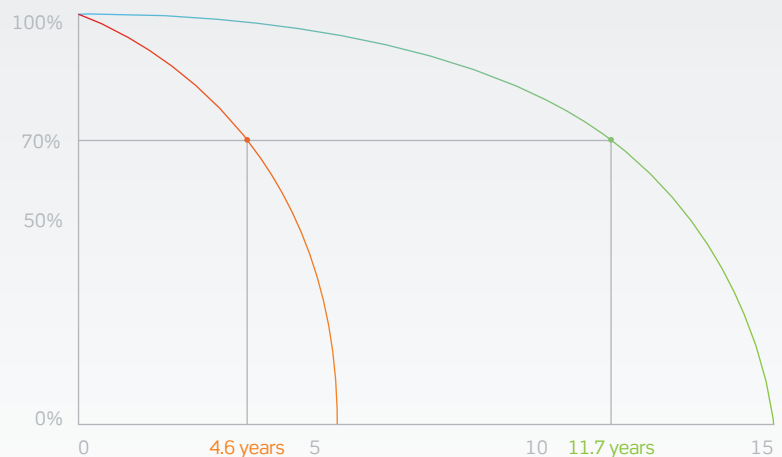
Our Niteflood® 50W fitting is now provided with our industry leading 5 year commercial extended warranty. Simply register online at [jcc.co.uk/warranty](http://jcc.co.uk/warranty).



## Outstanding lumen maintenance

As well as lamp life, lumen maintenance is also an important factor. Niteflood's life expectancy is rated at L70, this effectively means greater than 70% of the original lumen output is delivered by the fitting at 50,000 hours.\*

\* 50,000 hours for 30W & 50W Niteflood®. Based on usage of 12 hours a day, 365 days a year



# NITEFLOOD® 15W

## Direct 200W halogen replacement

- Over 90% energy saving against halogen
- Stylish, compact design
- Instant start-up for added security
- IP65 weather resistant
- Available in black and white finishes



1200 lumens  
5700K



80 LpcW  
Lumens per circuit watt



15W LED

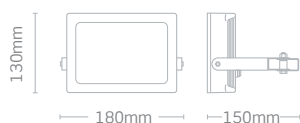


IP65

▼ JC45120BLK



▼ JC45120WH



**Code**  
JC45120

**Colour temperature**  
5700K

**Wattage**  
15W

**Lumens**  
1200

**LpcW**  
80

**IP rating**  
IP65

**PIR**  
No



# NITFI NNN® 15W

## Direct 200W halogen replacement with PIR

- Adjustable hold time - 5 seconds to 8 minutes.
- Built in daylight sensor with adjustable lux level
- 8m range when mounted at 2m
- 120° field of detection
- IP44 PIR protection
- Available in black and white finishes



1200 lumens  
5700K



80 LpcW  
Lumens per circuit watt

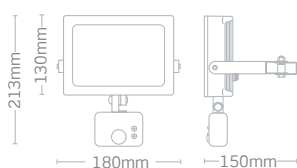


15W LED



IP44

▼ JC45121WH



Code	Colour temperature	Wattage	Lumens	LpcW	IP rating	PIR
JC45121	5700K	15W	1200	80	IP44	Yes



# NITEFLOOD® 30W

## Direct 50W HID replacement

- High output domestic floodlight
- Tough, durable design - vandal resistant
- Anti-humidity gland prevents internal condensation
- Instant start-up for added security
- Driverless LED technology
- Supplied pre-wired with 1.2m flex cable
- Available in black or white finishes



2200 lumens  
5700K



73 LpcW  
Lumens per circuit watt



30W LED



IP65

▼ JC45122WH



**Code**  
JC45122

**Colour temperature**  
5700K

**Wattage**  
30W

**Lumens**  
2200

**LpcW**  
73

**IP rating**  
IP65





# NITEFLOOD® 50W

## Direct 70W HID replacement

- 30% energy saving against 70W HID
- Tough, durable design - vandal resistant
- Anti-humidity gland prevents internal condensation
- Instant start-up for added security
- Driverless LED technology
- Supplied pre-wired with 1.2m flex cable
- Covered by our 5 year commercial warranty\*
- Available in black finish



4000 lumens  
5700K



80 LpcW  
Lumens per circuit watt



50W LED



IP65

▼ JC45123



**Code**  
JC45123

**Colour temperature**  
5700K

**Wattage**  
50W

**Lumens**  
4000

**LpcW**  
80

**IP rating**  
IP65



# NITEFLOOD® 80W

## Direct 150W metal halide replacement

- High output 80W LED floodlight
- Toughened glass LED lens
- IP65 weather resistant
- Enhance lens technology providing ultra wide 160° beam angle
- Ideal for commercial and leisure applications
- Structural heat sink improves LED & driver longevity
- Easy fit bracket, supplied pre-wired



7400 lumens  
6000K



93 LpcW  
Lumens per circuit watt

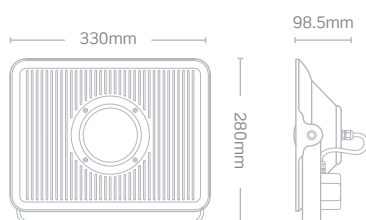


80W LED



IP65

▼ JC45112



**Code**  
JC45112

**Colour temperature**  
6000K

**Wattage**  
80W

**Lumens**  
7400

**LpcW**  
93

**IP rating**  
IP65







## NITEFLOOD® 15W & 15W PIR

Code	Description	Watt	Lumens
JC45120	Niteflood® LED floodlight	15W	1200
JC45121	Niteflood® LED floodlight with PIR	15W	1200

## NITEFLOOD® 30W

Code	Description	Watt	Lumens
JC45122	Niteflood® LED floodlight	30W	2200

## NITEFLOOD® 50W

Code	Description	Watt	Lumens
JC45123	Niteflood® LED floodlight	50W	4000

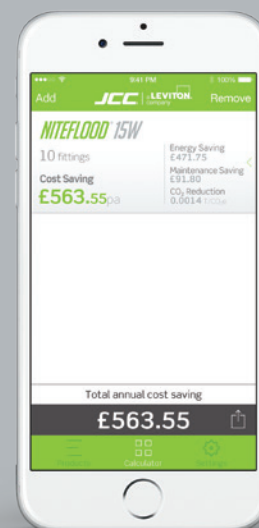
\*Requires online registration.

## NITEFLOOD® 80W

Code	Description	Watt	Lumens
JC45112	Niteflood® LED floodlight	80W	7400

**LED**  
5700K CRI: Ra (70)

**Construction**  
**Body** – Cast Aluminium  
**Lens** – Toughened Glass



## Calculate your cost savings

Download JCC's free cost saving app to see how much money you could save by using any Niteflood® fitting.

Simply enter the number of fittings that you require and see your precise energy reduction and cost savings.

Available on the  
**App Store**

GET IT ON  
**Google play**

JCC's cost saving app is available for **free** on both iOS & Android devices.



sales@jcc.co.uk | 01243 838999 | @jcclighting | jcc.co.uk

**JCC Lighting Products Ltd**  
Innovation Centre, Beeding Close,  
Southern Cross Trading Estate,  
Bognor Regis, West Sussex PO22 9TS