



# Doc M Shower Packs

First Edition







*The Dolphin Doc M Shower Pack range offers you a high quality solution to every modern washroom challenge*

## Contents

BC 7073 Shower Packs	4
BC 5073 Dolphin Recessed Doc M Shower Packs	7
BC 5073 Dolphin Exposed Doc M Shower Packs	8
Doc M Shower Room recommendations	9

### **Products used in this Prestigious Doc M shower:**

- BC5083-Doc4 Dolphin Stainless Steel Doc M Pack
- An extra BC5083-Doc6 Dolphin Stainless Steel Drop Down Bar
- BC706 Dolphin Combination Unit
- BC360 Dolphin Soap Dispenser
- DP600200 Dolphin Prestige Shower Seat
- BC721 Dolphin Stainless Steel Toilet Roll Holder
- DB582 Dolphin Stainless Steel Flush Plate





## **BC 5083-SHC Dolphin Stainless Steel Doc M Shower Pack Concealed**

- High quality brushed stainless steel Doc M compliant shower pack
- TMV3 and WRAS approved polished chrome valve and fittings

### **Pack contains:**

- Concealed shower valve
- Concealed 2 way diverter valve
- Riser rail, hose, handset and hose wall connector
- Overhead DB 1031 shower head
- 650mm projection fold-up shower seat
- 150mm projection padded backrest
- BC 5083-02 600mm grab rail x 3
- BC 5083-01 450mm grab rail x 1
- BC 5083-06 hinged support rail x 2
- BC 725 single robe hook x 2
- 1200 x 1200mm L-shaped curtain rail and 500mm ceiling stay
- 1830 x 1830mm weighted shower curtain x 2 with chrome hooks x 24

washrooms worth experiencing

technical helpline: 01424 20 22 24

e: [info@dolphindispensers.co.uk](mailto:info@dolphindispensers.co.uk)



## BC 5083-SHE Dolphin Stainless Steel Doc M Shower Pack Exposed

- High quality brushed stainless steel Doc M compliant shower pack
- TMV3 and WRAS approved polished chrome valve and fittings

### Pack contains:

- Exposed shower valve
- Exposed 2 way diverter valve
- Riser rail hose and handset
- Overhead DB 1032 shower head and chrome riser tube
- 650mm projection fold-up shower seat
- 150mm projection padded backrest
- BC 5083-02 600mm grab rail x 3
- BC 5083-01 450mm grab rail x 1
- BC 5083-06 hinged support rail x 2
- BC 725 single robe hook x 2
- 1200 x 1200mm L-shaped curtain rail and 500mm ceiling stay
- 1830 x 1830mm weighted shower curtain x 2 with chrome hooks x 24





## **BC 5083-SHV Dolphin Stainless Steel Doc M Shower Pack Valve-less**

- High quality brushed stainless steel Doc M compliant shower pack – supplied without valve and shower fittings

### **Pack contains:**

- No shower valve
- No 2 way diverter valve
- No riser rail, hose, handset and hose wall connector
- No overhead shower head
- 650mm projection fold-up shower seat
- 150mm projection padded backrest
- BC 5083-02 600mm grab rail x 3
- BC 5083-01 450mm grab rail x 1
- BC 5083-06 hinged support rail x 2
- BC 725 single robe hook x 2
- 1200 x 1200mm L-shaped curtain rail and 500mm ceiling stay
- 1830 x 1830mm weighted shower curtain x 2 with chrome hooks x 24

washrooms worth experiencing

technical helpline: 01424 20 22 24  
e: [info@dolphindispensers.co.uk](mailto:info@dolphindispensers.co.uk)



## BC 5073 Dolphin Recessed Doc M Shower Packs

### Doc M Shower pack recessed (18 items):

- 3 Grab bars 600mm
- 2 Drop-down rail 760mm
- 2 Grab bars 450mm
- 1 Lift-up shower seat
- 1 Backrest for seat (depth 125mm)
- 1 Shower curtain rail 1200 x 1200mm
- 2 Shower curtains – white PVC
- 1 Coat hook S/S
- 1 Dolphin Elite Thermostatic Shower – recessed
- 1 Large anti vandal shower head
- 1 Recessed diverter valve
- 1 Multi-mode shower kit – 1.5m hose
- 1 Wall outlet
- TMV 3 Approved

BCP Code	Description
BC 5073- SHCW	Dolphin Doc M Shower Packs – White epoxy coated Aluminium
BC 5073- SHCB	Dolphin Doc M Shower Packs – Blue epoxy coated Aluminium







## BC 5073 Dolphin Exposed Doc M Shower Packs

### Doc M Shower pack exposed (18 items):

- 3 Grab bars 600mm
- 2 Drop-down rail 760mm
- 2 Grab bars 450mm
- 1 Lift-up shower seat
- 1 Backrest for seat (depth 125mm)
- 1 Shower curtain rail 1200x1200mm
- 2 Shower curtain white PVC
- 1 Coat hook S/S
- 1 Dolphin Elite Thermostatic Shower – exposed
- 1 Large anti vandal shower head
- 1 Exposed diverter valve
- 1 Multi-mode shower kit – 1.5m hose
- 1 Riser pipe – 1m
- TMV 3 Approved

BCP Code	Description
BC 5073- SHEW	Dolphin Doc M Shower Packs – White epoxy coated Aluminium
BC 5073- SHEB	Dolphin Doc M Shower Packs – Blue epoxy coated Aluminium



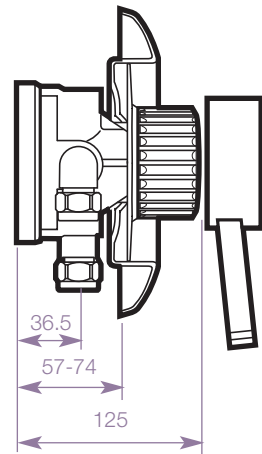
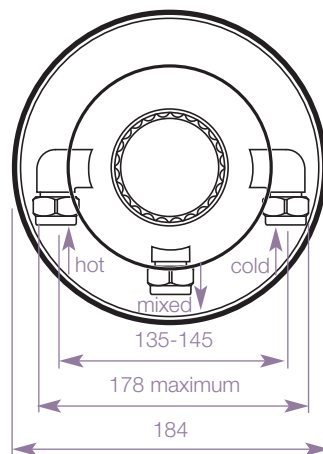
washrooms worth experiencing

technical helpline: 01424 20 22 24

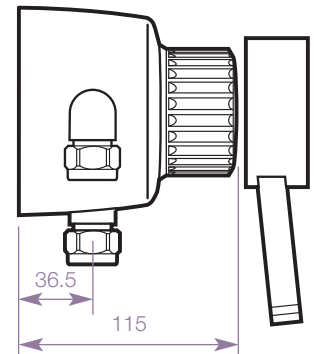
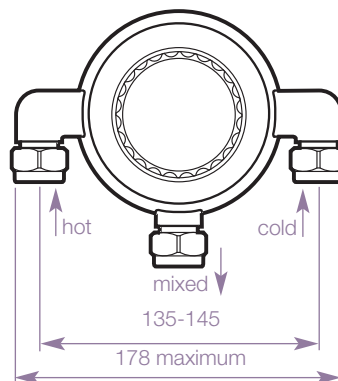
e: [info@dolphindispensers.co.uk](mailto:info@dolphindispensers.co.uk)

**8** Dolphin





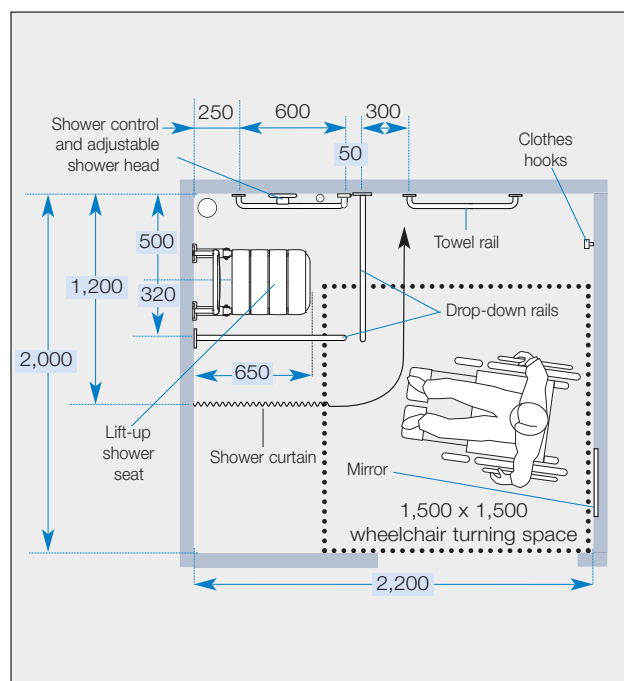
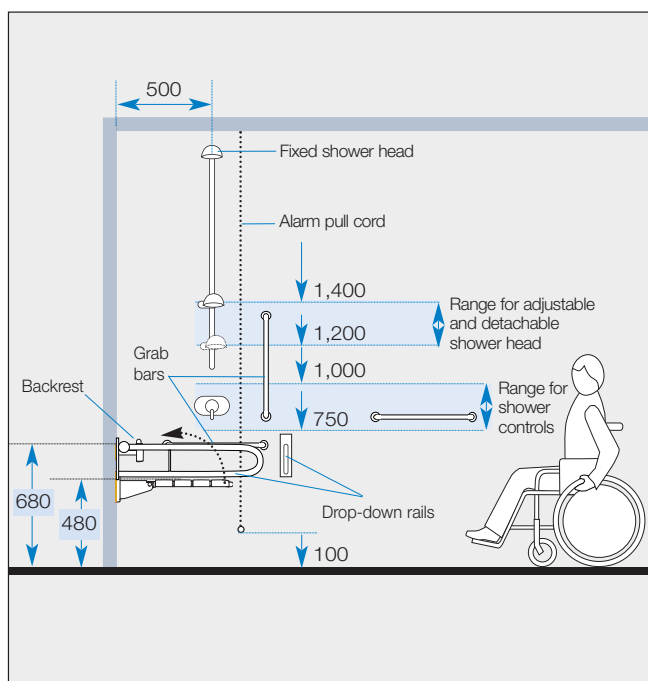
### Dolphin Elite Shower Valve used with the BC5073 Recessed Shower Pack



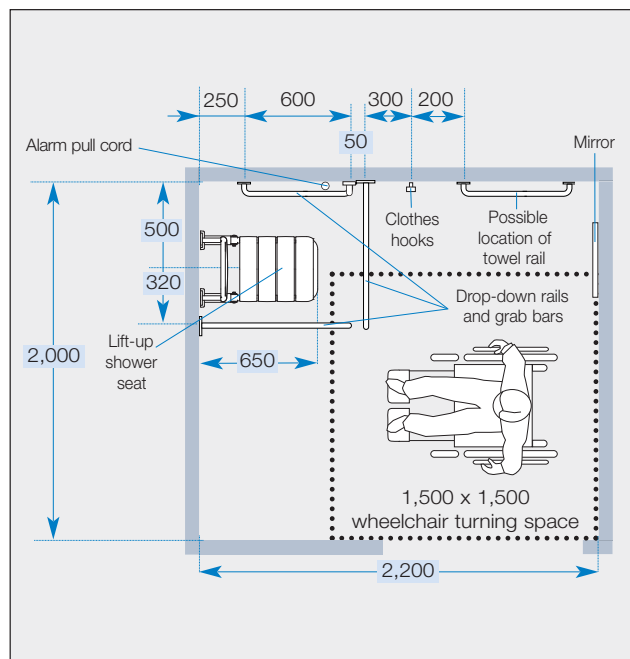
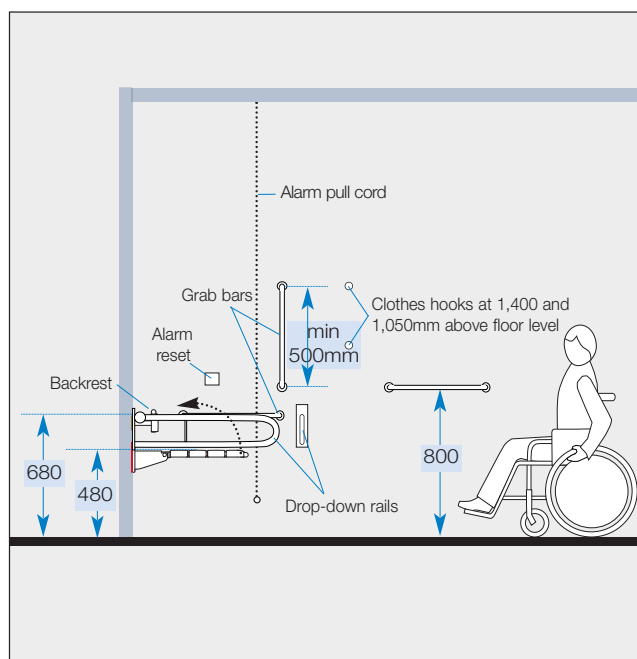
### Dolphin Elite Shower Valve used with the BC5073 Exposed Shower Pack

- Individual thermostatic shower mixer for recessed installation.
- Single sequential control with lever operation. Possibility to lock the maximum temperature at 41°C and regulated flow-rate enables water saving.
- Normal control temperature at 41°C. Adjustable temperature.
- 9 lpm flow regulator fitted in outlet connector. Top or bottom outlet.
- Connections (swivel unions) 15mm for compression fittings.
- Body in DZR brass, chrome plate finish. Cover and knob in ABS plastic, chrome plate finish. Thermostatic element in copper.
- WRAS & TMV3 Approved
- 3 year warranty
- Minimum pressure – 3 bar





An example of a self-contained shower room for individual use based on the document recommendations



An example of a self-contained changing room for individual use based on the document recommendations

washrooms worth experiencing

technical helpline: 01424 20 22 24

e: [info@dolphindispensers.co.uk](mailto:info@dolphindispensers.co.uk)



washrooms worth experiencing

Bell-Chem Products Company  
Southpoint, Compass Park, Bodiam, Robertsbridge  
TN32 5BS  
Tel: 01424 202224  
Fax: 01424 205200  
[www.dolphindispensers.co.uk](http://www.dolphindispensers.co.uk)  
[info@dolphindispensers.co.uk](mailto:info@dolphindispensers.co.uk)



washrooms worth experiencing

---

technical helpline: 01424 20 22 24

e: [info@dolphindispensers.co.uk](mailto:info@dolphindispensers.co.uk)

**8** Dolphin



washrooms worth experiencing

---

technical helpline: 01424 20 22 24  
e: [info@dolphindispensers.co.uk](mailto:info@dolphindispensers.co.uk)

**10** Dolphin

# Flush Frames

Blurb blurb blurb blurb etc Blurb blurb blurb blurb etc Blurb blurb blurb blurb  
etc Blurb blurb blurb blurb etc Blurb blurb blurb blurb etc

**DB581**

to follow

