


Brackenheath 

 **ispot**®
driverless *bulkhead series*



 ispot® **LED Bulkhead Brochure 2016**



ispot[®]

driverless *bulkhead series*

Whether your lighting requirement is an external wall, stairwell, corridor or communal area, the new range of Brackenheath ispot[®] driverless LED bulkhead's offer the right solution for you.

The unique, innovative stylish design is possible using high voltage LED chips and no driver.

Manufactured to the highest quality, available in 10W or 20W power consumption and boasting output offerings at >550lm and >1100lm respectively, with a black or white finish and an ultra slim fixture for the most discreet appearance.

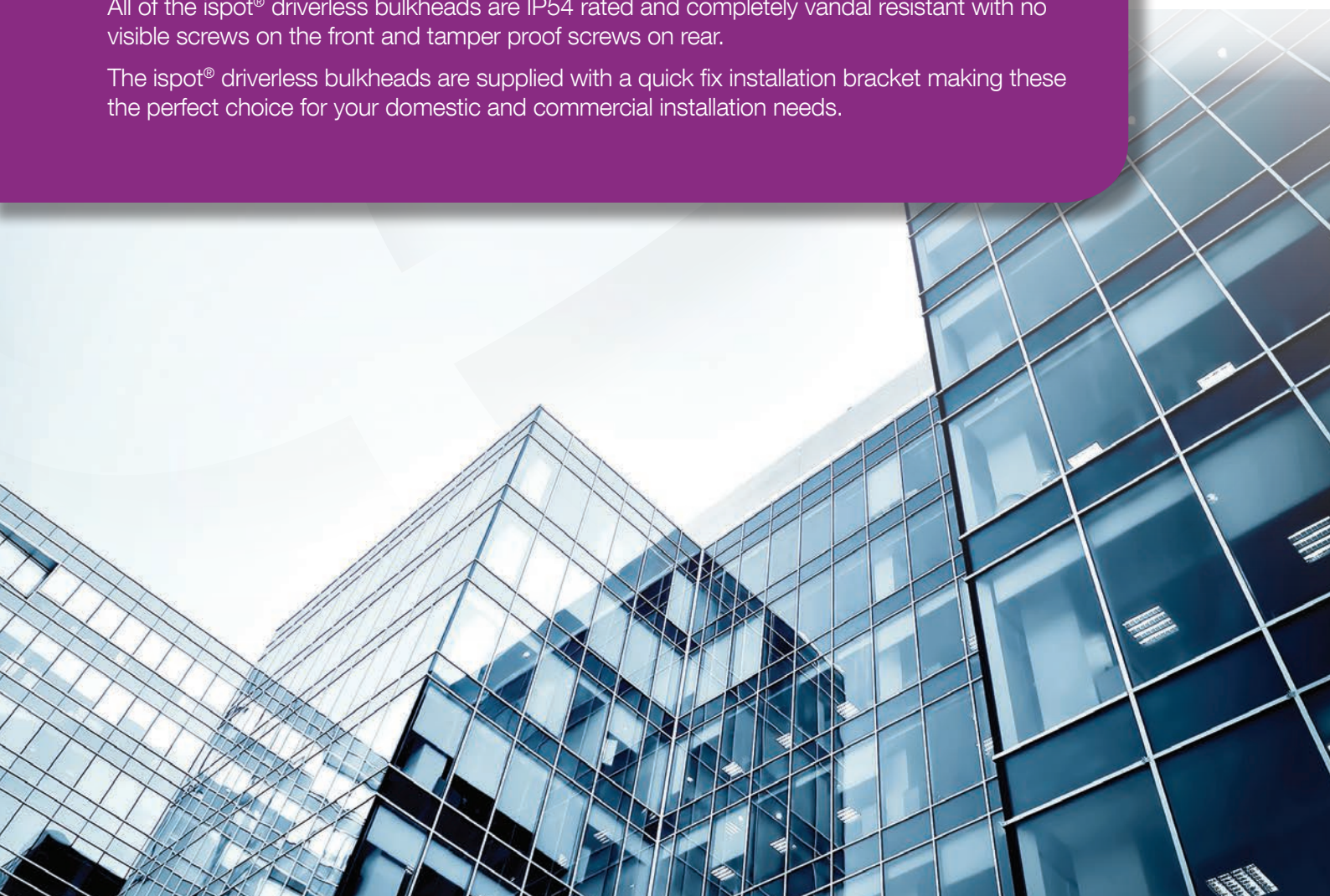
With the new range available in rectangular, square and circular options alongside an eyelid design... there is something on offer for everybody's personal taste and needs.

The new range offers excellent energy and money savings compared against the traditional incandescent and fluorescent with similar output equivalents.

Having a rated life expectancy of 30,000 hours means you can comfortably expect an average of 10 years of use and energy savings on top!

All of the ispot[®] driverless bulkheads are IP54 rated and completely vandal resistant with no visible screws on the front and tamper proof screws on rear.

The ispot[®] driverless bulkheads are supplied with a quick fix installation bracket making these the perfect choice for your domestic and commercial installation needs.



Contents

| | |
|------------------------------|-------|
| ispot® Lozenge PIR & Non-PIR | 4-5 |
| ispot® Revolution | 6-7 |
| ispot® Eclipse | 8-9 |
| ispot® Orbit | 10-11 |

Icon Guide

Our latest catalogue has been designed to make ordering the **Brackenheath** products both quick and easy; you will find icons to help locate products by key product features.



LED Icon

Indicates the product incorporates LED as the light source



Energy Saving Icon

Indicates the product incorporates an energy saving light source



Indoor Use Icon

Indicates the product is suitable for indoor use



Outdoor Use Icon

Indicates the product is suitable for outdoor use



2 Year Guarantee Icon

Indicates the product is supplied with a 2 year guarantee



ispot[®]

LOZENGE

PIR & Non-PIR

10W ▶ 20W



*Unique ultra-thin,
stylish design
– only 36mm deep*



*PIR detection distance 4m,
PIR detection range 90°*



*Distinctive, quick fix
installation bracket*



*Vandal resistant fitting with no
visible screws on front and
tamper proof screws on rear*



✓ *The bulkheads have cut outs either side allowing for surface clipped
supply cable to enter and exit the sides of the bulkheads whilst
maintaining a flush mounting to the wall or ceiling*

✓ *Available in both PIR and Non-PIR options*



ispot[®] **LOZENGE** PIR & Non-PIR

10W ▶ 20W



Warm white (3000K)
and daylight (5700K)
options available

FEATURES



- Innovative high voltage LED chip – no driver required
- Energy efficient super bright Nichia LED chip
- Available in daylight and warm white options
- High grade aluminium body and polycarbonate diffuser
- Impact resistant
- PIR detection range 90°
- PIR detection distance 4m
- PIR has a hold time of 120 seconds - non adjustable
- PIR Lux level – 70 lux - non adjustable
- No visible screws on front – Tamper proof screws on back
- Loop in/loop out connection (Non-PIR only)
- Available in black and white finishes
- Rated life of 30,000 hours
- PIR Version - 100-230V
- Non-PIR 220-240V
- IP54

| Wattage | Dimensions (LxHxD mm) | Beam Angle | Lumen Output | Colour Temperature | PIR | Finish | Product Code |
|---------|-----------------------|------------|--------------|--------------------|-----|--------|--------------|
| 10W | 220x130x36 | 110° | 550lm | 5700K | No | White | I9010W |
| 10W | 220x130x36 | 110° | 550lm | 5700K | No | Black | I9010B |
| 10W | 220x130x36 | 110° | 600lm | 5700K | Yes | White | I9018W |
| 10W | 220x130x36 | 110° | 600lm | 5700K | Yes | Black | I9018B |
| 10W | 220x130x36 | 110° | 550lm | 3000K | No | White | I9011W |
| 10W | 220x130x36 | 110° | 550lm | 3000K | No | Black | I9011B |
| 10W | 220x130x36 | 110° | 600lm | 3000K | Yes | White | I9019W |
| 10W | 220x130x36 | 110° | 600lm | 3000K | Yes | Black | I9019B |
| 20W | 220x130x36 | 110° | 1100lm | 5700K | No | White | I9020W |
| 20W | 220x130x36 | 110° | 1100lm | 5700K | No | Black | I9020B |
| 20W | 220x130x36 | 110° | 1200lm | 5700K | Yes | White | I9028W |
| 20W | 220x130x36 | 110° | 1200lm | 5700K | Yes | Black | I9028B |
| 20W | 220x130x36 | 110° | 1100lm | 3000K | No | White | I9021W |
| 20W | 220x130x36 | 110° | 1100lm | 3000K | No | Black | I9021B |
| 20W | 220x130x36 | 110° | 1200lm | 3000K | Yes | White | I9029W |
| 20W | 220x130x36 | 110° | 1200lm | 3000K | Yes | Black | I9029B |

ispot[®] REVOLUTION

10W ► 20W

Aesthetically pleasing square design bulkhead



*Super slim appearance
suitable for all domestic
and commercial applications*



*LED offers an energy saving
alternative to standard bulkheads*



The loop in loop out connections replicate a ceiling rose connection method. This allows for any existing cable to be re-used when replacing fittings with the ispot bulkheads, rather than having to re-wire to a certain spec of cable. This also eliminates the need for sightly junction boxes which are an additional expense.

ispot[®] REVOLUTION

10W ► 20W



FEATURES



- Innovative high voltage LED chip – no driver required
- Energy efficient super bright Nichia LED chip
- Available in daylight and warm white colour temperatures
- High grade aluminium body and polycarbonate diffuser
- Impact resistant
- No visible screws on front – Tamper proof screws on back
- Quick fix installation bracket
- Flush mounted
- Loop in/loop out connection
- Side cut outs to allow ease when linking more than one bulkhead
- 55lm/W
- 110° beam angle
- Available in black and white finishes
- Rated life of 30,000 hours
- 230V 50/60Hz
- IP54

| Wattage | Dimensions (LxHxD mm) | Beam Angle | Lumen Output | Colour Temperature | Finish | Product Code |
|---------|-----------------------|------------|--------------|--------------------|--------|--------------|
| 10W | 180x180x36 | 110° | 550lm | 5700K | White | I6010W |
| 10W | 180x180x36 | 110° | 550lm | 5700K | Black | I6010B |
| 10W | 180x180x36 | 110° | 550lm | 3000K | White | I6011W |
| 10W | 180x180x36 | 110° | 550lm | 3000K | Black | I6011B |
| 20W | 180x180x36 | 110° | 1100lm | 5700K | White | I6020W |
| 20W | 180x180x36 | 110° | 1100lm | 5700K | Black | I6020B |
| 20W | 180x180x36 | 110° | 1100lm | 3000K | White | I6021W |
| 20W | 180x180x36 | 110° | 1100lm | 3000K | Black | I6021B |



ispot[®] ORBIT

10W ▶ 20W

Discreet, circular appearance – only 36mm deep

Super bright Nichia LED chip

*Loop in/loop
out connections*



*Quick fix
installation bracket*



✓ *Vandal resistant and flush mounted fitting*

✓ *Rated life of 30,000 hours*

ispot[®] ORBIT

10W ▶ 20W



FEATURES




- Innovative high voltage LED chip – no driver required
- Energy efficient super bright Nichia LED chip
- Available in daylight and warm white colour temperatures
- High grade aluminium body and polycarbonate diffuser
- Impact resistant
- No visible screws on front – Tamper proof screws on back
- Quick fix installation bracket
- Flush mounted
- Loop in/loop out connection
- Side cut outs to allow ease when linking more than one bulkhead
- 55lm/W
- 110° beam angle
- Available in black and white finishes
- Rated life of 30,000 hours
- 230V 50/60Hz
- IP54

| Wattage | Dimensions (LxHxD mm) | Beam Angle | Lumen Output | Colour Temperature | Finish | Product Code |
|---------|-----------------------|------------|--------------|--------------------|--------|--------------|
| 10W | 140x140x36 | 110° | 550lm | 5700K | White | I8010W |
| 10W | 140x140x36 | 110° | 550lm | 5700K | Black | I8010B |
| 10W | 140x140x36 | 110° | 550lm | 3000K | White | I8011W |
| 10W | 140x140x36 | 110° | 550lm | 3000K | Black | I8011B |
| 20W | 160x160x36 | 110° | 1100lm | 5700K | White | I8020W |
| 20W | 160x160x36 | 110° | 1100lm | 5700K | Black | I8020B |
| 20W | 160x160x36 | 110° | 1100lm | 3000K | White | I8021W |
| 20W | 160x160x36 | 110° | 1100lm | 3000K | Black | I8021B |

ispot[®] ECLIPSE

20W

Striking and unique eyelid design



*80% energy saving
against traditional
halogen*

*High grade aluminium body
with polycarbonate diffuser*



Vandal resistant and flush mounted fitting



Super bright LED chip - 55lm/W

ispot® ECLIPSE

20W



FEATURES



- Innovative high voltage LED chip – no driver required
- Energy efficient super bright Nichia LED chip
- Available in daylight and warm white colour temperatures
- High grade aluminium body and polycarbonate diffuser
- Impact resistant
- No visible screws on front – Tamper proof screws on back
- Quick fix installation bracket
- Flush mounted
- Loop in/loop out connections
- Side cut outs to allow ease when linking more than one bulkhead
- 55lm/W
- 110° beam angle
- Available in black and white finishes
- Rated life of 30,000 hours
- 230V 50/60Hz
- IP54

| Wattage | Dimensions (LxHxD mm) | Beam Angle | Lumen Output | Colour Temperature | Finish | Product Code |
|---------|-----------------------|------------|--------------|--------------------|--------|--------------|
| 20W | 180x180x40 | 110° | 1100lm | 5700K | White | I5020W |
| 20W | 180x180x40 | 110° | 1100lm | 5700K | Black | I5020B |
| 20W | 180x180x40 | 110° | 1100lm | 3000K | White | I5021W |
| 20W | 180x180x40 | 110° | 1100lm | 3000K | Black | I5021B |

For more information
and any pricing enquiries
please feel free to contact
the sales team or your local
sales representative.

Brackenheath 

Kingsway House
2-8 Laporte Way, Luton
Bedfordshire, England
LU4 8RJ

Telephone: +44 (0) 1582 544 590
Fax: +44 (0) 1582 544 591
email: sales@brackenheath.co.uk

www.brackenheath.co.uk