



**CONDUIT SYSTEMS
FOR ELECTRICAL WIRES
AND CABLES:**

**ANACONDA SEALTITE[®],
MULTIFLEX, MULTITITE,
ANA-QUICK, HIPROJACKET,
THERMOJACKET**

 **ANAMET EUROPE**
YOUR CONDUIT SYSTEM SPECIALIST








































SUBJECT	ITEM	PAGE
GENERAL	CONTENT PAGE	0 - 2
	CONDUIT SELECTION TABLE	0 - 4
	FITTING SELECTION TABLE	0 - 8
	COMPANY PROFILE	0 - 10
MULTIFLEX	CONDUIT SELECTION TABLE	1 - 1
	FCEN /SL / SLI / SLI-316 CONDUIT	1 - 2
	FITTINGS FOR SL/SLI CONDUIT	1 - 9
	SLI-CAP CONDUIT	1 - 16
	FITTINGS FOR SLI-CAP CONDUIT	1 - 17
	SLB CONDUIT	1 - 19
	FITTINGS FOR SLB CONDUIT	1 - 20
	UIG CONDUIT	1 - 21
	UI CONDUIT	1 - 22
	FITTINGS FOR UIG / UI CONDUIT	1 - 23
	FITTINGS FOR UI CONDUIT	1 - 31
	UI-CAP CONDUIT	1 - 37
	FITTINGS FOR UI-CAP CONDUIT	1 - 38
	RWA CONDUIT	1 - 41
	FITTINGS FOR RWA CONDUIT	1 - 42
	ANAFLEX CONDUIT	1 - 44
	FITTINGS FOR ANAFLEX CONDUIT	1 - 45
MULTITITE	CONDUIT SELECTION TABLE	2 - 1
	FCD GREY CONDUIT	2 - 2
	FCD BLACK CONDUIT	2 - 3
	FCE BLACK CONDUIT	2 - 4
	FCE-LFH BLACK CONDUIT	2 - 5
	FCE-PU-V0 BLACK CONDUIT	2 - 6
	FITTINGS IP 54 FOR FCD / FCE CONDUIT	2 - 7
	FITTINGS IP 65 FOR FCD / FCE CONDUIT	2 - 10
FITTINGS IP 68 FOR FCD / FCE CONDUIT	2 - 13	
ANACONDA SEALTITE	CONDUIT SELECTION TABLE	3 - 1
	EF-M GREY / BLACK CONDUIT	3 - 2
	EF GREY / BLACK CONDUIT	3 - 4
	OR BLACK / BLUE CONDUIT	3 - 6
	HC BLACK CONDUIT	3 - 8
	HCX BLACK CONDUIT	3 - 9
	HFX BLACK / BLUE CONDUIT	3 - 10
	HFX-V0 BLACK CONDUIT	3 - 12
	ZHLS BLACK CONDUIT	3 - 13
	HTDL BLACK CONDUIT	3 - 14
	HTUA GREY CONDUIT	3 - 15
	ZHUA BLACK CONDUIT	3 - 16
	CW BLUE CONDUIT	3 - 17
SEALTITE SPECIAL	CONDUIT SELECTION TABLE	4 - 1
	HCI BLACK / BLUE CONDUIT	4 - 2
	HFI BLACK / BLUE CONDUIT	4 - 4
	HCXI BLACK CONDUIT	4 - 6
	HCI - 316 BLACK CONDUIT	4 - 7
	EF-L GREY CONDUIT	4 - 8
	SHIELDTITE / SHIELDTITE Z1 GREY CONDUIT	4 - 9
	FG WHITE CONDUIT	4 - 11
	AS BLACK CONDUIT	4 - 12
	NWC BLACK CONDUIT	4 - 13
	SEALTITE FITTINGS	FITTING SELECTION TABLE
NICKEL PLATED BRASS FITTINGS		5 - 2
STAINLESS STEEL AISI-304 FITTINGS		5 - 14
STAINLESS STEEL AISI-316 FITTINGS		5 - 16
ZINC DIECAST FITTINGS		5 - 23
GALVANISED STEEL FITTINGS		5 - 24

CONTENT PAGE

CONTENT PAGE

















































SUBJECT	ITEM	PAGE
SPECIAL FITTINGS	POWERCONNECTOR ADAPTER	6 - 2
	PROXIMITY SWITCH ADAPTER	6 - 5
	ACCESSORIES NICKEL PLATED BRASS	6 - 8
	ACCESSORIES STAINLESS STEEL	6 - 15
ATEX FITTINGS	ENGINEERING DATA	7 - 1
	FITTING SELECTION TABLE	7 - 3
	AS BLACK CONDUIT	7 - 5
	HFI BLUE CONDUIT	7 - 6
	BXA ATEX CABLE-HOSE FITTINGS	7 - 7
	RNA / RAA ATEX CABLE-HOSE FITTINGS	7 - 9
	BXC ATEX SWIVEL ADAPTER	7 - 17
	RNC ATEX ADAPTER	7 - 21
ALL-PLASTIC	CONDUIT SELECTION TABLE	8 - 1
	CNP ORANGE / GREY CONDUIT	8 - 2
	FITTINGS FOR CNP CONDUIT	8 - 4
	NMUA GREY CONDUIT	8 - 6
	NMSF GREY CONDUIT	8 - 7
	FITTINGS FOR NMUA / NMSF CONDUIT	8 - 8
	NMFG BLUE CONDUIT	8 - 11
	FITTINGS FOR NMFG CONDUIT	8 - 12
	MPC GREY CONDUIT	8 - 13
	MPU BLUE CONDUIT	8 - 14
	FITTINGS FOR MPC / MPU CONDUIT	8 - 15
ANA-QUICK PROFI	CONDUIT SELECTION TABLE	9 - 1
	PA6L BLACK CONDUIT	9 - 2
	PA6S BLACK / GREY CONDUIT	9 - 3
	PA6SU BLACK CONDUIT	9 - 5
	PA6V0 BLACK CONDUIT	9 - 6
	PA12S BLACK CONDUIT	9 - 7
	PP BLACK CONDUIT	9 - 8
	PA6DUO / PP-MOD DUO BLACK CONDUIT	9 - 9
	FITTINGS FOR ANA-QUICK PROFI CONDUIT	9 - 12
	GIGANT PA6 / PP / PUR CONDUIT	9 - 22
	FITTINGS FOR GIGANT CONDUIT	9 - 25
	HEAT PROTECTION PRODUCTS	PRODUCT SELECTION TABLE
ENGINEERING DATA		10 - 2
HIPROJACKET AERO SPACE GRADE		10 - 3
HIPROJACKET INDUSTRIAL GRADE		10 - 5
FITTINGS FOR HIPROJACKET		10 - 7
HIPROJACKET LIGHT		10 - 8
HIPRO TAPE		10 - 9
HIPRO TAPE LIGHT		10 - 10
HIPROSILTAPE		10 - 11
HIPRO BLANKET WRAP HEAVY		10 - 12
HIPROBLANKET WRAP LIGHT		10 - 14
THERMOJACKET S		10 - 15
THERMOJACKET LIGHT		10 - 17
HIPRO BLANKET		10 - 18
SILICA BLANKET		10 - 21
GENERAL		ANACONDA CONDUIT INSTALLATION MANUAL
	ANACONDA FITTING INSTALLATION MANUAL	11 - 1
	ANACONDA FITTING OVERVIEW	11 - 2
	CHEMICAL RESISTANCE	11 - 4
	PARTNUMBER - PAGE REFERENCE	11 - 8
	ANAMET WORLD WIDE COMPANY ADDRESSES	11 - 15

Metal conduit selection table.

Metal conduit	Material	Material	Temp. (°C)		Resistance (NEN-EN-IEC 61386)			Flexibility	Resistance		Approvals	Protection	Page	
			Min.	Max.	Compr.	Impact	Tensile		UV	Oil				
 FCEN / SL	Galvanised steel	-	-55	+300	4 (1250N)	4 (6J)	4 (1000N)	+++	++++	++++		IP 40	1-02 1-06	
 SLI / SLI-316	Stainless steel	-	-100	+600	4 (1250N)	4 (6J)	4 (1000N)	+++	++++	++++		IP 40	1-07 1-08	
 SLI-CAP	Stainless steel AISI-304	-	-100	+600	3 (750N)	3 (2J)	3 (500N)	++++	++++	++++		IP 40	1-16	
 SLB	Galvanised steel with stainless steel braid	-	-55	+300	4 (1250N)	4 (6J)	4 (1000N)	++++	++++	++++		IP 40	1-19	
 UIG	Galvanised steel	-	-55	+300	5 (4000N)	4 (6J)	4 (1000N)	++++	++++	++++		IP 40	1-21	
 UI	Stainless steel AISI-304	-	-100	+600	5 (4000N)	4 (6J)	4 (1000N)	++++	++++	++++		IP 40	1-22	
 UI-CAP	Stainless steel AISI-304	-	-100	+600	5 (4000N)	4 (6J)	4 (1000N)	++++	++++	++++		IP 40	1-37	
 RWA	Aluminium	-	-45	+260	4 (1250N)	4 (6J)	3 (500N)	++	++++	++++	 		IP 40	1-41
 Anaflex	Stainless steel AISI-316L	-	-70	+250	3 (750N)	3 (2J)	4 (1000N)	++++	++++	++++			IP 69K	1-44
 FCD Gr. / BI.	Galvanised steel	PVC-RoHS	-20	+80	3 (750N)	3 (2J)	3 (500N)	+++	++	++		IP 67	2-02 2-03	
 FCE Black	Galvanised steel	PVC-RoHS	-20	+80	4 (1250N)	4 (6J)	4 (1000N)	++++	++++	++		IP 67	2-04	
 FCE-LFH Black	Galvanised steel	Polyolefin Halogen-free RoHS	-25	+80	4 (1250N)	4 (6J)	4 (1000N)	++++	++++	++		IP 67	2-05	
 FCE-PU-V0 BI.	Galvanised steel	Polyurethane Halogen-free RoHS	-50	+105	4 (1250N)	4 (6J)	4 (1000N)	++++	++++	++++	 		IP 67	2-05
 EF-M Gr./BI.	Galvanised steel	PVC-RoHS	-20	+60	3 (750N)	4 (6J)	4 (1000N)	++	+++	+++		IP 67	3-02 3-03	
 EF Grey / Black	Galvanised steel	PVC-RoHS	-25	+70	4 (1250N)	4 (6J)	4 (1000N)	+++	+++	+++		IP 67	3-04 3-05	
 OR Black / Blue	Galvanised steel	PVC-RoHS	-15	+100	4 (1250N)	4 (6J)	4 (1000N)	+++	++++	++++		IP 67	3-06 3-07	
 HC Black	Galvanised steel	PVC-RoHS	-45	+105	4 (1250N)	4 (6J)	4 (1000N)	+++	++++	++++		IP 67	3-08	

METAL CONDUIT SELECTION TABLE

Metal conduit selection table.

Metal conduit	Material	Material	Temp. (°C)		Resistance (NEN-EN-IEC 61386)			Flexibility	Resistance		Approvals	Protection	Page
			Min.	Max.	Compr.	Impact	Tensile		UV	Oil			
 HCX Black	Galvanised steel	TPE-RoHS	-55	+145	4 (1250N)	4 (6J)	4 (1000N)	++++	+++	++		IP 67	3-09
 HFX Black/Blue	Galvanised steel	TPU Halogen-free RoHS	-55	+105	4 (1250N)	4 (6J)	4 (1000N)	++++	++++	++++		IP 67	3-10 3-11
 HFX-V0 Black	Galvanised steel	TPU Halogen-free RoHS	-50	+105	4 (1250N)	4 (6J)	4 (1000N)	++++	++++	++++	  	IP 67	3-12
 ZHLS Black	Galvanised steel	Polyolefin Halogen-free RoHS	-25	+80	4 (1250N)	4 (6J)	4 (1000N)	+++	++++	++		IP 67	3-13
 HTDL Black	Galvanised steel	PVC-RoHS	-45	+105	4 (1250N)	4 (6J)	4 (1000N)	+++	++++	++++	  	IP 67	3-14
 HTUA Grey	Galvanised steel	PVC-RoHS	-45	+105	4 (1250N)	4 (6J)	4 (1000N)	+++	++++	++++	  	IP 67	3-15
 ZHUA Black	Galvanised steel	TPU Halogen-free RoHS	-45	+80	4 (1250N)	4 (6J)	4 (1000N)	++++	++++	++++	 	IP 67	3-16
 HCI BI/Blue	Stainless steel AISI-304	PVC-RoHS	-45	+105	4 (1250N)	4 (6J)	4 (1000N)	+++	++++	++++		IP 67	4-02 4-03
 HFI Black	Stainless steel AISI-304	TPU Halogen free RoHS	-55	+105	4 (1250N)	4 (6J)	4 (1000N)	++++	++++	++++	 	IP 67	4-04 4-05
 HCXI Black	Stainless steel AISI-304	TPE-RoHS	-55	+145	4 (1250N)	4 (6J)	4 (1000N)	++++	+++	++		IP 67	4-06
 HCI 316 Black	Stainless steel AISI-316	PVC-RoHS	-45	+105	4 (1250N)	4 (6J)	4 (1000N)	+++	++++	++++		IP 67	4-07
 EF-L Grey	Aluminium	PVC-RoHS	-20	+60	3 (750N)	3 (2J)	3 (500N)	+++	++++	+++		IP 67	4-08
 Shieldtite Grey	Bronze	PVC-RoHS	-45	+105	4 (1250N)	4 (6J)	4 (1000N)	+++	++++	++++		IP 67	4-09
 Shieldtite Z1	Bronze	TPU Halogen free RoHS	-45	+105	4 (1250N)	4 (6J)	4 (1000N)	++++	++++	++++	  	IP 67	4-10
 FG White	Galvanised steel	PVC-RoHS	-20	+60	4 (1250N)	4 (6J)	4 (1000N)	+++	++	+++	  	IP 67	4-11
 AS Black	Galvanised steel	PVC-RoHS	-20	+70	4 (1250N)	4 (6J)	4 (1000N)	+++	++++	+++	 	IP 67	4-12
 NWC Black	Galvanised steel	PE-RoHS	-40	+90	4 (1250N)	4 (6J)	4 (1000N)	+	+++	+++	 	IP 67	4-13

METAL CONDUIT SELECTION TABLE

Plastic conduit selection table.

All-Plastic	Material	Material	Temperature		Resistance (NEN-EN-IEC 61386)			Flexibility	Resistance		Approvals		Protection Class	Page
			Min.	Max.	Compr.	Impact	Tensile		UV	Oil				
 CNP Orange	PVC, Nylon reinforced - RoHS	-	-20	+60	1 (125N)	3 (2J)	4 (1000N)	++	++++	++++	UL, SF, PG GOST-R	IP 67	8-02 8-03	
 NMUA Grey	PVC, PVC reinforced - RoHS	-	-20	+80	2 (320N)	3 (2J)	4 (1000N)	+++	++++	+++	UL, SF, PG GOST-R	IP 67	8-06	
 NMSF Grey	PVC, PVC reinforced - RoHS	-	-20	+80	1 (125N)	3 (2J)	4 (1000N)	++++	+++	+++	PG GOST-R	IP 67	8-07	
 NMFG Blue	PVC, PVC reinforced - RoHS	-	-20	+60	1 (125N)	3 (2J)	4 (1000N)	++++	+++	+++	FDA, PG GOST-R	IP 67	8-11	
 MPC Grey	Metal spiral	PVC - RoHS	-20	+70	3 (750N)	3 (2J)	1 (100N)	++++	+++	++		IP 67	8-13	
 MPU Blue	Metal Spiral	TPU Halogen-free RoHS	-40	+90	3 (750N)	3 (2J)	1 (100N)	++++	+++	++++		IP 67	8-14	
 PA6L Black	Polyamide PA6 Halogen-free	-	-40	+120	1 (125N)	1 (0,5J)	1 (100N)	++++	++++	++++	UL-94 HB	IP 67	9-02	
 PA6S Black	Polyamide PA6 Halogen-free	-	-40	+120	2 (320N)	2 (1J)	2 (250N)	++++	++++	++++	UL-94 HB, RU	IP 67	9-03	
 PA6S Grey	Polyamide PA6 Halogen-free	-	-40	+120	2 (320N)	2 (1J)	2 (250N)	++++	+++	++++	UL-94 HB, RU	IP 67	9-04	
 PA6SU Black	Polyamide PA6 Halogen-free	-	-40	+120	2 (320N)	2 (1J)	2 (250N)	++++	++++	++++	UL-94 HB, RU	IP 67	9-05	
 PA6V0 Black	Polyamide PA6 Halogen-free	-	-40	+120	3 (750N)	3 (2J)	3 (500N)	++++	++++	++++	UL-94 V0, NF EN 45545, RU	IP 67	9-06	
 PA12S Black	Polyamide PA12 Halogen-free	-	-40	+120	2 (320N)	2 (1J)	2 (250N)	++++	++++	++++	UL-94 HB	IP 67	9-07	
 PP-Mod Black	Polypropylene PP-Mod	-	-40	+135	1 (125N)	1 (0,5J)	1 (100N)	++++	++++	++++	UL-94 V2	IP 67	9-08	
 PA6S DUO	Polyamide PA6 Halogen-free	-	-40	+120	2 (320N)	2 (1J)	2 (250N)	++++	++++	++++	UL-94 HB	IP 54	9-09 9-10 9-11	
 GIG PA6 Black	Polyamide PA6 Halogen-free	-	-40	+120	2 (320N)	2 (1J)	2 (250N)	+++	++++	++++	UL-94 HB	IP 67	9-22	
 GIG PA6 Grey	Polyamide PA6 Halogen-free	-	-40	+120	2 (320N)	2 (1J)	2 (250N)	+++	++++	++++	UL-94 HB	IP 67	9-22	
 GIG PP Black	Polypropylene PP-Mod	-	-40	+135	1 (125N)	1 (0,5J)	1 (100N)	++++	++++	++++	UL-94 V2	IP 67	9-23	

PLASTIC CONDUIT SELECTION TABLE

Product selection table Anamet heat protection products.

Product	Material	Material	Temp. (°C)		Temperature short term		Resistance		Approvals	Page
			Continue		20 min.	15-30 sec.	Oil	Splash		
Type	Innercore	Cover	Min.	Max.						
 Hiprojacket Aero	Glass fibre	Silicone Halogen-free RoHS	-55	+260	+800°C	+1640°C	++++	++++	  	10-03 10-04
 Hiprojacket Industrial	Glass fibre	Silicone Halogen-free RoHS	-55	+260	+800°C	+1640°C	++++	++++		10-05 10-06
 Hiprojacket Light	Glass fibre	Silicone Halogen-free RoHS	-55	+260	+538°C	+1200°C	++++	++		10-08
 Hiprotape	Glass fibre	Silicone Halogen-free RoHS	-55	+260	+800°C	+1640°C	++++	++++		10-09 10-10
 Hiprosiltape	-	Silicone Halogen-free RoHS	-55	+260	-	-	++++	++		10-11
 Hiproblanket Wrap H	Glass fibre	Silicone Halogen-free RoHS	-55	+260	+800°C	+1640°C	++++	++++		10-12 10-13
 Hiproblanket Wrap Light	Glass fibre	Silicone Halogen-free RoHS	-55	+260	+538°C	+1200°C	++++	++		10-14
 Thermojacket	Glass fibre Saturated	-	-55	+538	-	-	-	-		10-15 10-17
 Hiproblanket light	Glass fibre	Silicone Halogen-free RoHS	-55	+260	+800°C	+1200°C	++++	++		10-18
 Hiproblanket	Glass fibre	Silicone Halogen-free RoHS	-55	+260	+800°C	+1640°C	++++	++++		10-19 10-20
 Silicajacket	Silica fibre	-	-55	+1090	-	-	-	-		10-21

HEAT PROTECTION PRODUCTS SELECTION TABLE

Fitting selection table standard Anaconda / Anamet fittings.

Fitting	Material	Temperature (°C)		Thread size range			Approvals	Sealtite		Multiflex (UI/UIG)	
		Min.	Max.	ISO	Pg	NPT		Page	IP	Page	IP
 Straight compact	Nickel plated brass	-45	+105	M16 to M63	Pg 11 to Pg 48	1/2" to 2"	UL SP	5-02	67	1-23	40
 90° compact	Nickel plated brass	-45	+105	M16 to M63	Pg 11 to Pg 48	1/2" to 2"	UL SP	5-02	67	-	-
 Swivel	Nickel plated brass	-45	+105	M16 to M63	Pg 11 to Pg 29	-	PG GOST-R	5-05	67	1-24	40
 Straight slim	Nickel plated brass	-45	+105	M12 to M20	Pg 7 to Pg 9	-	PG GOST-R	5-07	67	1-38	40
 Straight	Nickel plated brass	-45	+105	M12 to M105	Pg 7 to Pg 48	1/2" to 4"	UL SP	5-07	67	1-25	40
 Female	Nickel plated brass	-45	+105	M16 to M63	Pg 11 to Pg 48	1/2" to 2"	RU C US	5-08	67	1-26	40
 45°	Nickel plated brass	-45	+105	M16 to M63	Pg 11 to Pg 48	1/2" to 2"	UL SP	5-08	67	-	-
 90°	Nickel plated brass	-45	+105	M16 to M63	Pg 11 to Pg 48	1/2" to 2"	UL SP	5-08	67	1-26	40
 Cable-hose (EMC)	Nickel plated brass	-40	+100	M16 to M63	Pg 9 to Pg 29	1/2" to 3/4"	PG GOST-R	5-09	67	1-26	40
 Cable-hose BXA	Nickel plated brass	-60	+80	M16 to M40	-	1/2" to 1.1/4"	Ex ATEX IEC	7-07	67		
 Cable-hose RNA	Nickel plated brass	-70	+220	M16 to M40	-	1/2" to 1.1/4"	Ex ATEX IEC	7-09	67		
 Hose adapter RNC	Nickel plated brass	-70	+220	M16 to M75	Pg 11 to Pg 48	1/2" to 3"	Ex ATEX IEC	7-21	67		
 Straight	Zinc die casted	-40	+105	M50 to M63	-	2.1/2" to 4"		5-23	67	1-30	40
 Straight	Galvanised steel	-55	+300	M16 to M32	Pg 11 to Pg 48	1/2" to 4"	UL SP	5-24	67		
 45°	Galvanised steel	-55	+300	M16 to M32	Pg 11 to Pg 48	1/2" to 4"	UL SP	5-24	67		
 90°	Galvanised steel	-55	+300	M16 to M32	Pg 11 to Pg 48	1/2" to 4"	UL SP	5-24	67		
 Box connector	Galvanised steel	-55	+300	-	-	3/8" to 2"	UL SP	5-26	67		

FITTING SELECTION TABLE

Fitting selection table stainless steel Anaconda / Anamet fittings.

Fitting	Material	Temperature (°C)		Thread size range			Approvals	Sealite		Multiflex (UI/UG)	
		Min.	Max.	ISO	Pg	NPT		Page	IP	Page	IP
 Straight	Stainless steel AISI-304	-45	+105	M16 to M63	-	1/2" to 2"	UL SP	5-14	67	1-25	40
 Straight	Stainless steel AISI-304	-45	+105	M16 to M50	Pg 11 to Pg 48	1/2" to 1"	UL SP	5-16	67	1-25	40
 45°	Stainless steel AISI-304	-45	+105	M16 to M25	-	1/2" to 3/4"	UL SP	5-16	67	-	-
 90°	Stainless steel AISI-304	-45	+105	M16 to M25	Pg 11 to Pg 29	1/2" to 1"	UL SP	5-17	67	1-26	40
 Cable-hose	Stainless steel AISI-304	-40	+100	M16 to M20	-	-	PG GOST-R	5-17	67	1-26	40
 Straight	Stainless steel AISI-316	-45	+105	M16 to M63	-	-	FDA PG GOST-R	5-20	68	-	-
 Straight	Stainless steel AISI-316	-45	+105	M16 to M32	Pg 16 to Pg 29	1/2" to 1"	UL SP	5-19	67	1-28	40
 90°	Stainless steel AISI-316	-45	+105	-	-	1/2" to 3/4"	UL SP	5-19	67	-	-
 Swivel	Stainless steel AISI-316	-45	+105	-	-	1/2" to 1"	PG GOST-R	5-21	66	-	-
 Cable-hose BX A	Stainless steel AISI-316	-60	+80	M16 to M40	-	1/2" to 1.1/4"	Ex ATEX IEC	7-08	67	-	-
 Cable-hose RNA	Stainless steel AISI-316	-70	+220	M16 to M40	-	1/2" to 1.1/4"	Ex ATEX IEC	7-13	67	-	-
 Hose adapter RNC	Stainless steel AISI-316	-70	+220	M16 to M75	Pg 11 to Pg 48	1/2" to 3"	Ex ATEX IEC	7-24	67	-	-

FITTING SELECTION TABLE

Company profile

Anamet Europe BV is a specialist in the field of flexible hoses for the transfer of fluids and gases as well as conduit systems for the protection of electrical cables. As a part of Anamet Inc. we are able to service and support our customers worldwide with our specialism and solve all sorts of technical problems with the installation and protection of hoses, piping and cables in a variety of applications.

As a manufacturer of these systems we are not only able to supply the necessary components but are also able to deliver assembled products fully in accordance with your specifications. For over 70 years we have supplied flexible hose systems into steelworks, power plants, machine builders, trains, automotive, oil & gas, military and food equipment. This experience and our drive to work closely together with our customers to find the optimum solution to their needs has made us a specialist in flexible hose connections.



Quality

By the implementation of a quality system based on the international standard ISO 9001:2000 we do not only assure that our products fully comply to your requirements, but also that we are continuously working to improve our internal processes and service levels to enable us to satisfy your highest demands.

Our manufacturing facility is located in Amsterdam, the Netherlands. Our production conforms to the latest standards and is executed by highly qualified personnel.

We are certified to the European PED (Pressure Equipment Directive) for the production of hoses used in the transportation of fluids and gasses.

To assist you in making the right choice from our program of conduit systems all of our protective hoses have been tested and classified to the International standard NEN-EN-IEC 61386. By using this classification it is easy to select the conduit system that conforms to your requirements. The correct selection is of highest importance for the continuity of your processes!



Design

Do you have a problem in the field of flexible connections? Be sure to make the right choice, not by simply selecting a supplier, but by selecting the right "partner". Choose for Anamet Europe BV.

A team of well trained and enthusiastic engineers is waiting to assist you. By using Computer Aided Design in combination with the various research- and test methods in our laboratory, we will jointly define the best solution to your problem.

Production facilities

In our production facility in Amsterdam we avail of a wide range of production- and test equipment. We can provide mechanical machining such as cutting, rolling, grinding, winding, braiding, drilling and turning but also connecting techniques such as TIG- and MIG welding, spot welding, glueing, soldering and crimping.

With our qualified production workers we are able to manufacture and supply the full range of metal hoses according to customer specifications. Whether these are large series of standard hoses for the building and construction industry or highly qualified single hoses for specialistic applications in the petrochemical industry, in diameters from 1/4" up/incl. 14", in stainless steel, bronze or monel; we stand ready to serve you.

Besides this it is good to know that every metal hose assembly is tested before leaving the factory, on leakage but on demand also on strength. From simple testing with nitrogen under water till vacuum testing with Helium gas for monel hoses. In every possible situation we can guarantee the integrity and quality of our products.



COMPANY PROFILE

Stainless steel metal hoses

Anamet Europe B.V. corrugated stainless steel metal hoses have various industrial applications where high demands are set for movement, absorption of vibration or compensation to misalignment of piping systems.

The advantage of stainless steel metal hoses compared to rubber and plastic hoses are the high temperature resistance of -200 °C till +600 °C as well as their chemical resistance to many aggressive fluids and gasses. They are diffuse tight and not sensitive for aging. These specific characteristics in combination with our design capabilities make our products into one of the most reliable flexible connections.

Metal hoses are often used under extreme conditions. To prevent premature failure we can supply many optional accessories like protective casing, spring wire, isolation, shrink sleeve, liners or heat protection covers. The execution of a metal hose is however first of all defined by nature and frequency of movement, work- and test pressure, medium, temperature, environmental conditions, weld specifications and required certifications. An optimum design is most important for this type product, which in itself is a small part of the installation, that can cause enormous problems or losses in case of premature failure. Therefore it is important to select the right partner for this type hoses: consult us and we will prove to be the right partner for you, backed by our 70 years of experience.



Anaconda Sealtite products

One of the best known products of Anamet worldwide, is the Anaconda Sealtite conduit, which in combination with a broad range of Anaconda fittings, provides a durable and liquid tight protection for cabling in a variety of applications. Anaconda Sealtite, a flexible liquid tight conduit, consisting of a spirally wound interlocking metal inner core with an extruded liquid tight cover, is available in a wide range of variations. Whether you need protection against oil, dust, chemicals, heat and cold, radiation, explosive environments, shielding against EMC, zero halogen covers, or just mechanical protection and ease of installation, we have a solution for every specific need. For high demand markets like the train industry, nuclear power plants, military or shipbuilding we have specific solutions. These products are tested and approved for each of these specific application areas. As the environment is an important issue for us, we offer a full range, produced worldwide in conformity to the European guideline RoHS. We also have a range of products approved by the Underwriters Lab. and Canadian Standard Association for equipment that is exported to the USA or Canada.

In addition we have a full range of non-covered metal conduits and a full plastic-line (with e.g. polyamide) and a complete range of matching fittings and accessories for each of the conduits in our program. Unique are our Anaflex click fittings, power- and proximity switch adapters, stainless steel fittings in straight, 45° and 90° as well as our ATEX approved explosion proof fittings. The majority of the products in our program are available from stock.


Our team of experts stands ready at any time, to give you advice on the most suitable product for your specific application, thus providing you with the best guarantee for the continuation of your production processes.



Heat protective products

Anamet Europe B.V. has a wide range of heat resistant products in many different forms, shapes and sizes. The combination of woven glass fibre covered with a layer of iron-oxide silicone rubber results in a product that has good isolation and excellent heat protective characteristics. Our Hiprojacket sleeves and Hiproblankets can withstand temperatures from +260 °C continuously till +800 °C for approx. 20 minutes and even +1640 °C for 15-30 seconds. In addition we offer Thermo jacket, made from woven glass fibre saturated with a high temperature resistant coating, which can withstand +538 °C on a continuous basis. These products are suitable for protection of cables and wires, hydraulic hoses and air piping against intense heat radiation and the hazard of molten metal splashes. They find their application where heat is an issue, like in the glass industry, steelworks, ovens, foundries and special machine building. In addition to the standard program we offer custom made solutions. We can offer product like curtains, coverings for robotic installations or compensators. For retro fit to existing installation we can supply product in the form of wrap with Velcro closure with additional press-buttons or turnbuckles. Our experts can give you the advise you need for your specific situation.





























**CONDUIT SYSTEMS
FOR ELECTRICAL WIRES
AND CABLES:**

ANACONDA MULTIFLEX

 **ANAMET EUROPE**
THE MANUFACTURER OF ANACONDA MULTIFLEX

Conduit selection table Anaconda Multiflex.

Multiflex	Material	Material	Temp. (°C)		Resistance (NEN-EN-IEC 61386)			Flexibility	Resistance		Approvals		Protection Class	Page
			Min.	Max.	Compr.	Impact	Tensile		UV	Oil				
 FCEN	Galvanised steel	-	-55	+300	4 (1250N)	4 (6J)	4 (1000N)	+++	++++	++++		IP 40	1-02	
 SL	Galvanised steel	-	-55	+300	4 (1250N)	4 (6J)	4 (1000N)	+++	++++	++++		IP 40	1-06	
 SLI	Stainless steel AISI-304	-	-100	+600	4 (1250N)	4 (6J)	4 (1000N)	+++	++++	++++		IP 40	1-07	
 SLI-316	Stainless steel AISI-316	-	-100	+600	4 (1250N)	4 (6J)	4 (1000N)	+++	++++	++++		IP 40	1-08	
 SLI-CAP	Stainless steel AISI-304	-	-100	+600	3 (750N)	3 (2J)	3 (500N)	++++	++++	++++		IP 40	1-16	
 SLB	Galvanised steel with stainless steel braid	-	-55	+300	4 (1250N)	4 (6J)	4 (1000N)	++++	++++	++++		IP 40	1-19	
 UIG	Galvanised steel	-	-55	+300	5 (4000N)	4 (6J)	4 (1000N)	++++	++++	++++		IP 40	1-21	
 UI	Stainless steel AISI-304	-	-100	+600	5 (4000N)	4 (6J)	4 (1000N)	++++	++++	++++		IP 40	1-22	
 UI-CAP	Stainless steel AISI-304	-	-100	+600	5 (4000N)	4 (6J)	4 (1000N)	++++	++++	++++		IP 40	1-37	
 RWA	Aluminium	-	-45	+260	4 (1250N)	4 (6J)	3 (500N)	++	++++	++++	 	IP 40	1-41	
 Anaflex	Stainless steel AISI-316L	-	-70	+250	3 (750N)	3 (2J)	4 (1000N)	++++	++++	++++	 	IP 69K	1-44	

CONDUIT SELECTION TABLE

The fittings for Multiflex are outlined on the next page after the conduit and/or in chapter 5.





Multiflex FCEN: very flexible and robust

FCEN is a very flexible, multipurpose conduit that is made of galvanised steel. The areas of application are extensive. On rolling stock it can be used to protect cables on underfloor, roof and wall applications, CCTV, passenger information systems, door locking systems. The robust, galvanised steel construction makes it suitable for protecting cables in rail stations which are exposed to rodent and vandal attack.

Material & Construction:

Construction: Galvanised steel core, square-locked.

Temperature: -55 °C to +300 °C.

Colour: Metal coloured.



Classification according to NEN-EN-IEC 61386:

Compression resistance: Class 4, Heavy (1250 N).

Impact resistance: Class 4, Heavy (6 J).

Tensile strength: Class 4, Heavy (1000 N).

Protection class: IP 40.



Square locked

**ANACONDA
MULTIFLEX**

**CONDUIT
TYPE
FCEN**

FCEN	Diametre		Bending radius		Small Coil		Standard Coil		Large Coil		Weight (Kg/m)
	Size (mm)	Inside (mm)	Outside (mm)	Static (mm)	Dynamic (mm)	Metre	Article No.	Metre	Article No.	Metre	
12	10,0	13,0	30	45	-	-	25	370.012.2	50	370.012.5	0,15
16	13,0	16,0	45	60	10	370.016.1	25	370.016.2	50	370.016.5	0,20
20	17,0	20,5	50	70	10	370.020.1	25	370.020.2	50	370.020.5	0,26
25	21,2	25,0	60	80	10	370.025.1	25	370.025.2	50	370.025.5	0,30
32	28,1	32,0	70	90	10	370.032.1	25	370.032.2	-	-	0,65

The fittings for Multiflex FCEN are outlined on page 1-03.



Size Multitite	DN	10	12	16	18	20	25	32	40	50	-	-	-
Fittings	ISO	M10	M12 / M16	M16 / M20	M20	M20	M25	M32	M40	M50 / M63	-	-	-
	PG	7	9	11 / 13,5	13,5	16	21	29	36	48	-	-	-
	NPT	-	-	1/2"	-	1/2"	3/4"	1"	-	-	-	-	-



Anaconda IP 40 nickel plated brass fittings for Multiflex FCEN

These nickel plated brass Anamet fittings are similar to the standard fittings for Multitite type FCE, but the caps are adjusted to be used with Multiflex type FCEN. The 2-piece fittings are universal, offer excellent corrosion protection in combination with a good appearance. In addition to the mentioned straight fittings, other types or custom made solutions are also possible.



Material & Construction:

Construction: Nickel plated brass fitting, consisting of 2 parts (cap and body).

Material: Cap and body are nickel plated brass.

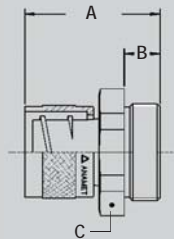
Temperature: -55 °C till +260 °C continuous.

Protection class: IP 40.

Colour: Metal.

ANACONDA MULTIFLEX

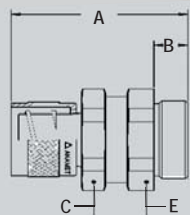
FITTINGS FOR TYPE FCEN IP 40



ISO straight fitting, fixed, male, nickel plated brass.



Thread	FCEN Size (DN)	Min. Internal Bore (mm)	Dimensions in mm					Standard Package	Article Number	Weight (Kg/100)
			A	B	C	D	E			
M12 x 1,5	12	8,5	26	10	18	-	-	10	256.012.0	1,8
M16 x 1,5	12	8,5	26	10	18	-	-	10	256.015.0	2,0
M16 x 1,5	16	11,2	27	10	20	-	-	10	256.016.0	2,3
M20 x 1,5	16	11,2	27	10	22	-	-	10	256.017.0	2,6
M20 x 1,5	20	15,2	27	10	24	-	-	10	256.020.0	3,0
M25 x 1,5	25	19,2	32	12	30	-	-	5	256.025.0	5,4
M32 x 1,5	32	25,9	35	13	38	-	-	5	256.032.0	8,1



ISO straight fitting, swivel, male, nickel plated brass.



Thread	FCEN Size (DN)	Min. Internal Bore (mm)	Dimensions in mm					Standard Package	Article Number	Weight (Kg/100)
			A	B	C	D	E			
M12 x 1,5	12	8,5	34	10	18	-	18	10	256.112.0	2,4
M16 x 1,5	12	8,5	34	10	18	-	18	10	256.115.0	3,1
M16 x 1,5	16	11,2	36	10	20	-	20	10	256.116.0	3,9
M20 x 1,5	16	11,2	36	10	20	-	22	10	256.117.0	4,2
M20 x 1,5	20	15,2	37	10	24	-	24	10	256.120.0	4,9
M25 x 1,5	25	19,2	43	12	30	-	30	5	256.125.0	8,8
M32 x 1,5	32	25,9	47	13	38	-	38	5	256.132.0	13,3



Anaconda Compact nickel plated brass fittings for Multiflex FCEN

The nickel plated fittings series "compact" developed for Anaconda Seallite conduits, can be used also for FCEN conduits replacing the standard polyamide clamping ring with a metal clamping ring adapter for FCEN, hereunder illustrated. These compact fittings have a shorter thread and are lighter in weight than their standard Anaconda fittings, but their quality remains very high. All ferrules have been machine turned to ensure a neat fit while the high quality finish of the nickel plated brass fittings protects them against corrosion and gives them a nice appearance.

Material & Construction:

Construction: Nickel plated brass fitting, consisting of 4 parts (counter nut, clamping ring, ferrule and body).

Material: Counter nut and body are nickel plated brass. Clamping ring and ferrule are brass passivated. O-rings are from NBR (black for ISO metric and blue).

Temperature: -55 °C till +260 °C continuous.

Protection class: IP 40.

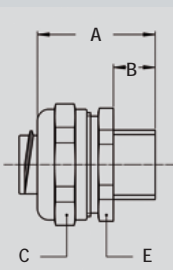
Colour: Metal.

Connection set, nickel plated brass, for combination with Multiflex type FCEN.



Thread	FCEN	Min. Internal Bore (mm)	Fitting thread size			Standard Package	Article Number	Weight (Kg/100)
	Size (mm)		ISO	Pg	NPT			
-	12	8,3	M16 x 1,5	Pg 11	1/2" NPT	10	817.310.3	1,8
-	16	11,2	M16 x 1,5	Pg 11	1/2" NPT	10	817.312.3	2,2
-	20	15,2	M20 x 1,5	Pg 16	1/2" NPT	10	817.316.3	2,6
-	25	19,2	M25 x 1,5	Pg 21	3/4" NPT	5	817.320.3	3,8
-	32	25,9	M32 x 1,5	Pg 29	1" NPT	5	817.326.3	4,2

ISO straight compact fitting, male, nickel plated brass (including metal clamping ring).

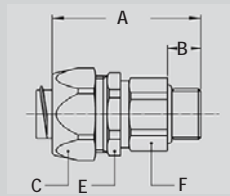


Thread ISO	FCEN	Min. Internal Bore (mm)	Dimensions in mm					Standard Package	Article Number	Weight (Kg/100)
	Size (mm)		A	B	C	D	E			
M16 x 1,5	12	8,3	30	10	26	-	24	10	712.015.3	4,2
M20 x 1,5	12	8,3	30	10	26	-	24	10	712.014.3	4,4
M16 x 1,5	16	11,2	30	10	26	-	24	10	712.016.3	4,2
M20 x 1,5	16	11,2	30	10	26	-	24	10	712.017.3	4,4
M20 x 1,5	20	15,2	32	10	29	-	27	10	712.020.3	5,0
M25 x 1,5	25	19,2	33	10	35	-	33	5	712.025.3	7,4
M32 x 1,5	32	25,9	36	12	45	-	44	5	712.032.3	13,9

**ANACONDA
MULTIFLEX**

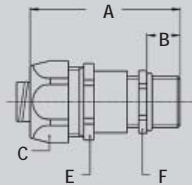
**FITTINGS FOR
TYPE FCEN
IP 40**

ISO straight swivel fitting, male, nickel plated brass
(including connection set).




Thread	FCEN Size (mm)	Min. Internal Bore (mm)	Dimensions in mm					Standard Package	Article Number	Weight (Kg/100)
			A	B	C	E	F			
M16 x 1,5	12	8,3	48	10	26	24	21	10	813.015.3	8,1
M16 x 1,5	16	10,7	48	10	26	24	21	10	813.016.3	8,1
M20 x 1,5	20	13,9	49	10	29	27	25	10	813.020.3	10,2
M25 x 1,5	25	17,4	49	10	35	33	31	5	813.025.3	13,8
M32 x 1,5	32	23,4	55	12	45	42	38	5	813.032.3	32,5

ISO cable-hose fitting, male, nickel plated brass
(including connection set).



Thread	FCEN Size (mm)	Clamping Range (mm)	Dimensions in mm					Standard Package	Article Number	Weight (Kg/100)
			A	B	C	E	F			
M16 x 1,5	16	3 - 10	64	12	26	24	20	10	812.716.3	8,2
M20 x 1,5	16	6 - 11	57	12	26	24	22	10	812.717.3	9,5
M20 x 1,5	20	7 - 14	64	12	29	27	24	10	812.720.3	10,2
M25 x 1,5	20	10 - 14	62	12	29	27	27	10	812.722.3	11,7
M25 x 1,5	25	9 - 18	77	15	35	33	30	5	812.725.3	17,0
M32 x 1,5	25	13 - 18	70	15	35	33	34	5	812.728.3	19,6
M32 x 1,5	32	13 - 25	88	15	45	43	40	5	812.732.3	31,0


End cap, nickel plated brass.



Thread	FCEN Size (mm)	Min. Internal Bore (mm)	Dimensions in mm					Standard Package	Article Number	Weight (Kg/100)
			A	B	C	D	E			
-	12	8,5	-	-	-	-	-	10	264.112.0	0,4
-	16	11,2	-	-	-	-	-	10	264.116.0	0,8
-	20	15,2	-	-	-	-	-	10	264.120.0	1,2
-	25	19,2	-	-	-	-	-	5	264.125.0	1,8
-	32	25,9	-	-	-	-	-	5	264.132.0	2,9

ANACONDA
MULTIFLEX

FITTINGS FOR
TYPE FCEN
IP 40



Multiflex SL: flexible, strong, easy and quick to install

SL is a very flexible conduit that provides maximum mechanical protection for cables and wires in applications where liquid-tightness is not required. Typical application areas include metalworking foundries, the machine and apparatus building sector and the close circuit and security industry. SL provides an excellent level of protection against metal swarf, chips and rodents.

Material & Construction:

Construction: Galvanised steel core, square-locked.
Temperature: -55 °C to +300 °C.
Colour: Metal coloured.

Classification according NEN-EN-IEC 61386:

Compression resistance: Class 4, Heavy (1250 N).
Impact resistance: Class 4, Heavy (6 J).
Tensile strength: Class 4, Heavy (1000 N).
Protection class: IP 40.



Square locked

**ANACONDA
MULTIFLEX**

**CONDUIT
TYPE
SL**

SL	Diametre		Bending radius		Standard carton		Small carton		Reels		Weight (Kg/m)
	Size (Inch)	Inside (mm)	Outside (mm)	Static (mm)	Dynamic (mm)	Metre	Article No.	Metre	Article No.	Metre	
5/16"	10,1	12,8	50	65	30	107.010.2	-	-	-	-	0,14
3/8"	12,6	15,5	60	85	30	107.012.2	-	-	-	-	0,24
1/2"	16,0	18,9	75	110	30	107.016.2	-	-	-	-	0,26
3/4"	21,0	23,9	90	140	30	107.020.2	-	-	-	-	0,41
1"	26,5	30,0	120	170	30	107.026.2	-	-	-	-	0,55
1.1/4"	35,1	38,7	135	215	30	107.035.2	-	-	-	-	0,63

* For sizes 1.1/2" and 2" we advise to use the interlocked designed conduit type UIG (see page 1-21)

* On demand the SL conduits are available also in production reels with longer lengths (codes change in 107.xxx.0)

The fittings for Multiflex SL are outlined on pages 1-09 till 1-15.



Size SL	Inch	1/4"	5/16"	3/8"	1/2"	3/4"	1"	1 1/4"	1 1/2"	2"	2 1/2"	3"	4"
Fittings	ISO	M12-M16	M16-M20	M16-M20	M20	M25	M32	M40	M50	M63	M75	M90	M105
	PG	7	9 - 11	11 - 13,5	16	21	29	36	42	48	-	-	-
	NPT	-	-	1/2"	1/2"	3/4"	1"	1 1/4"	1 1/2"	2"	2 1/2"	3"	4"



Multiflex SLI: flexible and extra corrosion resistant

SLI is a very flexible stainless steel conduit that provides excellent mechanical and chemical protection for cables in applications that require a high degree of corrosion protection, but where liquid tightness is not a pre-requirement. Typical applications include the steel, foundry, marine and shipbuilding industries.

Classification according NEN-EN-IEC 61386:

Compression resistance: Class 4, Heavy (1250 N).

Impact resistance: Class 4, Heavy (6 J).

Tensile strength: Class 4, Heavy (1000 N).

Protection class: IP 40.

Material & Construction:

Material: Stainless steel (AISI-304). Also available in AISI-316 see page 1-04.

Construction: square-locked design.

Temperature: -100 °C to +600 °C.



Square locked

**ANACONDA
MULTIFLEX**

**CONDUIT
TYPE
SLI**

SLI	Diametre		Bending radius		Standard carton		Small carton		Reels		Weight (Kg/m)
	Size (Inch)	Inside (mm)	Outside (mm)	Static (mm)	Dynamic (mm)	Metre	Article No.	Metre	Article No.	Metre	
5/16"	10,1	12,8	50	65	30	600.010.2	-	-	-	-	0,15
3/8"	12,6	15,5	60	85	30	600.012.2	-	-	-	-	0,24
1/2"	16,0	18,9	75	110	30	600.016.2	-	-	-	-	0,26
3/4"	21,0	23,9	90	140	30	600.020.2	-	-	-	-	0,41
1"	26,5	30,0	120	170	30	600.026.2	-	-	-	-	0,55
1.1/4"	35,1	38,7	135	215	30	600.035.2	-	-	-	-	0,63

* For sizes 1.1/2" and 2" we advise to use the interlocked designed conduit type UI (see page 1-22)

* On demand the SLI conduits are available also in production reels with longer lengths (codes change in 600.xxx.0)

The fittings for Multiflex SLI are outlined on pages 1-09 and 1-15.



Size SLI	Inch	1/4"	5/16"	3/8"	1/2"	3/4"	1"	1 1/4"	1 1/2"	2"	2 1/2"	3"	4"
Fittings	ISO	M12-M16	M16-M20	M16-M20	M20	M25	M32	M40	M50	M63	M75	M90	M105
	PG	7	9 - 11	11 - 13,5	16	21	29	36	42	48	-	-	-
	NPT	-	-	1/2"	1/2"	3/4"	1"	1 1/4"	1 1/2"	2"	2 1/2"	3"	4"



Multiflex SLI316: flexible and very high corrosion resistant

SLI is a very flexible stainless steel conduit that provides excellent mechanical and chemical protection for cables in applications that require a very high degree of corrosion protection, but where liquid tightness is not a pre-requirement. Typical applications include the steel, foundry, offshore, marine and shipbuilding industries.

Material & Construction:

Material: Stainless steel (AISI-316).

Construction: square-locked design.

Temperature: -100 °C to +600 °C.

Classification according NEN-EN-IEC 61386:

Compression resistance: Class 4, Heavy (1250 N).

Impact resistance: Class 4, Heavy (6 J).

Tensile strength: Class 4, Heavy (1000 N).

Protection class: IP 40.



Square locked

**ANACONDA
MULTIFLEX**

**CONDUIT
TYPE
SLI-316**

SLI-316	Diametre		Bending radius		Standard carton		Small carton		Reels		Weight (Kg/m)
	Size (Inch)	Inside (mm)	Outside (mm)	Static (mm)	Dynamic (mm)	Metre	Article No.	Metre	Article No.	Metre	
5/16"	10,1	12,8	50	65	30	600.610.2	-	-	-	-	0,15
3/8"	12,6	15,5	60	85	30	600.612.2	-	-	-	-	0,24
1/2"	16,0	18,9	75	110	30	600.616.2	-	-	-	-	0,26
3/4"	21,0	23,9	90	140	30	600.620.2	-	-	-	-	0,41
1"	26,5	30,0	120	170	30	600.626.2	-	-	-	-	0,55
1.1/4"	35,1	38,7	135	215	30	600.635.2	-	-	-	-	0,63

* On demand the SLI-316 conduits are available also in production reels with longer lengths (codes change in 600.6xx.0)

The fittings for Multiflex SLI-316 are outlined on pages 1-09 till 1-15.



Size SLI-316	Inch	1/4"	5/16"	3/8"	1/2"	3/4"	1"	1 1/4"	1 1/2"	2"	2 1/2"	3"	4"
Fittings	ISO	M12-M16	M16-M20	M16-M20	M20	M25	M32	M40	M50	M63	M75	M90	M105
	PG	7	9 - 11	11 - 13,5	16	21	29	36	42	48	-	-	-
	NPT	-	-	1/2"	1/2"	3/4"	1"	1 1/4"	1 1/2"	2"	2 1/2"	3"	4"



Anaconda Compact nickel plated brass fittings for Multiflex SL / SLI

The nickel plated fittings series "compact" developed for Anaconda Seallite conduits, can be used also for SL/SLI conduits replacing the standard polyamide clamping ring with a metal clamping ring adapter for SL/SLI, hereunder illustrated. These compact fittings have a shorter thread and are lighter in weight than their standard Anaconda counterpart described on pages 1-12 until 1-15, but their quality remains very high. All ferrules have been machine turned to ensure a neat fit while the high quality finish of the nickel plated brass fittings protects them against corrosion and gives them a nice appearance.

Material & Construction:

Construction: Nickel plated brass fitting, consisting of 4 parts (counter nut, clamping ring, ferrule and body).

Material: Counter nut, clamping ring, ferrule and body are nickel plated brass. O-rings are from NBR (black for ISO metric and blue).

Temperature: -55 °C till +260 °C continuous.

Protection class: IP 40.

Colour: Metal.

**ANACONDA
MULTIFLEX**

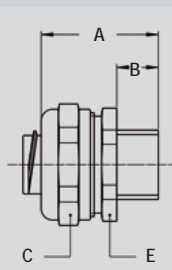
Clamping ring, nickel plated brass, for combination with Multiflex type SL / SLI.



Thread	SL/SLI Size (inch)	Min. Internal Bore (mm)	Fitting thread size			Standard Package	Article Number	Weight (Kg/100)
			ISO	Pg	NPT			
-	5/16"	8,3	M16 x 1,5	Pg 9	1/2" NPT	10	817.310.6*	2,2
-	3/8"	-	M16 x 1,5	Pg 11	1/2" NPT	10	817.213.6	0,6
-	1/2"	-	M20 x 1,5	Pg 16	1/2" NPT	10	817.216.6	0,6
-	3/4"	-	M25 x 1,5	Pg 21	3/4" NPT	5	817.220.6	1,0
-	1"	-	M32 x 1,5	Pg 29	1" NPT	5	817.226.6	1,2
-	1.1/4"	-	M40 x 1,5	Pg 36	1.1/4" NPT	2	817.235.6	2,0

* Set consists of a clamping and ferrule.

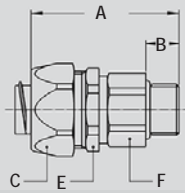
ISO straight compact fitting, male, nickel plated brass (including metal clamping ring).



Thread	SL/SLI Size (inch)	Min. Internal Bore (mm)	Dimensions in mm					Standard Package	Article Number	Weight (Kg/100)
			A	B	C	D	E			
M16 x 1,5	5/16"	8,3	30	10	26	-	24	10	712.015.6	4,4
M20 x 1,5	5/16"	8,3	30	10	26	-	24	10	712.014.6	4,5
M16 x 1,5	3/8"	10,4	30	10	26	-	24	10	712.016.6	4,4
M20 x 1,5	3/8"	10,4	30	10	26	-	24	10	712.017.6	4,5
M20 x 1,5	1/2"	13,8	32	10	29	-	27	10	712.020.6	5,3
M25 x 1,5	3/4"	18,5	33	10	35	-	33	5	712.025.6	7,8
M32 x 1,5	1"	23,8	36	12	45	-	44	5	712.032.6	14,4
M40 x 1,5	1.1/4"	31,9	40	13	53	-	50	2	712.040.6	19,1

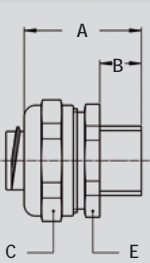
**FITTINGS FOR
TYPE SL / SLI
IP 40**

ISO straight swivel fitting, male, nickel plated brass
(including metal clamping ring).



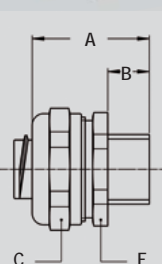
Thread	SL/SLI Size (inch)	Min. Internal Bore (mm)	Dimensions in mm					Standard Package	Article Number	Weight (Kg/100)
			A	B	C	E	F			
M16 x 1,5	5/16"	8,3	48	10	26	24	21	10	813.015.6	8,3
M16 x 1,5	3/8"	10,4	48	10	26	24	21	10	813.016.6	8,3
M20 x 1,5	1/2"	13,8	49	10	29	27	25	10	813.020.6	10,5
M25 x 1,5	3/4"	17,4	49	10	35	33	31	5	813.025.6	14,8
M32 x 1,5	1"	23,4	55	12	45	42	38	5	813.032.6	33,7
M40 x 1,5	1.1/4"	29,4	58	14	54	50	48	2	813.040.6	55,0

Pg straight compact fitting, male, nickel plated brass
(including metal clamping ring).



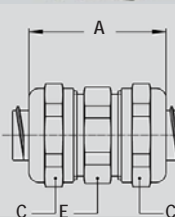
Thread	SL/SLI Size (inch)	Min. Internal Bore (mm)	Dimensions in mm					Standard Package	Article Number	Weight (Kg/100)
			A	B	C	D	E			
Pg 11	3/8"	10,4	30	10	26	-	24	10	710.011.6	4,8
Pg 13,5	3/8"	10,4	30	10	26	-	24	10	710.013.6	4,6
Pg 16	1/2"	13,8	32	10	29	-	27	10	710.016.6	5,3
Pg 21	3/4"	18,5	33	10	35	-	33	5	710.021.6	7,8
Pg 29	1"	23,8	36	12	45	-	44	5	710.029.6	14,4
Pg 36	1.1/4"	31,9	40	13	53	-	52	2	710.036.6	19,1

NPT straight compact fitting, male, nickel plated brass
(including metal clamping ring).



Thread	SL/SLI Size (inch)	Min. Internal Bore (mm)	Dimensions in mm					Standard Package	Article Number	Weight (Kg/100)
			A	B	C	D	E			
NPT 1/2"	3/8"	10,4	32	12	26	-	24	10	714.012.6	4,8
NPT 1/2"	1/2"	13,8	34	12	29	-	27	10	714.016.6	5,7
NPT 3/4"	3/4"	18,5	35	12	35	-	33	5	714.020.6	8,2
NPT 1"	1"	23,8	37	13	45	-	44	5	714.026.6	14,7
NPT 1.1/4"	1.1/4"	31,9	42	15	53	-	52	2	714.035.6	22,4

Conduit connector, nickel plated brass
(including metal clamping ring).



Thread	SL/SLI Size (inch)	Min. Internal Bore (mm)	Dimensions in mm					Standard Package	Article Number	Weight (Kg/100)
			A	B	C	D	E			
-	5/16"	8,3	41	-	26	-	24	10	784.010.6	8,6
-	3/8"	10,4	41	-	26	-	24	10	784.012.6	8,6
-	1/2"	13,8	45	-	29	-	24	10	784.016.6	10,0
-	3/4"	18,5	48	-	35	-	33	5	784.020.6	15,0
-	1"	23,8	53	-	45	-	44	5	784.026.6	27,6
-	1.1/4"	31,9	58	-	53	-	50	2	784.035.6	36,6

ANACONDA
MULTIFLEX

FITTINGS FOR
TYPE SL / SLI
IP 40



Anaconda nickel plated brass fittings for Multiflex SL / SLI.

These nickel plated brass Anaconda fittings can be used with all types of Anaconda Multiflex (except RWA). This Anaconda fitting is the most used universal fitting and offers great corrosion protection in combination with a nice appearance. By using the SL/SLI connection set consisting of a special turned ferrule and clamping ring, a very high pull-out strength is achieved. Besides the mentioned straight fittings also 45° and 90° fittings are possible. The connection set can be combined with all types of Anaconda fittings both nickel plated brass and stainless steel (see chapter 5). The connection set will be supplied separately.

Material & Construction:

Construction: Nickel plated brass fitting, consisting of 4 parts (counter nut, clamping ring, ferrule and body).

Material: Counter nut, clamping ring, ferrule and body are nickel plated brass. Inserts are from PA6 (red for ISO metric, blue for Pg and white for NPT).

Temperature: -55 °C till +260 °C continuous.

Protection class: IP 40, (cable-hose fittings are IP 68 on the switchbox).

Colour: Metal.

ANACONDA MULTIFLEX

Connection set, nickel plated brass, for combination with Multiflex type SL / SLI.

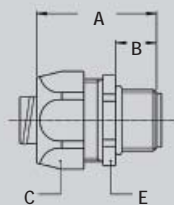


Thread	SL/SLI	Min. Internal Bore (mm)	Fitting thread size			Standard Package	Article Number	Weight (Kg/100)
	Size (inch)		ISO	Pg	NPT			
-	5/16"	8,3	M16 x 1,5	Pg 11	1/2" NPT	10	817.210.6*	0,1
-	3/8"	10,2	M16 x 1,5	Pg 11	1/2" NPT	10	817.312.6	2,2
-	1/2"	13,6	M20 x 1,5	Pg 16	1/2" NPT	10	817.316.6	2,6
-	3/4"	18,5	M25 x 1,5	Pg 21	3/4" NPT	5	817.320.6	3,8
-	1"	23,8	M32 x 1,5	Pg 29	1" NPT	5	817.326.6	4,2
-	1.1/4"	31,8	M40 x 1,5	Pg 36	1.1/4" NPT	2	817.235.6*	2,8

* Set consists of a clamping ring only.

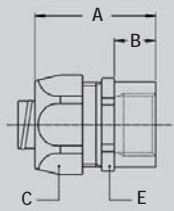
FITTINGS FOR TYPE SL / SLI IP 40

ISO straight fitting, male, nickel plated brass (including connection set).



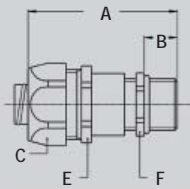
Thread ISO	SL/SLI	Min. Internal Bore (mm)	Dimensions in mm					Standard Package	Article Number	Weight (Kg/100)
	Size (inch)		A	B	C	D	E			
M16 x 1,5	5/16"	8,3	35	12	26	-	24	10	812.015.6	4,8
M20 x 1,5	5/16"	8,3	36	13	26	-	24	10	812.014.6	5,1
M16 x 1,5	3/8"	10,2	35	12	26	-	24	10	812.016.6	6,6
M20 x 1,5	3/8"	10,2	36	13	26	-	24	10	812.017.6	6,9
M20 x 1,5	1/2"	13,6	37	13	29	-	27	10	812.020.6	7,7
M25 x 1,5	3/4"	18,5	40	15	35	-	33	5	812.025.6	10,9
M32 x 1,5	1"	23,8	46	15	45	-	43	5	812.032.6	20,5
M40 x 1,5	1.1/4"	31,8	52	16	54	-	52	2	812.040.6	30,7

ISO straight fitting, female, nickel plated brass
(including connection set).



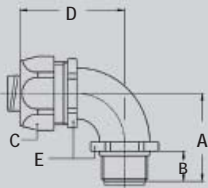
Thread	SL/SLI Size (inch)	Min. Internal Bore (mm)	Dimensions in mm					Standard Package	Article Number	Weight (Kg/100)
			A	B	C	D	E			
M16 x 1,5	5/16"	8,3	35	12	26	-	24	10	812.315.6	5,0
M16 x 1,5	3/8"	10,2	35	12	26	-	24	10	812.316.6	6,8
M20 x 1,5	1/2"	13,6	37	13	29	-	27	10	812.320.6	9,4
M25 x 1,5	3/4"	18,5	40	15	35	-	33	5	812.325.6	12,0
M32 x 1,5	1"	23,8	46	15	45	-	43	5	812.332.6	21,3
M40 x 1,5	1.1/4"	31,8	52	16	54	-	52	2	812.340.6	32,2

ISO cable-hose fitting, male, nickel plated brass
(including connection set).



Thread	SL/SLI Size (inch)	Clamping Range (mm)	Dimensions in mm					Standard Package	Article Number	Weight (Kg/100)
			A	B	C	E	F			
M16 x 1,5	5/16"	4 - 8	57	12	26	24	18	10	812.715.6	6,0
M16 x 1,5	3/8"	4 - 8	57	12	26	24	18	10	812.716.6	9,6
M20 x 1,5	3/8"	6 - 10,2	57	12	26	24	22	10	812.717.6	11,3
M20 x 1,5	1/2"	6 - 12	59	12	29	27	22	10	812.720.6	11,5
M25 x 1,5	1/2"	10 - 13,6	62	12	29	27	27	5	812.722.6	13,5
M32 x 1,5	3/4"	13 - 18	70	15	35	33	34	5	812.728.6	23,2
M40 x 1,5	1"	18 - 23,8	83	15	45	43	43	2	812.735.6	35,6

ISO 90° fitting, male, nickel plated brass
(including connection set).

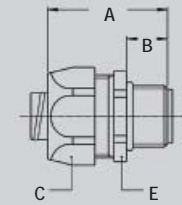


Thread	SL/SLI Size (inch)	Min. Internal Bore (mm)	Dimensions in mm					Standard Package	Article Number	Weight (Kg/100)
			A	B	C	D	E			
M16 x 1,5	5/16"	8,3	32	12	26	42	22	10	812.915.6	8,2
M20 x 1,5	5/16"	8,3	33	13	26	42	22	10	812.914.6	8,4
M16 x 1,5	3/8"	10,2	32	12	26	42	22	10	812.916.6	10,0
M20 x 1,5	3/8"	10,2	33	13	26	42	22	10	812.917.6	10,2
M20 x 1,5	1/2"	13,6	36	13	29	43	27	10	812.920.6	14,4
M25 x 1,5	3/4"	18,5	43	15	35	48	33	5	812.925.6	22,2
M32 x 1,5	1"	23,8	48	15	45	59	42	5	812.932.6	34,6
M40 x 1,5	1.1/4"	31,8	57	16	54	68	51	2	812.940.6	58,9

ANACONDA
MULTIFLEX

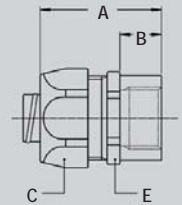
FITTINGS FOR
TYPE SL / SLI
IP 40

Pg straight fitting, male, nickel plated brass
(including connection set).



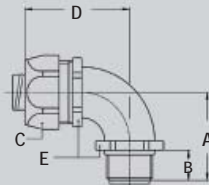
Thread Pg	SL/SLI Size (inch)	Min. Internal Bore (mm)	Dimensions in mm					Standard Package	Article Number	Weight (Kg/100)
			A	B	C	D	E			
Pg 9	5/16"	8,3	35	12	26	-	24	10	810.009.6	4,8
Pg 11	5/16"	8,3	35	12	26	-	24	10	810.012.6	5,6
Pg 9	3/8"	10,2	35	12	26	-	24	10	810.010.6	6,6
Pg 11	3/8"	10,2	35	12	26	-	24	10	810.011.6	7,4
Pg 13,5	3/8"	10,2	35	12	26	-	24	10	810.013.6	7,4
Pg 16	1/2"	13,6	37	13	29	-	27	10	810.016.6	8,1
Pg 21	3/4"	18,5	40	15	35	-	33	5	810.021.6	11,4
Pg 29	1"	23,8	46	15	45	-	43	5	810.029.6	28,0
Pg 36	1.1/4"	31,8	52	16	54	-	52	2	810.036.6	37,4

Pg straight fitting, female, nickel plated brass
(including connection set).



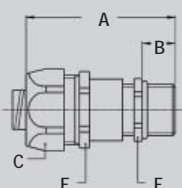
Thread Pg	SL/SLI Size (inch)	Min. Internal Bore (mm)	Dimensions in mm					Standard Package	Article Number	Weight (Kg/100)
			A	B	C	D	E			
Pg 11	5/16"	8,3	35	12	26	-	24	10	810.312.6	5,3
Pg 13,5	5/16"	8,3	35	12	26	-	24	10	810.314.6	5,6
Pg 11	3/8"	10,2	35	12	26	-	24	10	810.311.6	7,1
Pg 13,5	3/8"	10,2	35	12	26	-	24	10	810.313.6	7,4
Pg 16	1/2"	13,6	37	13	29	-	27	10	810.316.6	8,1
Pg 21	3/4"	18,5	40	15	35	-	33	5	810.321.6	12,3
Pg 29	1"	23,8	46	15	45	-	43	5	810.329.6	23,7
Pg 36	1.1/4"	31,8	52	16	54	-	52	2	810.336.6	32,1

Pg 90° fitting, male, nickel plated brass
(including connection set).



Thread Pg	SL/SLI Size (inch)	Min. Internal Bore (mm)	Dimensions in mm					Standard Package	Article Number	Weight (Kg/100)
			A	B	C	D	E			
Pg 11	5/16"	8,3	32	12	26	42	22	10	810.912.6	8,9
Pg 13,5	5/16"	8,3	32	12	26	42	22	10	810.914.6	8,9
Pg 11	3/8"	10,2	32	12	26	42	22	10	810.911.6	10,7
Pg 13,5	3/8"	10,2	32	12	26	42	22	10	810.913.6	10,7
Pg 16	1/2"	13,6	36	13	29	43	27	10	810.916.6	17,1
Pg 21	3/4"	18,5	43	15	35	48	33	5	810.921.6	24,6
Pg 29	1"	23,8	48	15	45	59	42	5	810.929.6	38,3
Pg 36	1.1/4"	31,8	57	16	54	68	51	2	810.936.6	65,3

Pg cable-hose fitting, male, nickel plated brass
(including connection set).



Thread Pg	SL/SLI Size (inch)	Clamping Range (mm)	Dimensions in mm					Standard Package	Article Number	Weight (Kg/100)
			A	B	C	E	F			
Pg 9	5/16"	5 - 8	55	10	26	24	17	10	810.709.6	7,8
Pg 9	3/8"	5 - 8	55	10	26	24	20	10	810.712.6	9,6
Pg 11	3/8"	5 - 9,8	55	10	26	24	20	10	810.711.6	11,3
Pg 13,5	1/2"	6 - 12	57	10	29	27	22	10	810.715.6	11,5
Pg 16	1/2"	10 - 13,9	60	10	29	27	24	10	810.716.6	13,5
Pg 21	3/4"	13 - 18	67	12	35	33	30	5	810.721.6	22,6
Pg 29	1"	18 - 22,8	80	12	45	43	40	5	810.729.6	38,4

ANACONDA
MULTIFLEX

FITTINGS FOR
TYPE SL / SLI
IP 40



Anaconda compact fittings, UL & CSA, stainless steel AISI-304, for Multiflex SLI.

These stainless steel AISI-304 Anaconda fittings can be used with all types of Anaconda Multiflex (except RWA). This Anaconda fitting is the most used universal fitting and offers great corrosion protection in combination with a nice appearance. By using the SL/SLI connection set consisting of a special clamping ring, a very high pull-out strength is achieved. The connection set will be supplied separately.

Material & Construction:

Construction: Stainless steel AISI-304 fitting, consisting of 4 parts (counter nut, clamping ring, ferrule and body).

Material: Counter nut, ferrule and body are stainless



steel AISI-304. The clamping ring is made of nickel plated brass. O-rings are from NBR (black for ISO metric and blue).

Temperature: -55 °C till +260 °C continuous.

Protection class: IP 40.

Colour: Metal.



Clamping ring, nickel plated brass, for combination with Multiflex type SL / SLI.

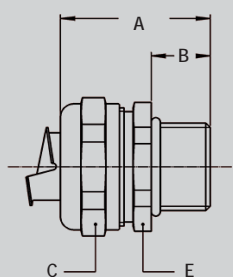


Thread	SL/SLI Size (inch)	Min. Internal Bore (mm)	Fitting thread size			Standard Package	Article Number	Weight (Kg/100)
			ISO	Pg	NPT			
-	3/8"	-	M16 x 1,5	Pg 11	1/2" NPT	10	817.213.6	0,6
-	1/2"	-	M20 x 1,5	Pg 16	1/2" NPT	10	817.216.6	0,6
-	3/4"	-	M25 x 1,5	Pg 21	3/4" NPT	5	817.220.6	1,0
-	1"	-	M32 x 1,5	Pg 29	1" NPT	5	817.226.6	1,2
-	1.1/4"	-	M40 x 1,5	Pg 36	1.1/4" NPT	2	817.235.6	2,0

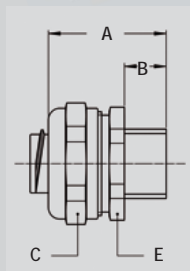
ISO straight fitting, compact, stainless steel AISI-304 (including metal clamping ring).



Thread	SL/SLI Size (inch)	Min. Internal Bore (mm)	Dimensions in mm					Standard Package	Article Number	Weight (Kg/100)
			A	B	C	D	E			
M16 x 1,5	3/8"	11,0	31	10	26	-	24	10	712.016.96	3,9
M20 x 1,5	3/8"	11,0	31	10	26	-	24	10	712.017.96	4,0
M20 x 1,5	1/2"	14,5	32	10	29	-	27	10	712.020.96	4,4
M25 x 1,5	3/4"	19,4	33	10	35	-	33	5	712.025.96	6,6
M32 x 1,5	1"	24,7	36	12	45	-	42	5	712.032.96	11,7
M40 x 1,5	1.1/4"	33,3	40	13	53	-	50	2	712.040.96	16,0



NPT straight compact fitting, male, stainless steel AISI-304
(including metal clamping ring).



Thread	SL/SLI Size (inch)	Min. Internal Bore (mm)	Dimensions in mm					Standard Package	Article Number	Weight (Kg/100)
			A	B	C	D	E			
NPT 1/2"	3/8"	11,0	32	12	26	-	24	10	714.012.96	4,8
NPT 1/2"	1/2"	14,5	34	12	29	-	27	10	714.016.96	5,7
NPT 3/4"	3/4"	19,4	35	12	35	-	33	5	714.020.96	8,2
NPT 1"	1"	24,7	37	13	45	-	44	5	714.026.96	14,7
NPT 1.1/4"	1.1/4"	33,3	42	15	53	-	52	2	714.035.96	22,4

**ANACONDA
MULTIFLEX**

**FITTINGS FOR
TYPE SL / SLI
IP 40**



Multiflex SLI-CAP (capillary): small diameters, flexible and very corrosion resistant.

Anaconda Multiflex type SLI-CAP conduits are typified by their very small internal and outer diameter for the mechanical protection of very thin wires and/or cables. SLI-CAP is very flexible and features a stainless steel core with a square lock design. Typical areas of application include the protection of wires and/or cables on sensitive measuring instruments, optical fibres as well as equipment and machines used in the pharmaceutical and bio industries.

Material & Construction:

Construction: Stainless steel AISI-304 core, square-locked. On demand also available in AISI-316.

Temperature: -100 °C to +600 °C.

Colour: Metal coloured.

Classification according NEN-EN-IEC 61386:

Compression resistance: Class 3, Medium (750 N).

Impact resistance: Class 3, Medium (2 J).

Tensile strength: Class 3, Medium (500 N).

Protection class: IP 40.



Square locked

**ANACONDA
MULTIFLEX**

**CONDUIT
TYPE
SLI-CAP**

SLI-CAP	Diameter		Bending radius		Standard carton		Small carton		Reels		Weight (Kg/m)
	Size	Inside	Outside	Static	Dynamic	Metre	Article No.	Metre	Article No.	Metre	
DN	(mm)	(mm)	(mm)	(mm)							
3	3,5	5,1	21	30	30	600.003.2	-	-	-	-	0,03
4	4,0	6,0	22	32	30	600.004.2	-	-	-	-	0,04
5	4,8	6,8	23	33	30	600.005.2	-	-	-	-	0,05
6	6,4	8,4	40	50	30	600.006.2	-	-	-	-	0,06
7	7,2	9,5	40	50	30	600.007.2	-	-	-	-	0,07
8	8,0	10,9	45	55	30	600.008.2	-	-	-	-	0,08
10	10,1	12,8	50	65	30	600.010.2	-	-	-	-	0,15

• On demand also available in longer lengths (article numbers end in .0).

The fittings for Multiflex SLI-CAP are outlined on pages 1-17 and 1-18.



Size SLI-CAP	DN	2	3	4	5	6	7	8	9	10	-	-	-
Fittings	ISO	-	-	-	-	M12 - M16	-	-	-	M12-16-20	-	-	-
	PG	-	-	-	-	7	-	7	-	9	-	-	-
	NPT	-	-	-	-	-	-	-	-	-	-	-	-



Anaconda nickel plated brass fittings for Multiflex SLI-CAP.

These nickel plated brass Anaconda "small design" fittings are adapted for the use with Anaconda Multiflex type SLI-CAP. This Anaconda fitting is the most used universal fitting and offers great corrosion protection in combination with a nice appearance. By using the special SLI-CAP clamping ring, a very high pull-out strength is achieved. Next to the mentioned straight fittings, custom made solutions are also possible. The clamping ring must be ordered separately.



Material & Construction:

Construction: Nickel plated brass fitting, consisting of 4 parts (counter nut, clamping ring, ferrule and body).

Material: Counter nut, clamping ring, ferrule and body are nickel plated brass.

Temperature: -55 °C till +260 °C continuous.

Protection class: IP 40.

Colour: Metal.

ANACONDA MULTIFLEX

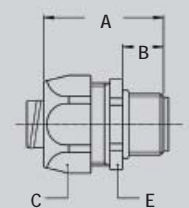
FITTINGS FOR TYPE SLI-CAP IP 40

Clamping ring, nickel plated brass, for combination with Multiflex type SLI-CAP.



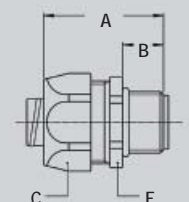
Thread	SLI-CAP Size (DN)	Min. Internal Bore (mm)	Fitting thread size			Standard Package	Article Number	Weight (Kg/100)
			ISO	Pg	NPT			
-	6	-	M12 x 1,5	Pg 7	-	10	817.206.6	0,4
-	6	-	M16 x 1,5	-	-	10	817.206.6	0,4
-	10	-	M12 x 1,5	Pg 9	-	10	817.209.6	0,6
-	10	-	M16 x 1,5	-	-	10	817.209.6	0,6
-	10	-	M20 x 1,5	-	-	10	817.209.6	0,6

ISO straight fitting, small design, male, nickel plated brass (excluding clamping ring).



Thread	SLI-CAP Size (DN)	Min. Internal Bore (mm)	Dimensions in mm					Standard Package	Article Number	Weight (Kg/100)
			A	B	C	D	E			
M12 x 1,5	6	5,2	33	10	19	-	17	10	812.012.2	2,8
M16 x 1,5	6	5,2	35	12	19	-	19	10	812.013.2	3,4
M12 x 1,5	10	8,3	33	10	22	-	20	10	812.011.2	3,6
M16 x 1,5	10	8,3	35	12	22	-	20	10	812.015.2	3,8
M20 x 1,5	10	8,3	36	13	22	-	24	10	812.014.2	4,2

Pg straight fitting, small design, male, nickel plated brass (excluding clamping ring).



Thread	SLI-CAP Size (DN)	Min. Internal Bore (mm)	Dimensions in mm					Standard Package	Article Number	Weight (Kg/100)
			A	B	C	D	E			
Pg 7	6	5,2	33	10	19	-	17	10	810.007.2	2,8
Pg 9	10	8,3	35	12	22	-	20	10	810.009.2	3,8



Anamet nickel plated brass fittings for Multiflex SLI-CAP.

These nickel plated brass Anamet fittings are standard fittings for Multitite type FCD, but can also be used with Anaconda Multiflex type SLI-CAP. The 2-piece fittings are universal fittings and offer great corrosion protection in combination with a slim appearance. Next to the mentioned straight fittings, custom made solutions are also possible.

Material & Construction:

Construction: Nickel plated brass fitting, consisting of 2 parts (cap and body).

Material: Cap and body are nickel plated brass.

Temperature: -55 °C till +260 °C continuous.

Protection class: IP 40.

Colour: Metal.



ISO straight fitting, fixed, male, nickel plated brass.



Thread	SLI-CAP Size (DN)	Min. Internal Bore (mm)	Dimensions in mm					Standard Package	Article Number	Weight (Kg/100)
			A	B	C	D	E			
M12 x 1,5	10	8,0	27	10	18	-	-	10	260.512.0	1,8
M16 x 1,5	10	8,0	28	10	21	-	-	10	260.513.0	1,8



ISO straight fitting, swivel, male, nickel plated brass.



Thread	SLI-CAP Size (DN)	Min. Internal Bore (mm)	Dimensions in mm					Standard Package	Article Number	Weight (Kg/100)
			A	B	C	D	E			
M12 x 1,5	10	8,0	31	10	18	-	-	10	261.512.0	2,3
M16 x 1,5	10	8,0	32	10	21	-	-	10	261.513.0	2,3



Pg straight fitting, fixed, male, nickel plated brass.



Thread	SLI-CAP Size (DN)	Min. Internal Bore (mm)	Dimensions in mm					Standard Package	Article Number	Weight (Kg/100)
			A	B	C	D	E			
Pg 7	8	5,5	24	8	14	-	-	10	260.507.0	1,8
Pg 9	10	8,0	27	10	18	-	-	10	260.509.0	1,8




Pg straight fitting, swivel, male, nickel plated brass.



Thread	SLI-CAP Size (DN)	Min. Internal Bore (mm)	Dimensions in mm					Standard Package	Article Number	Weight (Kg/100)
			A	B	C	D	E			
Pg 7	8	5,5	28	8	14	-	-	10	261.507.0	2,3
Pg 9	10	8,0	31	10	18	-	-	10	261.509.0	2,3

ANACONDA
MULTIFLEX

FITTINGS FOR
TYPE SLI-CAP
IP 40



Multiflex SLB: flexible and robust, with stainless steel braid

SLB is a very flexible conduit comprising a galvanized steel core with a robust stainless steel braid cover designed to provide mechanical protection in critical applications where cables and wires are regularly exposed to hot metal swarf, sparks and metal chips. This robust, stainless steel braid cover provides a high level of electromagnetic shielding for cables. Typical applications include: the steel, foundry, metalworking and other demanding heavy duty industries.

Material & Construction:

Construction: Galvanised steel core, square-locked with stainless steel (AISI-304) braid.

Temperature: -55 °C to +300 °C.

Colour: Metal coloured.



Classification according NEN-EN-IEC 61386:

Compression resistance: Class 4, Heavy (1250 N).

Impact resistance: Class 4, Heavy (6 J).

Tensile strength: Class 4, Heavy (1000 N).

Protection class: IP 40.

**ANACONDA
MULTIFLEX**



**CONDUIT
TYPE
SLB**

SLB Size (Inch)	Diameter (mm)		Bending radius (mm)		Standard carton		Small carton		Reels		Weight (Kg/m)
	Inside	Outside	Static	Dynamic	Metre	Article No.	Metre	Article No.	Metre	Article No.	
5/16"	10,1	13,5	50	65	30	107.710.2	-	-	-	-	0,16
3/8"	12,6	15,8	60	85	30	107.712.2	-	-	-	-	0,20
1/2"	16,0	20,5	75	110	30	107.716.2	-	-	-	-	0,25
3/4"	21,0	25,5	90	140	30	107.720.2	-	-	-	-	0,34
1"	26,5	32,8	120	170	30	107.726.2	-	-	-	-	0,64
1.1/4"	35,1	40,5	135	215	30	107.735.2	-	-	-	-	0,94
1.1/2"	40,3	46,5	165	250	15	107.740.2	-	-	-	-	1,22
2"	51,6	58,0	210	300	15	107.750.2	-	-	-	-	1,81

The fittings for Multiflex SLB are outlined on page 1-20



Size SLB	Inch	1/4"	5/16"	3/8"	1/2"	3/4"	1"	1 1/4"	1 1/2"	2"	2 1/2"	3"	4"
Fittings	ISO	M12-M16	M16-M20	M16-M20	M20	M25	M32	M40	M50	M63	M75	M90	M105
	PG	7	9 - 11	11 - 13,5	16	21	29	36	42	48	-	-	-
	NPT	-	-	1/2"	1/2"	3/4"	1"	1 1/4"	1 1/2"	2"	2 1/2"	3"	4"



Anaconda nickel plated brass fittings for Multiflex SLB.

To connect the SLB conduit you can use all standard Anaconda compact fittings for Seallite (see chapter 4 & 6), changing the standard polyamide clamping ring with the metal ring for SLB conduit hereunder illustrated. This clamping ring must be ordered separately with the standard Anaconda fittings.



Material & Construction:

Construction: Nickel plated brass fitting, consisting of 4 parts (counter nut, clamping ring, ferrule and body).

Material: Counter nut and body are nickel plated brass. The ferrule is from galvanised steel. O-rings are from NBR (black for ISO metric and blue).

The clamping ring is from galvanised steel for all sizes.

Temperature: -55 °C till +260 °C continuous.

Protection class: IP 40, (cable-hose fittings are IP 68 on the switchbox).

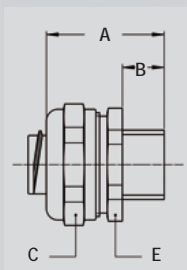
Colour: Metal.

Clamping ring, galvanised steel, for combination with Multiflex type SLB.




Thread	SLB Size (inch)	Min. Internal Bore (mm)	Fitting thread size			Standard Package	Article Number	Weight (Kg/100)
			ISO	Pg	NPT			
-	5/16"	-	M16 x 1,5	Pg 11	1/2" NPT	10	817.710.0	0,6
-	3/8"	-	M16 x 1,5	Pg 11	1/2" NPT	10	817.712.0	0,6
-	1/2"	-	M20 x 1,5	Pg 16	1/2" NPT	10	817.716.0	0,6
-	3/4"	-	M25 x 1,5	Pg 21	3/4" NPT	5	817.720.0	1,0
-	1"	-	M32 x 1,5	Pg 29	1" NPT	5	817.726.0	1,2
-	1.1/4"	-	M40 x 1,5	Pg 36	1.1/4" NPT	2	817.735.0	2,0
-	1.1/2"	-	M50 x 1,5	Pg 42	1.1/2" NPT	2	817.740.0	4,2
-	2"	-	M63 x 1,5	Pg 48	2" NPT	2	817.750.0	9,0

ISO straight compact fitting, male, nickel plated brass (without clampingring)



Thread	SLB Size (inch)	Min. Internal Bore (mm)	Dimensions in mm					Standard Package	Article Number	Weight (Kg/100)
			A	B	C	D	E			
M16 x 1,5	5/16"	8,3	30	10	26	-	24	10	712.015.0	4,4
M20 x 1,5	5/16"	8,3	30	10	26	-	24	10	712.014.0	4,5
M16 x 1,5	3/8"	11,0	31	10	26	-	24	10	712.016.1	3,9
M20 x 1,5	3/8"	11,0	31	10	26	-	24	10	712.017.1	4,0
M20 x 1,5	1/2"	14,5	32	10	29	-	27	10	712.020.1	4,4
M25 x 1,5	3/4"	19,4	33	10	35	-	33	5	712.025.1	6,6
M32 x 1,5	1"	24,7	36	12	45	-	42	5	712.032.1	11,7
M40 x 1,5	1.1/4"	33,3	40	13	53	-	50	2	712.040.1	16,0
M50 x 1,5	1.1/2"	38,0	46	14	62	-	58	2	712.050.1	25,3
M63 x 1,5	2"	49,0	52	16	76	-	72	2	712.063.1	38,6



Multiflex UIG: very robust and extremely Flexible

Anaconda Multiflex type UIG is a flexible, fully interlocked, galvanized steel conduit that has excellent tensile, torsional and crush strength. It is an excellent choice in demanding applications requiring a high degree of mechanical and thermal protection against hot metal swarf and chips and other potentially damaging materials. Typical applications include: robots in steel and automotive plants, foundries, die casting and metalworking machines.

Material & Construction:

Construction: Galvanised steel core, fully inter-locked.
Temperature: -55 °C to +300 °C.
Colour: Metal coloured.

Classification according NEN-EN-IEC 61386:

Compression resistance: Class 5, Very Heavy (4000 N).
Impact resistance: Class 4, Heavy (6 J).
Tensile strength: Class 4, Heavy (1000 N).
Protection class: IP 40.



**ANACONDA
MULTIFLEX**

**CONDUIT
TYPE
UIG**


UIG Size (Inch)	Diametre		Bending radius		Standard carton		Small carton		Reels		Weight (Kg/m)
	Inside (mm)	Outside (mm)	Static (mm)	Dynamic (mm)	Metre	Article No.	Metre	Article No.	Metre	Article No.	
5/16"	9,5	12,5	50	60	30	515.010.0	-	-	-	-	0,12
3/8"	13,0	16,0	65	80	30	515.012.0	-	-	-	-	0,20
1/2"	17,0	21,0	75	100	30	515.016.0	-	-	-	-	0,30
3/4"	22,0	26,0	90	125	30	515.022.0	-	-	-	-	0,40
1"	26,0	30,0	120	160	30	515.025.0	-	-	-	-	0,47
1.1/4"	34,0	39,0	175	220	30	515.034.0	-	-	-	-	0,67
1.1/2"	40,3	44,4	230	280	15	515.040.0	-	-	-	-	0,73
2"	51,6	55,7	285	340	15	515.050.0	-	-	-	-	1,60
2.1/2"	63,3	67,4	350	400	7,5	515.063.0	-	-	-	-	1,90
3"	78,4	84,2	430	600	7,5	515.075.0	-	-	-	-	2,40
4"	102,1	108,0	490	700	7,5	515.099.0	-	-	-	-	3,10

* On demand the UIG conduit in the sizes 1.1/2" and 2" can be ordered in production reels having variable lengths, in this case the codes change as following: 1.1/2" = 109.040.0; 2" = 109.050.0.

The fittings for Multiflex UIG are outlined on pages 1-23 till 1-30.



Size UIG	Inch	1/4"	5/16"	3/8"	1/2"	3/4"	1"	1 1/4"	1 1/2"	2"	2 1/2"	3"	4"
Fittings	ISO	M12-M16	M16-M20	M16-M20	M20	M25	M32	M40	M50	M63	-	-	-
	PG	7	9 - 11	11 - 13,5	16	21	29	36	42	48	-	-	-
	NPT	-	-	1/2"	1/2"	3/4"	1"	1 1/4"	1 1/2"	2"	2 1/2"	3"	4"



Multiflex UI: very robust, extremely flexible and corrosion resistant

Anaconda Multiflex type UI is a flexible, fully interlocked stainless steel conduit that displays all the application characteristics and features of type UIG, but with the added advantage that it resists corrosion and oxidation and can handle high temperatures. Areas of application include robots in the steel, automotive, foundry, metalworking, glass and offshore industries.

Material & Construction:

Construction: Stainless steel core (AISI-304), fully interlocked.

Temperature: -100 °C to +600 °C.

Colour: Metal coloured.

Classification according NEN-EN-IEC 61386:

Compression resistance: Class 5, Very Heavy (4000 N).

Impact resistance: Class 4, Heavy (6 J).

Tensile strength: Class 4, Heavy (1000 N).

Protection class: IP 40.



**ANACONDA
MULTIFLEX**

**CONDUIT
TYPE
UI**

UI	Diametre		Bending radius		Standard carton		Small carton		Reels		Weight (Kg/m)
	Size (Inch)	Inside (mm)	Outside (mm)	Static (mm)	Dynamic (mm)	Metre	Article No.	Metre	Article No.	Metre	
5/16"	9,5	12,5	50	60	30	512.010.0	-	-	-	-	0,17
3/8"	13,0	16,0	65	80	30	512.012.0	-	-	-	-	0,27
1/2"	17,0	21,0	75	100	30	512.016.0	-	-	-	-	0,34
3/4"	22,0	26,0	90	125	30	512.022.0	-	-	-	-	0,37
1"	26,0	30,0	120	160	30	512.025.0	-	-	-	-	0,53
1.1/4"	34,0	39,0	175	220	30	512.034.0	-	-	-	-	0,73
1.1/2"	40,3	44,4	230	280	15	512.040.0	-	-	-	-	0,87
2"	51,6	55,7	285	340	15	512.050.0	-	-	-	-	1,34

* On demand also available in sizes over 2".

The fittings for Multiflex UI are outlined on pages 1-23 till 1-36.



Size UI	Inch	1/4"	5/16"	3/8"	1/2"	3/4"	1"	1 1/4"	1 1/2"	2"	2 1/2"	3"	4"
Fittings	ISO	M12-M16	M16-M20	M16-M20	M20	M25	M32	M40	M50	M63	-	-	-
	PG	7	9 - 11	11 - 13,5	16	21	29	36	42	48	-	-	-
	NPT	-	-	1/2"	1/2"	3/4"	1"	1 1/4"	1 1/2"	2"	2 1/2"	3"	4"



Anaconda Compact nickel plated brass fittings for Multiflex UI / UIG

The nickel plated fittings series "compact" developed for Anaconda Seallite conduits, can be used also for UI/ UIG conduits replacing the standard polyamide clamping ring and the metal ferrule with a metal adapter for UI/ UIG, hereunder illustrated. These compact fittings have a shorter thread and are lighter in weight than their standard Anaconda counterpart described on pages 1-25 until 1-29, but their quality remains very high. All ferrules have been machine turned to ensure a neat fit while the high quality finish of the nickel plated brass fittings protects them against corrosion and gives them a nice appearance.

Material & Construction:

Construction: Nickel plated brass fitting, consisting of 4 parts (counter nut, clamping ring, ferrule and body).

Material: Counter nut, clamping ring, ferrule and body are nickel plated brass. O-rings are from NBR (black for ISO metric and blue).

Temperature: -55 °C till +260 °C continuous.

Protection class: IP 40.

Colour: Metal.

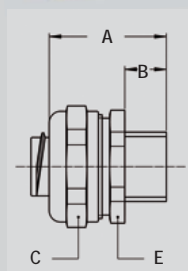
Connection set, nickel plated brass, for combination with Multiflex type UIG / UI



Thread	UIG/UI Size (inch)	Min. Internal Bore (mm)	Fitting thread size			Standard Package	Article Number	Weight (Kg/100)
			ISO	Pg	NPT			
-	5/16"	6,8	M16 x 1,5	Pg 11	1/2" NPT	10	817.210.9	2,2
-	3/8"	9,8	M16 x 1,5	Pg 11	1/2" NPT	10	817.213.9	2,0
-	1/2"	13,9	M20 x 1,5	Pg 16	1/2" NPT	10	817.216.9	2,4
-	3/4"	18,5	M25 x 1,5	Pg 21	3/4" NPT	5	817.220.9	3,8
-	1"	22,8	M32 x 1,5	Pg 29	1" NPT	5	817.226.9	4,0
-	1.1/4"	30,8	M40 x 1,5	Pg 36	1.1/4" NPT	2	817.235.9	9,8
-	1.1/2"	36,9	M50 x 1,5	Pg 42	1.1/2" NPT	2	817.240.6*	4,2
-	2"	47,9	M63 x 1,5	Pg 48	2" NPT	2	817.250.6*	9,0

* Set consists of a clamping ring only, because the standard ferrules of the compact fittings for sizes 1.1/2" and 2" can be used also for UI/UIG conduit 1.1/2" and 2".

ISO straight compact fitting, male, nickel plated brass (including connection set)

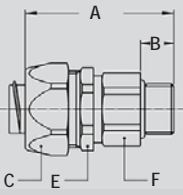


Thread	UIG/UI Size (inch)	Min. Internal Bore (mm)	Dimensions in mm					Standard Package	Article Number	Weight (Kg/100)
			A	B	C	D	E			
M16 x 1,5	5/16"	6,8	30	10	26	-	24	10	712.015.7	4,4
M20 x 1,5	5/16"	6,8	30	10	26	-	24	10	712.014.7	4,5
M16 x 1,5	3/8"	9,8	30	10	26	-	24	10	712.016.7	4,4
M20 x 1,5	3/8"	9,8	30	10	26	-	24	10	712.017.7	4,5
M20 x 1,5	1/2"	13,9	32	10	29	-	27	10	712.020.7	5,3
M25 x 1,5	3/4"	18,5	33	10	35	-	33	5	712.025.7	7,8
M32 x 1,5	1"	22,8	36	12	45	-	44	5	712.032.7	14,4
M40 x 1,5	1.1/4"	30,8	40	13	53	-	50	2	712.040.7	19,1
M50 x 1,5	1.1/2"	36,9	46	14	62	-	58	2	712.050.7	28,0
M63 x 1,5	2"	47,9	52	16	76	-	72	2	712.063.7	43,4

**ANACONDA
MULTIFLEX**

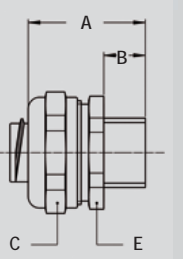
**FITTINGS FOR
TYPE UIG / UI
IP 40**

ISO straight swivel fitting, male, nickel plated brass
(including connection set).



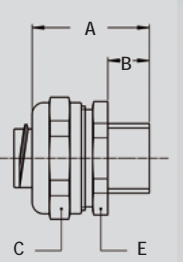
Thread	UIG/UI Size (inch)	Min. Internal Bore (mm)	Dimensions in mm					Standard Package	Article Number	Weight (Kg/100)
			A	B	C	D	E			
M16 x 1,5	5/16"	6,8	48	10	26	24	21	10	813.015.7	10,1
M16 x 1,5	3/8"	9,8	48	10	26	24	21	10	813.016.7	10,1
M20 x 1,5	1/2"	13,9	49	10	29	27	25	10	813.020.7	12,6
M25 x 1,5	3/4"	17,4	49	10	35	33	31	5	813.025.7	17,6
M32 x 1,5	1"	22,8	55	12	45	42	38	5	813.032.7	36,5
M40 x 1,5	1.1/4"	29,4	58	14	54	50	48	2	813.040.7	66,6
M50 x 1,5	1.1/2"	36,9	65	14	62	58	55	2	813.050.7	74,0
M63 x 1,5	2"	47,9	74	16	76	72	68	2	813.063.7	130,0

Pg straight compact fitting, male, nickel plated brass
(including connection set).



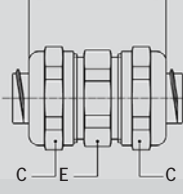
Thread	UIG/UI Size (inch)	Min. Internal Bore (mm)	Dimensions in mm					Standard Package	Article Number	Weight (Kg/100)
			A	B	C	D	E			
Pg 11	3/8"	9,8	30	10	26	-	24	10	710.011.7	4,8
Pg 13,5	3/8"	9,8	30	10	26	-	24	10	710.013.7	4,6
Pg 16	1/2"	13,9	32	10	29	-	27	10	710.016.7	5,3
Pg 21	3/4"	18,5	33	10	35	-	33	5	710.021.7	7,8
Pg 29	1"	22,8	36	12	45	-	44	5	710.029.7	14,4
Pg 36	1.1/4"	30,8	40	13	53	-	52	2	710.036.7	19,1
Pg 42	1.1/2"	36,9	46	14	62	-	60	2	710.042.7	29,4
Pg 48	2"	47,9	52	16	76	-	72	2	710.048.7	43,4

NPT straight compact fitting, male, nickel plated brass
(including connection set).



Thread	UIG/UI Size (inch)	Min. Internal Bore (mm)	Dimensions in mm					Standard Package	Article Number	Weight (Kg/100)
			A	B	C	D	E			
NPT 1/2"	3/8"	9,8	32	12	26	-	24	10	714.012.7	4,8
NPT 1/2"	1/2"	13,9	34	12	29	-	27	10	714.016.7	5,7
NPT 3/4"	3/4"	18,5	35	12	35	-	33	5	714.020.7	8,2
NPT 1"	1"	22,8	37	13	45	-	44	5	714.026.7	14,7
NPT 1.1/4"	1.1/4"	30,8	42	15	53	-	52	2	714.035.7	22,4
NPT 1.1/2"	1.1/2"	36,9	48	16	62	-	60	2	714.040.7	29,7
NPT 2"	2"	47,9	54	19	76	-	72	2	714.050.7	47,8

Conduit connector, nickel plated brass.



Thread	UIG/UI Size (inch)	Min. Internal Bore (mm)	Dimensions in mm					Standard Package	Article Number	Weight (Kg/100)
			A	B	C	D	E			
-	5/16"	6,8	41	-	26	-	24	10	784.010.7	11,4
-	3/8"	9,8	41	-	26	-	24	10	784.012.7	11,4
-	1/2"	13,9	45	-	29	-	27	10	784.016.7	13,8
-	3/4"	18,5	48	-	35	-	33	5	784.020.7	20,6
-	1"	22,8	53	-	45	-	44	5	784.026.7	33,2
-	1.1/4"	30,8	58	-	53	-	50	2	784.035.7	52,2
-	1.1/2"	36,9	69	-	62	-	58	2	784.040.7	60,8
-	2"	47,9	78	-	76	-	72	2	784.050.7	94,7

ANACONDA
MULTIFLEX

FITTINGS FOR
TYPE UIG / UI
IP 40



Anaconda nickel plated brass fittings for Multiflex UIG / UI.

These nickel plated brass Anaconda fittings can be used with all types of Anaconda Multiflex (except RWA). This Anaconda fitting is the most used universal fitting and offers great corrosion protection in combination with a nice appearance. By using the UIG/UI connection set consisting of a special turned ferrule and clamping ring, a very high pull-out strength is achieved. Next to the mentioned straight fittings, 45°/ 90° fittings as well as stainless steel fittings (up to +600 °C) are also possible (see chapter 5). The connection sets will be supplied separately.

Material & Construction:

Construction: Nickel plated brass fitting, consisting of 4 parts (counter nut, clamping ring, ferrule and body).

Material: Counter nut, clamping ring, ferrule and body are nickel plated brass. Inserts are from PA6 (red for ISO metric, blue for Pg and white for NPT).

Temperature: -55 °C till +260 °C continuous (for cable-hose fittings with NBR seal -40 °C till +260 °C).

Protection class: IP 40, (cable-hose fittings are IP 68 on the switchbox).

Colour: Metal.

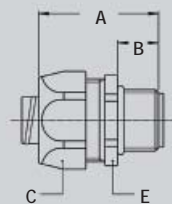
ANACONDA MULTIFLEX

Connection set, nickel plated brass, for combination with Multiflex type UIG / UI.



Thread	UIG/UI	Min. Internal Bore (mm)	Fitting thread size			Standard Package	Article Number	Weight (Kg/100)
	Size (inch)		ISO	Pg	NPT			
-	5/16"	6,8	M16 x 1,5	Pg 9	1/2" NPT	10	817.210.9	2,2
-	3/8"	9,8	M16 x 1,5	Pg 11	1/2" NPT	10	817.213.9	2,0
-	1/2"	13,9	M20 x 1,5	Pg 16	1/2" NPT	10	817.216.9	2,4
-	3/4"	18,5	M25 x 1,5	Pg 21	3/4" NPT	5	817.220.9	3,8
-	1"	22,8	M32 x 1,5	Pg 29	1" NPT	5	817.226.9	4,0
-	1.1/4"	30,8	M40 x 1,5	Pg 36	1.1/4" NPT	2	817.235.9	9,8
-	1.1/2"	36,8	M50 x 1,5	Pg 42	1.1/2" NPT	2	817.240.9	12,4
-	2"	47,8	M63 x 1,5	Pg 48	2" NPT	2	817.250.9	18,2

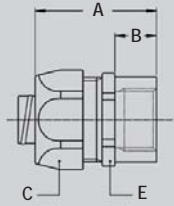
ISO straight fitting, male, nickel plated brass (including connection set).



Thread	UIG/UI	Min. Internal Bore (mm)	Dimensions in mm					Standard Package	Article Number	Weight (Kg/100)
	Size (inch)		A	B	C	D	E			
M16 x 1,5	5/16"	6,8	35	12	26	-	24	10	812.015.7	6,2
M20 x 1,5	5/16"	6,8	36	13	26	-	24	10	812.014.7	6,5
M16 x 1,5	3/8"	9,8	35	12	26	-	24	10	812.016.7	6,4
M20 x 1,5	3/8"	9,8	36	13	26	-	24	10	812.017.7	6,7
M20 x 1,5	1/2"	13,9	37	13	29	-	27	10	812.020.7	7,7
M25 x 1,5	3/4"	18,5	40	15	35	-	33	5	812.025.7	10,9
M32 x 1,5	1"	22,8	46	15	45	-	43	5	812.032.7	20,1
M40 x 1,5	1.1/4"	30,8	52	16	54	-	52	2	812.040.7	31,7
M50 x 1,5	1.1/2"	36,8	56	18	63	-	60	2	812.050.7	47,9
M63 x 1,5	2"	47,8	66	20	77	-	74	2	812.063.7	82,9

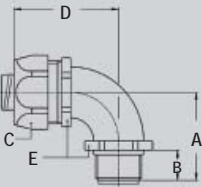
FITTINGS FOR TYPE UIG / UI IP 40

ISO straight fitting, female, nickel plated brass
(including connection set).



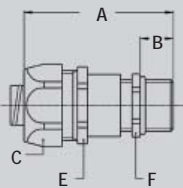
Thread	UIG/UI ISO	Min. Internal Bore (mm)	Dimensions in mm					Standard Package	Article Number	Weight (Kg/100)
			A	B	C	D	E			
M16 x 1,5	5/16"	6,8	35	12	26	-	24	10	812.315.7	6,4
M16 x 1,5	3/8"	9,8	35	12	26	-	24	10	812.316.7	6,6
M20 x 1,5	1/2"	13,9	37	13	29	-	27	10	812.320.7	9,4
M25 x 1,5	3/4"	18,5	40	15	35	-	33	5	812.325.7	12,0
M32 x 1,5	1"	22,8	46	15	45	-	43	5	812.332.7	20,9
M40 x 1,5	1.1/4"	30,8	52	16	54	-	52	2	812.340.7	33,1
M50 x 1,5	1.1/2"	36,8	56	18	63	-	60	2	812.350.7	46,8
M63 x 1,5	2"	47,8	66	20	77	-	74	2	812.363.7	81,2

ISO 90° fitting, male, nickel plated brass
(including connection set).



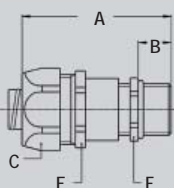
Thread	UIG/UI ISO	Min. Internal Bore (mm)	Dimensions in mm					Standard Package	Article Number	Weight (Kg/100)
			A	B	C	D	E			
M16 x 1,5	5/16"	6,8	32	12	26	42	22	10	812.915.7	9,6
M20 x 1,5	5/16"	6,8	33	13	26	42	22	10	812.914.7	9,8
M16 x 1,5	3/8"	9,8	32	12	26	42	22	10	812.916.7	9,8
M20 x 1,5	3/8"	9,8	33	13	26	42	22	10	812.917.7	10,0
M20 x 1,5	1/2"	13,9	36	13	29	43	27	10	812.920.7	14,4
M25 x 1,5	3/4"	18,5	43	15	35	48	33	5	812.925.7	22,2
M32 x 1,5	1"	22,8	48	15	45	59	42	5	812.932.7	34,2
M40 x 1,5	1.1/4"	30,8	57	16	54	68	51	2	812.940.7	59,9
M50 x 1,5	1.1/2"	36,8	63	18	63	78	60	2	812.950.7	90,9
M63 x 1,5	2"	47,8	74	20	77	96	74	2	812.963.7	149,2

ISO cable-hose fitting, male, nickel plated brass
(including connection set).



Thread	UI/UIG ISO	Clamping Range (mm)	Dimensions in mm					Standard Package	Article Number	Weight (Kg/100)
			A	B	C	E	F			
M16 x 1,5	5/16"	4 - 6,8	57	12	26	24	18	10	812.715.7	7,4
M16 x 1,5	3/8"	4 - 8	57	12	26	24	18	10	812.716.7	9,4
M20 x 1,5	3/8"	6 - 9,8	57	12	26	24	22	10	812.717.7	11,1
M20 x 1,5	1/2"	6 - 12	59	12	29	27	22	10	812.720.7	11,5
M25 x 1,5	1/2"	10 - 13,9	62	12	29	27	27	5	812.722.7	13,5
M32 x 1,5	3/4"	13 - 18	70	15	35	33	34	5	812.728.7	23,2
M40 x 1,5	1"	18 - 22,8	83	15	45	43	43	2	812.735.7	35,2
M50 x 1,5	1.1/4"	22 - 30,8	96	15	54	52	55	2	812.745.7	69,8

ISO cable-hose fitting, male, nickel plated brass, silicone
insert up to max +260 °C (including connection set).

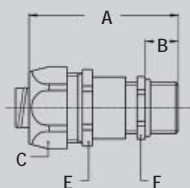


Thread	UI/UIG ISO	Clamping Range (mm)	Dimensions in mm					Standard Package	Article Number	Weight (Kg/100)
			A	B	C	E	F			
M16 x 1,5	5/16"	4 - 6	50	5	26	24	18	10	812.715.73	7,4
M16 x 1,5	3/8"	4 - 9	50	5	26	24	18	10	812.716.73	9,4
M20 x 1,5	1/2"	4,5 - 12	53	6	29	27	22	10	812.720.73	11,5
M25 x 1,5	1/2"	10 - 13	57	7	29	27	28	5	812.722.73	13,5

ANACONDA
MULTIFLEX

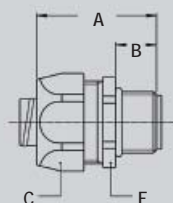
FITTINGS FOR
TYPE UIG / UI
IP 40

ISO, EMC-cable-hose fitting, male, nickel plated brass
(including connection set).



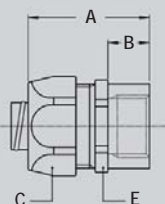
Thread	UIG/UI Size (inch)	Clamping Range (mm)	Dimensions in mm					Standard Package	Article Number	Weight (Kg/100)
			A	B	C	E	F			
M16 x 1,5	5/16"	4 - 6,8	57	12	26	24	18	10	812.615.7	7,4
M16 x 1,5	3/8"	4 - 8	57	12	26	24	18	10	812.616.7	9,4
M20 x 1,5	3/8"	6 - 9,8	57	12	26	24	22	10	812.617.7	11,1
M20 x 1,5	1/2"	6 - 12	59	12	29	27	22	10	812.620.7	11,5
M25 x 1,5	1/2"	10 - 13,9	62	12	29	27	27	5	812.622.7	13,5
M32 x 1,5	3/4"	13 - 18	70	15	35	33	34	5	812.628.7	22,6
M40 x 1,5	1"	18 - 22,8	83	15	45	43	43	2	812.635.7	38,0

Pg straight fitting, male, nickel plated brass
(including connection set).



Thread Pg	UIG/UI Size (inch)	Min. Internal Bore (mm)	Dimensions in mm					Standard Package	Article Number	Weight (Kg/100)
			A	B	C	D	E			
Pg 9	5/16"	6,8	35	12	26	-	24	10	810.009.7	6,4
Pg 11	5/16"	6,8	35	12	26	-	24	10	810.012.7	7,2
Pg 9	3/8"	9,8	35	12	26	-	24	10	810.010.7	6,4
Pg 11	3/8"	9,8	35	12	26	-	24	10	810.011.7	7,2
Pg 13,5	3/8"	9,8	35	12	26	-	24	10	810.013.7	7,2
Pg 16	1/2"	13,9	37	13	29	-	27	10	810.016.7	8,1
Pg 21	3/4"	18,5	40	15	35	-	33	5	810.021.7	11,4
Pg 29	1"	22,8	46	15	45	-	43	5	810.029.7	27,6
Pg 36	1.1/4"	30,8	52	16	54	-	52	2	810.036.7	38,4
Pg 42	1.1/2"	36,8	56	18	63	-	60	2	810.042.7	52,8
Pg 48	2"	47,8	66	20	77	-	74	2	810.048.7	81,4

Pg straight fitting, female, nickel plated brass
(including connection set).

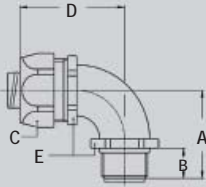


Thread Pg	UIG/UI Size (inch)	Min. Internal Bore (mm)	Dimensions in mm					Standard Package	Article Number	Weight (Kg/100)
			A	B	C	D	E			
Pg 11	5/16"	6,8	35	12	26	-	24	10	810.312.7	6,7
Pg 11	3/8"	9,8	35	12	26	-	24	10	810.311.7	6,9
Pg 13,5	5/16"	6,8	35	12	26	-	24	10	810.314.7	7,2
Pg 13,5	3/8"	9,8	35	12	26	-	24	10	810.313.7	7,4
Pg 16	1/2"	13,9	37	13	29	-	27	10	810.316.7	8,1
Pg 21	3/4"	18,5	40	15	35	-	33	5	810.321.7	12,3
Pg 29	1"	22,8	46	15	45	-	43	5	810.329.7	23,3
Pg 36	1.1/4"	30,8	52	16	54	-	52	2	810.336.7	33,1
Pg 42	1.1/2"	36,8	56	18	63	-	60	2	810.342.7	48,8
Pg 48	2"	47,8	66	20	77	-	74	2	810.348.7	84,2

ANACONDA
MULTIFLEX

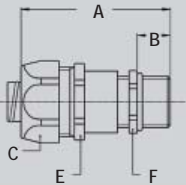
FITTINGS FOR
TYPE UIG / UI
IP 40

Pg 90° fitting, male, nickel plated brass
(including connection set).



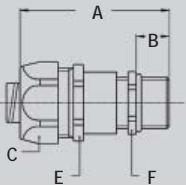
Thread	UG/UI	Min. Internal Bore (mm)	Dimensions in mm					Standard Package	Article Number	Weight (Kg/100)
			A	B	C	D	E			
Pg 11	5/16"	6,8	32	12	26	42	22	10	810.912.7	10,3
Pg 13,5	5/16"	6,8	32	12	26	42	22	10	810.914.7	10,3
Pg 11	3/8"	9,8	32	12	26	42	22	10	810.911.7	10,5
Pg 13,5	3/8"	9,8	32	12	26	42	22	10	810.913.7	10,5
Pg 16	1/2"	13,9	36	13	29	43	27	10	810.916.7	17,1
Pg 21	3/4"	18,5	43	15	35	48	33	5	810.921.7	24,6
Pg 29	1"	22,8	48	15	45	59	42	5	810.929.7	37,9
Pg 36	1.1/4"	30,8	57	16	54	68	51	2	810.936.7	66,3
Pg 42	1.1/2"	36,8	63	18	63	78	60	2	810.942.7	93,7
Pg 48	2"	47,8	74	20	77	96	74	2	810.948.7	151,3

Pg cable-hose fitting, male, nickel plated brass
(including connection set).



Thread	UG/UI	Clamping Range (mm)	Dimensions in mm					Standard Package	Article Number	Weight (Kg/100)
			A	B	C	E	F			
Pg 9	5/16"	4 - 6,8	55	10	26	24	17	10	810.709.7	9,2
Pg 9	3/8"	5 - 8	55	10	26	24	20	10	810.712.7	9,4
Pg 11	3/8"	5 - 9,8	55	10	26	24	20	10	810.711.7	11,1
Pg 13,5	1/2"	6 - 12	57	10	29	27	22	10	810.715.7	11,5
Pg 16	1/2"	10 - 13,9	60	10	29	27	24	10	810.716.7	13,5
Pg 21	3/4"	13 - 18	67	12	35	33	30	5	810.721.7	22,6
Pg 29	1"	18 - 22,8	80	12	45	43	40	5	810.729.7	38,0

Pg cable-hose fitting, male, nickel plated brass, silicone insert up to max +260 °C (including connection set).

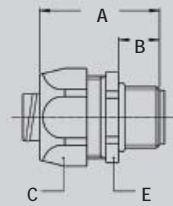


Thread	UG/UI	Clamping Range (mm)	Dimensions in mm					Standard Package	Article Number	Weight (Kg/100)
			A	B	C	E	F			
Pg 11	3/8"	5 - 9,8	51	6	26	24	22	10	810.711.73	11,1
Pg 13,5	1/2"	8 - 12	54	7	29	27	24	10	810.715.73	11,5
Pg 16	1/2"	8 - 13,9	56	6	29	27	24	10	810.716.73	13,5
Pg 21	3/4"	10 - 18	62	7	35	33	32	5	810.721.73	22,6

ANACONDA
MULTIFLEX

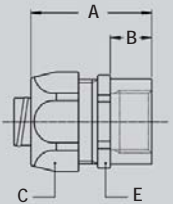
FITTINGS FOR
TYPE UG / UI
IP 40

NPT straight fitting, male, nickel plated brass
(including connection set).



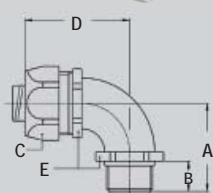
Thread NPT	UIG/UI Size (inch)	Min. Internal Bore (mm)	Dimensions in mm					Standard Package	Article Number	Weight (Kg/100)
			A	B	C	D	E			
1/2" NPT	5/16"	6,8	35	12	26	-	24	10	814.011.7	7,0
1/2" NPT	3/8"	9,8	35	12	26	-	24	10	814.012.7	7,2
1/2" NPT	1/2"	13,9	37	13	29	-	27	10	814.016.7	8,0
3/4" NPT	3/4"	18,5	40	15	35	-	33	5	814.020.7	11,9
1" NPT	1"	22,8	46	15	45	-	43	5	814.026.7	27,6
1.1/4" NPT	1.1/4"	30,8	52	16	54	-	52	2	814.035.7	43,8
1.1/2" NPT	1.1/2"	36,8	56	18	63	-	60	2	814.040.7	49,4
2" NPT	2"	47,8	66	20	77	-	74	2	814.050.7	82,9

NPT straight fitting, female, nickel plated brass
(including connection set).



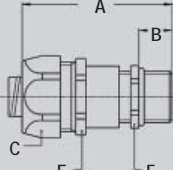
Thread NPT	UIG/UI Size (inch)	Min. Internal Bore (mm)	Dimensions in mm					Standard Package	Article Number	Weight (Kg/100)
			A	B	C	D	E			
1/2" NPT	5/16"	6,8	37	13	26	-	24	10	814.311.7	6,7
1/2" NPT	3/8"	9,8	37	13	26	-	24	10	814.312.7	6,9
1/2" NPT	1/2"	13,9	37	13	29	-	27	10	814.316.7	8,0
3/4" NPT	3/4"	18,5	40	15	35	-	33	5	814.320.7	12,0
1" NPT	1"	22,8	46	15	45	-	43	5	814.326.7	23,3
1.1/4" NPT	1.1/4"	30,8	52	16	54	-	52	2	814.335.7	33,1
1.1/2" NPT	1.1/2"	36,8	56	18	63	-	60	2	814.340.7	49,4
2" NPT	2"	47,8	66	20	77	-	74	2	814.350.7	82,7

NPT 90° fitting, male, nickel plated brass
(including connection set).



Thread NPT	UIG/UI Size (inch)	Min. Internal Bore (mm)	Dimensions in mm					Standard Package	Article Number	Weight (Kg/100)
			A	B	C	D	E			
1/2" NPT	5/16"	6,8	32	12	26	42	22	10	814.911.7	14,7
1/2" NPT	3/8"	9,8	32	12	26	42	22	10	814.912.7	14,9
1/2" NPT	1/2"	13,9	36	13	29	43	27	10	814.916.7	16,4
3/4" NPT	3/4"	18,5	43	15	35	48	33	5	814.920.7	25,0
1" NPT	1"	22,8	48	15	45	59	42	5	814.926.7	34,3
1.1/4" NPT	1.1/4"	30,8	57	16	54	68	51	2	814.935.7	66,3
1.1/2" NPT	1.1/2"	36,8	63	18	63	78	60	2	814.940.7	94,7
2" NPT	2"	47,8	74	20	77	96	74	2	814.950.7	151,3

NPT cable-hose fitting, male, nickel plated brass
(including connection set).



Thread NPT	UIG/UI Size (inch)	Clamping Range (mm)	Dimensions in mm					Standard Package	Article Number	Weight (Kg/100)
			A	B	C	E	F			
3/8" NPT	5/16"	4 - 6,8	60	15	26	24	17	10	814.709.7	9,2
3/8" NPT	3/8"	4 - 8	60	15	26	24	17	10	814.710.7	9,4
1/2" NPT	3/8"	6 - 9,8	57	13	26	24	22	10	814.712.7	13,3
1/2" NPT	1/2"	6 - 12	59	13	29	27	22	10	814.715.7	13,5
3/4" NPT	3/4"	13 - 18	68	13	35	33	30	5	814.721.7	22,6

ANACONDA
MULTIFLEX

FITTINGS FOR
TYPE UIG / UI
IP 40



Anamet zinc diecast fitting for Multiflex UIG

The zinc diecast fittings developed for Anaconda Sealtite conduits large sizes, can be used also for UIG conduits large sizes replacing the standard polyamide clamping ring with a metal clamping ring adapter for UIG, hereunder illustrated. This Anamet fitting offers good corrosion protection in combination with a smooth appearance. By using the special UIG clamping rings, a very high pull-out strength is achieved.



Material & Construction:

Construction: Zinc diecast fitting, consisting of 4 parts (counter nut, clamping ring, ferrule and body).

Material: Counter nut and body are zinc diecasted, clamping rings are nickel plated brass and ferrule is plated steel.

Temperature: -40 °C till +125 °C continuous.

Protection class: IP 40.

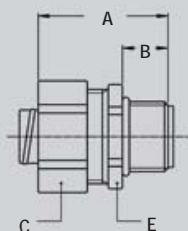
Colour: Metal.

Clamping ring, nickel plated brass, for combination with Multiflex type UIG.



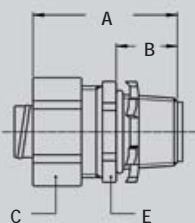
Thread	UIG Size (inch)	Min. Internal Bore (mm)	Fitting thread size			Standard Package	Article Number	Weight (Kg/100)
			ISO	Pg	NPT			
-	1.1/2"	-	M50 x 1,5	-	1.1/2" NPT	2	817.240.6	4,2
-	2"	-	M63 x 1,5	-	2" NPT	2	817.250.6	9,2
-	2.1/2"	-	-	-	2.1/2" NPT	1	817.263.6	18,8
-	3"	-	-	-	3" NPT	1	817.275.6	26,9
-	4"	-	-	-	4" NPT	1	817.299.6	35,0

ISO straight fitting, male, zinc diecast (including clamping ring).



Thread ISO	UIG Size (inch)	Min. Internal Bore (mm)	Dimensions in mm					Standard Package	Article Number	Weight (Kg/100)
			A	B	C	D	E			
M50 x 1,5	1.1/2"	37,5	47	15	59	-	57	2	293.040.7	25,8
M63 x 1,5	2"	48,5	55	19	74	-	73	2	293.050.7	43,2

NPT straight fitting, male, zinc diecast (including clamping ring).



Thread NPT	UIG Size (inch)	Min. Internal Bore (mm)	Dimensions in mm					Standard Package	Article Number	Weight (Kg/100)
			A	B	C	D	E			
NPT 2.1/2"	2.1/2"	61,0	71	24	90	-	86	1	294.063.7	86,2
NPT 3"	3"	74,0	75	26	108	-	104	1	294.075.7	123,5
NPT 4"	4"	95,0	80	28	134	-	128	1	294.099.7	160,0



Anaconda compact fittings, UL & CSA, stainless steel AISI-304, for Multiflex UI.

These stainless steel AISI-304 Anaconda fittings can be used with all types of Anaconda Multiflex (except RWA). This Anaconda fitting is the most used universal fitting and offers great corrosion protection in combination with a nice appearance. By using the UI connection set consisting of a nickel plated brass turned ferrule and special clamping ring, a very high pull-out strength is achieved. The connection set will be supplied separately.

Material & Construction:

Construction: Stainless steel AISI-304 fitting, consisting of 4 parts (counter nut, clamping ring, ferrule and body).



Material: Counter nut and body are stainless steel AISI-304. The clamping ring and ferrule are made of nickel plated brass. O-rings are from NBR (black for ISO metric and blue).

Temperature: -55 °C till +260 °C continuous.

Protection class: IP 40.

Colour: Metal.

ANACONDA MULTIFLEX

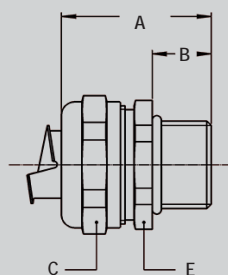
FITTINGS FOR TYPE UI IP 40

Connection set, nickel plated brass, for combination with Multiflex type UI.



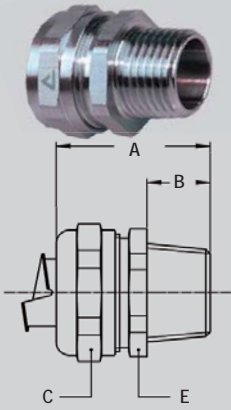
Thread	UI	Min. Internal Bore (mm)	Fitting thread size			Standard Package	Article Number	Weight (Kg/100)
	Size (inch)		ISO	Pg	NPT			
-	3/8"	9,8	M16 x 1,5	Pg 11	1/2" NPT	10	817.213.9	2,0
-	1/2"	13,9	M20 x 1,5	Pg 16	1/2" NPT	10	817.216.9	2,4
-	3/4"	18,5	M25 x 1,5	Pg 21	3/4" NPT	5	817.220.9	3,8
-	1"	22,8	M32 x 1,5	Pg 29	1" NPT	5	817.226.9	4,0
-	1.1/4"	30,8	M40 x 1,5	Pg 36	1.1/4" NPT	2	817.235.9	9,8
-	1.1/2"	36,8	M50 x 1,5	Pg 42	1.1/2" NPT	2	817.240.9	12,4
-	2"	47,8	M63 x 1,5	Pg 48	2" NPT	2	817.250.9	18,2

ISO straight fitting, compact, stainless steel AISI-304 (including connection set).



Thread	UI	Min. Internal Bore (mm)	Dimensions in mm					Standard Package	Article Number	Weight (Kg/100)
	Size (inch)		A	B	C	D	E			
M16 x 1,5	3/8"	9,8	31	10	26	-	24	10	712.016.8	3,9
M20 x 1,5	3/8"	9,8	31	10	26	-	24	10	712.017.8	4,0
M20 x 1,5	1/2"	13,9	32	10	29	-	27	10	712.020.8	4,4
M25 x 1,5	3/4"	18,5	33	10	35	-	33	5	712.025.8	6,6
M32 x 1,5	1"	22,8	36	12	45	-	42	5	712.032.8	11,7
M40 x 1,5	1.1/4"	30,8	40	13	53	-	50	2	712.040.8	16,0
M50 x 1,5	1.1/2"	36,8	46	14	62	-	58	2	712.050.8	25,3
M63 x 1,5	2"	47,8	52	16	76	-	72	2	712.063.8	38,6


NPT straight fitting, compact, male, stainless steel
AISI-304 (including connection set).



Thread	UI	Min. Internal Bore (mm)	Dimensions in mm					Standard Package	Article Number	Weight (Kg/100)
			A	B	C	D	E			
NPT 1/2"	3/8"	9,8	35	14	26	-	24	10	714.012.9	4,4
NPT 1/2"	1/2"	13,9	36	14	29	-	27	10	714.016.9	5,0
NPT 3/4"	3/4"	18,5	37	14	35	-	33	5	714.020.9	7,0
NPT 1"	1"	22,8	40	16	45	-	42	5	714.026.9	12,6
NPT 1.1/4"	1.1/4"	30,8	43	16	53	-	50	2	714.035.9	16,8
NPT 1.1/2"	1.1/2"	36,8	50	18	62	-	58	2	714.040.9	25,8
NPT 2"	2"	47,8	56	20	76	-	72	2	714.050.9	41,2

**ANACONDA
MULTIFLEX**

**FITTINGS FOR
TYPE UI
IP 40**



Anaconda stainless steel fittings for Multiflex UI.

These stainless steel Anaconda fittings can be used with all types of Anaconda Multiflex (except RWA). This Anaconda fitting offers superior corrosion protection in combination with a nice appearance. By using the UI connection set consisting of a special turned ferrule and clamping ring, a very high pull-out strength is achieved. The standard stainless steel fittings are AISI-304 or AISI-316.

The connection set can be combined with all types of stainless steel Anaconda fittings and will be supplied separately.

Material & Construction:

Construction: Stainless steel (AISI-304 or AISI-316) fitting, consisting of 4 parts (counter nut, clamping ring, ferrule and body).

Material: Counter nut and body are stainless steel (AISI-304 or AISI-316), clamping ring and ferrule are nickel plated brass. Inserts are from PA6 (red for ISO metric, blue for Pg and white for NPT).

Temperature: -55 °C till +260 °C continuous.

Protection class: IP 40, (cable-hose fittings are IP 68 on the switchbox).

Colour: Metal.

ANACONDA MULTIFLEX

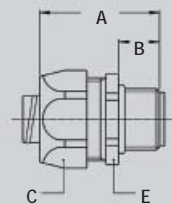
Connection set, nickel plated brass, for combination with Multiflex type UI.



Thread	UI	Min. Internal Bore (mm)	Fitting thread size			Standard Package	Article Number	Weight (Kg/100)
	Size (inch)		ISO	Pg	NPT			
-	5/16"	6,8	M16 x 1,5	Pg 9	1/2" NPT	10	817.210.9	2,2
-	3/8"	9,8	M16 x 1,5	Pg 11	1/2" NPT	10	817.213.9	2,0
-	1/2"	13,9	M20 x 1,5	Pg 16	1/2" NPT	10	817.216.9	2,4
-	3/4"	18,5	M25 x 1,5	Pg 21	3/4" NPT	5	817.220.9	3,8
-	1"	22,8	M32 x 1,5	Pg 29	1" NPT	5	817.226.9	4,0
-	1.1/4"	30,8	M40 x 1,5	Pg 36	1.1/4" NPT	2	817.235.9	9,8
-	1.1/2"	36,8	M50 x 1,5	Pg 42	1.1/2" NPT	2	817.240.9	12,4
-	2"	47,8	M63 x 1,5	Pg 48	2" NPT	2	817.250.9	18,2

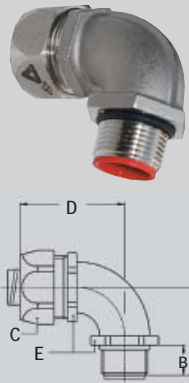
FITTINGS FOR TYPE UI IP 40

ISO straight fitting, male, stainless steel (AISI-304) (including connection set).



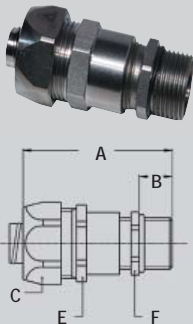
Thread	UI	Min. Internal Bore (mm)	Dimensions in mm					Standard Package	Article Number	Weight (Kg/100)
	Size (inch)		A	B	C	D	E			
M16 x 1,5	5/16"	6,8	35	12	27	-	24	10	812.015.8	6,2
M20 x 1,5	5/16"	6,8	36	13	27	-	24	10	812.014.8	6,5
M16 x 1,5	3/8"	9,8	35	12	27	-	24	10	812.016.8	6,4
M20 x 1,5	3/8"	9,8	36	13	27	-	24	10	812.017.8	6,7
M20 x 1,5	1/2"	13,9	37	13	30	-	27	10	812.020.8	7,7
M25 x 1,5	3/4"	18,5	40	15	36	-	36	5	812.025.8	10,9
M32 x 1,5	1"	22,8	46	15	46	-	46	5	812.032.8	20,1
M40 x 1,5	1.1/4"	30,8	52	16	54	-	52	2	812.040.8	31,7

ISO 90° fitting, male, stainless steel (AISI-304)
(including connection set).



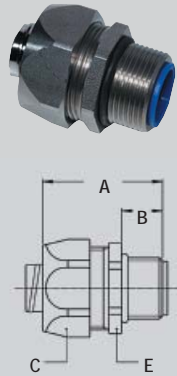
Thread	UI	Min. Internal Bore (mm)	Dimensions in mm					Standard Package	Article Number	Weight (Kg/100)
			A	B	C	D	E			
M16 x 1,5	5/16"	6,8	32	12	27	42	22	10	812.915.8	9,6
M20 x 1,5	5/16"	6,8	33	13	27	42	22	10	812.914.8	9,8
M16 x 1,5	3/8"	9,8	32	12	27	42	22	10	812.916.8	9,8
M20 x 1,5	3/8"	9,8	33	13	27	42	22	10	812.917.8	10,0
M20 x 1,5	1/2"	13,9	36	13	30	43	27	10	812.920.8	14,4
M25 x 1,5	3/4"	18,5	43	15	36	48	33	5	812.925.8	22,2

ISO cable-hose fitting, male, stainless steel (AISI-304)
(including connection set).



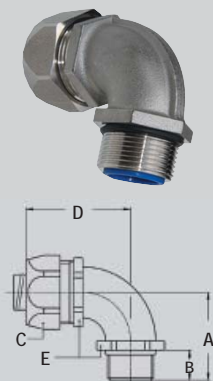
Thread	UI	Clamping Range (mm)	Dimensions in mm					Standard Package	Article Number	Weight (Kg/100)
			A	B	C	E	F			
M16 x 1,5	5/16"	4 - 6,8	57	12	27	24	18	10	812.715.8	7,4
M16 x 1,5	3/8"	4 - 8	57	12	27	24	18	10	812.716.8	9,4
M20 x 1,5	3/8"	6 - 9,8	57	12	27	24	22	10	812.717.8	11,1
M20 x 1,5	1/2"	6 - 12	59	12	30	27	22	10	812.720.8	11,5

Pg straight fitting, male, stainless steel (AISI-304)
(including connection set).



Thread	UI	Min. Internal Bore (mm)	Dimensions in mm					Standard Package	Article Number	Weight (Kg/100)
			A	B	C	D	E			
Pg 11	5/16"	6,8	35	12	27	-	24	10	810.012.8	7,2
Pg 11	3/8"	9,8	35	12	27	-	24	10	810.011.8	7,2
Pg 13,5	5/16"	6,8	35	12	27	-	24	10	810.014.8	7,2
Pg 13,5	3/8"	9,8	35	12	27	-	24	10	810.013.8	7,2
Pg 16	1/2"	13,9	37	13	30	-	27	10	810.016.8	8,1
Pg 21	3/4"	18,5	40	15	36	-	36	5	810.021.8	11,4
Pg 29	1"	22,8	46	15	46	-	46	5	810.029.8	27,6
Pg 36	1.1/4"	30,8	52	16	54	-	52	2	810.036.8	38,4
Pg 42	1.1/2"	36,8	56	18	63	-	60	2	810.042.8	52,8
Pg 48	2"	47,8	66	20	77	-	74	2	810.048.8	81,4

Pg 90° fitting, male, stainless steel (AISI-304)
(including connection set).

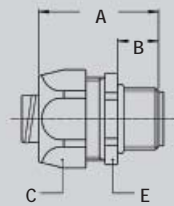


Thread	UI	Min. Internal Bore (mm)	Dimensions in mm					Standard Package	Article Number	Weight (Kg/100)
			A	B	C	D	E			
Pg 11	5/16"	6,8	32	12	27	42	22	10	810.912.8	10,3
Pg 11	3/8"	9,8	32	12	27	42	22	10	810.911.8	10,3
Pg 16	1/2"	13,9	36	13	30	43	27	10	810.916.8	17,1
Pg 21	3/4"	18,5	43	15	36	48	33	5	810.921.8	24,6
Pg 29	1"	22,8	48	15	46	59	42	5	810.929.8	37,9

ANACONDA
MULTIFLEX

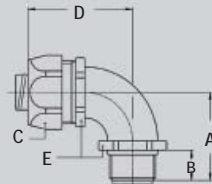
FITTINGS FOR
TYPE UI
IP 40

NPT straight fitting, male, stainless steel (AISI-304)
(including connection set).



Thread	UI Size (inch)	Min. Internal Bore (mm)	Dimensions in mm					Standard Package	Article Number	Weight (Kg/100)
			A	B	C	D	E			
1/2" NPT	5/16"	6,8	35	12	27	-	24	10	814.011.8	7,0
1/2" NPT	3/8"	9,8	35	12	27	-	24	10	814.012.8	7,2
1/2" NPT	1/2"	13,9	37	13	30	-	27	10	814.016.8	8,0
3/4" NPT	3/4"	18,5	40	15	36	-	36	5	814.020.8	11,9
1" NPT	1"	22,8	46	15	46	-	46	5	814.026.8	27,6


NPT 90° fitting, male, stainless steel (AISI-304)
(including connection set).



Thread	UI Size (inch)	Min. Internal Bore (mm)	Dimensions in mm					Standard Package	Article Number	Weight (Kg/100)
			A	B	C	D	E			
1/2" NPT	5/16"	6,8	32	12	27	42	22	10	814.911.8	14,7
1/2" NPT	3/8"	9,8	32	12	27	42	22	10	814.912.8	14,9
1/2" NPT	1/2"	13,9	36	13	30	43	27	10	814.916.8	16,4
3/4" NPT	3/4"	18,5	43	15	36	48	33	5	814.920.8	25,0
1" NPT	1"	22,8	48	15	46	59	42	5	814.926.8	34,3

ANACONDA
MULTIFLEX

FITTINGS FOR
TYPE UI
IP 40



Anaconda AISI-316 stainless steel fittings for Multiflex UI.

These stainless steel Anaconda fittings can be used with all types of Anaconda Multiflex (except RWA). This Anaconda fitting offers superior corrosion protection in combination with a nice appearance. By using the UI connection set consisting of a special turned ferrule and clamping ring, a very high pull-out strength is achieved. The standard stainless steel fittings are AISI-316.

The connection set can be combined with all types of stainless steel Anaconda fittings and will be supplied separately.

Material & Construction:

Construction: Stainless steel (AISI-316) fitting, consisting of 4 parts (counter nut, clamping ring, ferrule and body).

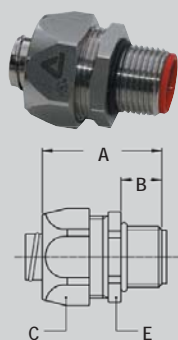
Material: Counter nut and body are stainless steel (AISI-316), clamping ring and ferrule are nickel plated brass. Inserts are from PA6 (red for ISO metric, blue for Pg and white for NPT).

Temperature: -55 °C till +260 °C continuous.

Protection class: IP 40.

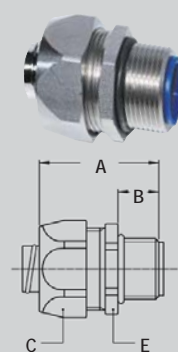
Colour: Metal.

ISO straight fitting, male, stainless steel (AISI-316) (including connection set).



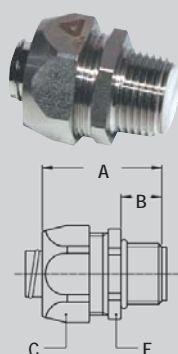
Thread	UI	Min. Internal Bore (mm)	Dimensions in mm					Standard Package	Article Number	Weight (Kg/100)
			A	B	C	D	E			
M16 x 1,5	3/8"	9,8	35	12	27	-	24	10	812.116.8	6,4
M20 x 1,5	1/2"	13,9	37	13	30	-	27	10	812.120.8	7,7
M25 x 1,5	3/4"	18,5	40	15	36	-	36	5	812.125.8	10,9
M32 x 1,5	1"	22,8	46	15	46	-	46	5	812.132.8	20,1

Pg straight fitting, male, stainless steel (AISI-316) (including connection set).



Thread	UI	Min. Internal Bore (mm)	Dimensions in mm					Standard Package	Article Number	Weight (Kg/100)
			A	B	C	D	E			
Pg 16	1/2"	13,9	37	13	30	-	27	10	810.116.8	8,1
Pg 21	3/4"	18,5	40	15	36	-	36	5	810.121.8	11,4
Pg 29	1"	22,8	46	15	46	-	43	5	810.129.8	27,6

NPT straight fitting, male, stainless steel (AISI-316) (including connection set).



Thread	UI	Min. Internal Bore (mm)	Dimensions in mm					Standard Package	Article Number	Weight (Kg/100)
			A	B	C	D	E			
1/2" NPT	3/8"	9,8	37	13	27	-	24	10	814.112.8	7,2
1/2" NPT	1/2"	13,9	37	13	30	-	27	10	814.116.8	8,0
3/4" NPT	3/4"	18,5	40	15	36	-	36	5	814.120.8	11,9
1" NPT	1"	22,8	46	15	46	-	43	5	814.126.8	27,6



Multiflex UI-CAP(capillary): small diameters, flexible and very corrosion resistant.

Anaconda Multiflex type UI-CAP is a small bore, flexible, fully interlocked, corrosion resistant stainless steel core conduit with high tensile and compression strength and excellent torque stress characteristics. Developed from the original Anaconda TCA (telephone cable armoring) which was used to protect sensitive wires in public telephone handsets from acts of vandalism, the UI-CAP is typically used nowadays to protect cables and wiring in sensitive measuring instruments, optic fibers, surveillance and security systems, robotics and sensor, microphone and telephone cables in bus systems.

Material & Construction:

Construction: Stainless steel (AISI-304) core, fully interlocked. On demand also available in AISI-316.

Temperature: -100 °C to +600 °C.

Colour: Metal coloured.

Classification according NEN-EN-IEC 61386:

Compression resistance: Class 5, Very Heavy (4000 N).

Impact resistance: Class 4, Heavy (6 J).

Tensile strength: Class 4, Heavy (1000 N).

Protection class: IP 40.



**ANACONDA
MULTIFLEX**

**CONDUIT
TYPE
UI-CAP**

UI-CAP	Diametre		Bending radius		Standard carton		Small carton		Reels		Weight (Kg/m)
	Size (DN)	Inside (mm)	Outside (mm)	Static (mm)	Dynamic (mm)	Metre	Article No.	Metre	Article No.	Metre	
4,5	4,5	7,5	35	45	-	575.145.0	-	-	-	-	0,08
5	5,0	8,0	35	45	-	575.030.0	-	-	-	-	0,09
5,5	5,5	8,5	40	50	-	575.040.0	-	-	-	-	0,10
6	6,0	9,0	40	50	-	575.060.0	-	-	-	-	0,11
7	7,0	10,0	45	55	-	575.045.0	-	-	-	-	0,12
8	8,0	11,0	45	55	-	575.840.0	-	-	-	-	0,14
9,5	9,5	12,5	50	60	-	511.010.0	-	-	-	-	0,19

* Type UI-CAP is produced in production lengths from approx. 50 to 100 meters, depending on the size and production run. Anamet will select the most appropriate production lengths to reach the total ordered quantity.

On request we also can cut and deburr based on the given length specifications.

* For 6 mm (1/4") diameter is also a galvanized steel version available (UIG-CAP code 107.006.0)

The fittings for Multiflex UI-CAP are outlined on pages 1-38 till 1-40.



Size UI-CAP	DN	4	4,5	5	5,5	6	7	8	9,5	-	-	-	-
Fittings	ISO	-	-	-	M12	M12 - M16	M12	M12 - M16	M12-16-20	-	-	-	-
	PG	-	-	-	7	7	7	7	9	-	-	-	-
	NPT	-	-	-	-	-	-	-	-	-	-	-	-



Anaconda nickel plated brass fittings for Multiflex UI-CAP.

The nickel plated brass Anaconda "small design" fittings are adapted for the use with Anaconda Multiflex type UI-CAP. This Anaconda fitting is the most used universal fitting and offers great corrosion protection in combination with a nice appearance. By using the UI-CAP connection set consisting of a special turned ferrule and clamping ring, a very high pull-out strength is achieved. Next to the mentioned straight fittings, custom made solutions are also possible. The connection set must be ordered separately.

Material & Construction:

Construction: Nickel plated brass fitting, consisting of 4 parts (counter nut, clamping ring, ferrule and body).

Material: Counter nut, clamping ring, ferrule and body are nickel plated brass.

Temperature: -55 °C till +260 °C continuous.

Protection class: IP 40.

Colour: Metal.

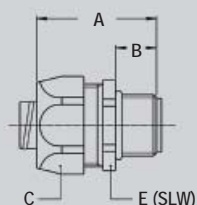
Connection set, nickel plated brass, for combination with Multiflex type UI-CAP.



Thread	UI-CAP Size (DN)	Min. Internal Bore (mm)	Fitting thread size			Standard Package	Article Number	Weight (Kg/100)
			ISO	Pg	NPT			
-	6	5,2	M12 x 1,5	Pg 7	-	10	817.206.9*	0,4
-	6	5,2	M16 x 1,5	-	-	10	817.206.9*	0,4
-	9,5	8,3	M12 x 1,5	Pg 9	-	10	817.209.9	2,2
-	9,5	8,3	M16 x 1,5	-	-	10	817.209.9	2,2
-	9,5	8,3	M20 x 1,5	-	-	10	817.209.9	2,2

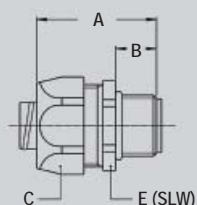
* Set consists of a clamping ring only.

ISO straight fitting, small design, male, nickel plated brass (excluding connection set).



Thread ISO	UI-CAP Size (DN)	Min. Internal Bore (mm)	Dimensions in mm					Standard Package	Article Number	Weight (Kg/100)
			A	B	C	D	E			
M12 x 1,5	6	5,2	33	10	19	-	17	10	812.012.2	2,8
M16 x 1,5	6	5,2	35	12	19	-	19	10	812.013.2	3,4
M12 x 1,5	9,5	8,3	33	10	22	-	20	10	812.011.2	3,6
M16 x 1,5	9,5	8,3	35	12	22	-	20	10	812.015.2	3,8
M20 x 1,5	9,5	8,3	36	13	22	-	24	10	812.014.2	4,2

Pg straight fitting, small design, male, nickel plated brass (excluding connection set).



Thread Pg	UI-CAP Size (DN)	Min. Internal Bore (mm)	Dimensions in mm					Standard Package	Article Number	Weight (Kg/100)
			A	B	C	D	E			
Pg 7	6	5,2	33	10	19	-	17	10	810.007.2	2,8
Pg 9	9,5	8,3	35	12	22	-	20	10	810.009.2	3,8



Anamet nickel plated brass fittings for Multiflex UI-CAP.

These nickel plated brass Anamet fittings are special solution fittings which can be used with Anaconda Multiflex type UI-CAP. The fittings can be locked by either glueing or pressing the additional cap. Besides the mentioned straight fittings, special made solutions are also possible, including supplying completed assemblies with specific custom made fittings that are already mounted.

Material & Construction:

Construction: Nickel plated brass fitting, consisting of 1 or 2 parts (body or body and cap).

Material: Body and cap are nickel plated brass.

Temperature: -55 °C till +260 °C continuous.

Protection class: IP 40.

Colour: Metal.

ANACONDA MULTIFLEX


FITTINGS FOR TYPE UI-CAP IP 40

Clamping cap, nickel plated brass, for combination with Multiflex type UI-CAP.



Thread	UI-CAP	Min. Internal Bore (mm)	Fitting thread size			Standard Package	Article Number	Weight (Kg/100)
	Size (DN)		ISO	Pg	NPT			
-	8	-	-	7	-	10	059.401.0	0,2

Pg straight fitting, fixed, male, nickel plated brass (excluding cap).



Thread	UI-CAP	Min. Internal Bore (mm)	Dimensions in mm					Standard Package	Article Number	Weight (Kg/100)
	Size (DN)		A	B	C	D	E			
Pg 7	8	6,5	24	8	14	-	-	10	260.507.0	0,6

Pg straight fitting, swivel, male, nickel plated brass (excluding cap).



Thread	UI-CAP	Min. Internal Bore (mm)	Dimensions in mm					Standard Package	Article Number	Weight (Kg/100)
	Size (DN)		A	B	C	D	E			
Pg 7	8	6,5	28	8	14	-	-	10	261.507.0	2,6

ISO straight fitting, male, nickel plated brass.



Thread	UI-CAP	Min. Internal Bore (mm)	Dimensions in mm					Standard Package	Article Number	Weight (Kg/100)
	Size (DN)		A	B	C	D	E			
M12 x 1,5	5,5	5,5	10	6	13	-	-	10	057.261.0	0,4
M12 x 1,5	7	7,0	21	10	13	-	-	10	055.581.0	0,4


* Fittings to be screwed at the outside, sustaining maximum bore.

Pg straight fitting, male, nickel plated brass.



Thread	UI-CAP	Min. Internal Bore (mm)	Dimensions in mm					Standard Package	Article Number	Weight (Kg/100)
	Size (DN)		A	B	C	D	E			
Pg 7	5,5	5,5	10	6	13	-	-	10	043.231.0	0,4

* Fittings to be screwed at the outside, sustaining maximum bore.



Anamet special stainless steel fittings for Multiflex UI-CAP.

These special stainless steel Anaconda fittings are special fittings made for Anaconda Multiflex type UI-CAP. In fact these are custom made solutions in our program. The fittings can be locked by pressing the additional cap. Anamet Europe also offers the service to cut on length and fix the fittings for you, thus supplying a complete integrated assembly.



Material & Construction:

Construction: Stainless steel fitting consisting of 2 parts (body and clamping cap).

Material: Body and clamping cap are stainless steel (AISI-304).

Temperature: -100 °C till +600 °C continuous.

Protection class: IP 40.

Colour: Metal.

Clamping cap, stainless steel AISI-304, for combination with Multiflex type UI-CAP.

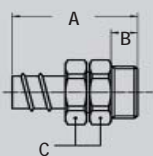


Thread	UI-CAP	Min. Internal Bore (mm)	Fitting thread size			Standard Package	Article Number	Weight (Kg/100)
	Size (DN)		ISO	Pg	NPT			
-	8	5,2	M12 x 1,5	-	-	10	222.703.1	0,2
-	8	5,2	M16 x 1,5	-	-	10	222.703.1	0,2

ISO straight fitting, swivel, male, stainless steel AISI-304.



Thread	UI-CAP Size (DN)	Min. Internal Bore (mm)	Dimensions in mm					Standard Package	Article Number	Weight (Kg/100)
			A	B	C	D	E			
M12 x 1,5	8	5,5	26	8	14	-	-	10	055.973.0	2,6
M16 x 1,5	8	5,5	28	10	17	-	-	10	055.983.0	2,6



**ANACONDA
MULTIFLEX**

**FITTINGS FOR
TYPE UI-CAP
IP 40**



Multiflex RWA: UL listed, light and very corrosion resistant

Anaconda Multiflex type RWA is a lightweight aluminum conduit that is both flexible and corrosion resistant. The conduit is easy to cut to size and is designed for applications in countries that require a UL-1 certification for metal uncovered conduits. The areas of application are diverse: lifts, escalators, lifts for the disabled, cookers, ovens, burners, household appliances and lamps. RWA can also be used in underground applications to protect cables as it is resistant against corrosion and rodent attack.

Material & Construction:

Construction: Aluminium, square-locked.

Special approvals: Meets the requirements of UL -1 (file # 98045) and CSA (size 3/8" only).

Complies with article 348, NEC.

Temperature: -45 °C to +260 °C.

Colour: Metal coloured.

Classification according NEN-EN-IEC 61386:

Compression resistance: Class 4, Heavy (1250 N).

Impact resistance: Class 4, Heavy (6 J).

Tensile strength: Class 3, Medium (500 N).

Protection class: IP 40 .



Square locked

ANACONDA MULTIFLEX

CONDUIT TYPE RWA

RWA	Diametre		Bending radius		Standard carton		Small carton		Reels		Weight (Kg/m)
	Size (Inch)	Inside (mm)	Outside (mm)	Static (mm)	Dynamic (mm)	Metre	Article No.	Metre	Article No.	Metre	
3/8"	9,8	14,9	60	85	30	332.012.1	-	-	-	-	0,10
1/2"	16,1	22,6	90	140	30	332.016.1	-	-	-	-	0,16
3/4"	20,9	27,3	115	165	30	332.020.1	-	-	-	-	0,22
1"	25,9	34,0	145	225	15	332.026.1	-	-	-	-	0,38
1.1/4"	32,4	40,4	180	270	15	332.035.1	-	-	-	-	0,45
1.1/2"	39,1	48,3	215	300	7,5	332.040.1	-	-	-	-	0,57
2"	51,8	61,0	285	390	7,5	332.050.1	-	-	-	-	0,72

The fittings for Multiflex RWA are outlined on pages 1-42 and 1-43.



Size RWA	Inch	1/4"	5/16"	3/8"	1/2"	3/4"	1"	1 1/4"	1 1/2"	2"	2 1/2"	3"	4"
Fittings	ISO	-	-	-	-	-	-	-	-	-	-	-	-
	PG	-	-	-	-	-	-	-	-	-	-	-	-
	NPT	-	-	1/2"	1/2"	3/4"	1"	1 1/4"	1 1/2"	2"	-	-	-



Anamet zinc die cast fittings for Multiflex RWA.

These zinc die cast fittings are light in weight and corrosion resistant. They are certified according to UL (for 3/8" size also CSA) for use in combination with uncovered metal flexible conduit type RWS (regular Wall Steel) and RWA (Regular Wall Aluminum).

Material & Construction:

Construction: Zinc die cast fitting, consisting of 1 piece.

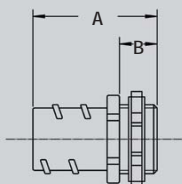
Material: Zinc die cast.

Temperature: -55 °C till +300 °C continuous.

Protection class: IP 40.

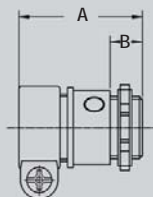
Colour: Metal.

NPT straight fitting, male, zinc die cast (including NPT lock nut).



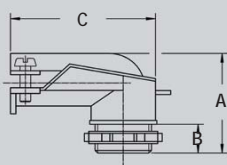
Thread NPT	RWA Size (inch)	Min. Internal Bore (mm)	Dimensions in mm					Standard Package	Article Number	Weight (Kg/100)
			A	B	C	D	E			
NPT 1/2"	3/8"	7,8	33	11	23	-	-	50	296.112.5	2,0
NPT 1/2"	1/2"	11,7	35	12	23	-	-	50	296.116.5	2,2
NPT 3/4"	3/4"	16,8	41	12	29	-	-	25	296.120.5	3,6

NPT straight fitting, male, zinc die cast (including NPT lock nut).



Thread NPT	RWA Size (inch)	Min. Internal Bore (mm)	Dimensions in mm					Standard Package	Article Number	Weight (Kg/100)
			A	B	C	D	E			
1/2" NPT	3/8"	9,8	26	11	28	-	-	25	296.012.0	2,6
1/2" NPT	1/2"	13,7	36	11	36	-	-	25	296.016.0	3,4
3/4" NPT	3/4"	18,8	39	11	40	-	-	25	296.020.0	5,4
1" NPT	1"	23,8	45	14	50	-	-	10	296.026.0	7,8
1.1/4" NPT	1.1/4"	31,6	49	16	57	-	-	10	296.035.0	-
1.1/2" NPT	1.1/2"	36,8	53	18	64	-	-	5	296.040.0	-
2" NPT	2"	48,0	60	19	78	-	-	5	296.050.0	-

NPT 90° fitting, male, zinc die cast (including NPT lock nut).



Thread NPT	RWA Size (inch)	Min. Internal Bore (mm)	Dimensions in mm					Standard Package	Article Number	Weight (Kg/100)
			A	B	C	D	E			
1/2" NPT	3/8"	9,8	28	9	44	28	-	25	296.912.0	3,6
1/2" NPT	1/2"	13,7	38	10	54	36	-	25	296.916.0	5,8
3/4" NPT	3/4"	18,8	42	11	61	40	-	25	296.920.0	7,2
1" NPT	1"	23,8	59	14	73	50	-	10	296.926.0	-
1.1/4" NPT	1.1/4"	31,6	70	16	102	57	-	10	296.935.0	-
1.1/2" NPT	1.1/2"	36,8	95	19	152	64	-	5	296.940.0	-
2" NPT	2"	48,0	102	19	152	78	-	5	296.950.0	-



Conduit connector, zinc die cast.



Thread	RWA	Min. Internal	Dimensions in mm					Standard	Article	Weight
NPT	Size (inch)	Bore (mm)	A	B	C	D	E	Package	Number	(Kg/100)
-	1/2"	13,6	-	-	-	-	-	25	883.416.0	2,2
-	3/4"	18,5	-	-	-	-	-	10	883.420.0	3,4
-	1"	23,8	-	-	-	-	-	10	883.426.0	10,0
-	1.1/4"	29,5	-	-	-	-	-	5	883.435.0	13,2
-	1.1/2"	36,8	-	-	-	-	-	5	883.440.0	15,4
-	2"	47,8	-	-	-	-	-	1	883.450.0	21,2

Insulation bushing for conduit RWA (to be used as end-cap).



Thread	RWA	Min. Internal	Dimensions in mm					Standard	Article	Weight
NPT	Size (inch)	Bore (mm)	A	B	C	D	E	Package	Number	(Kg/100)
-	3/8"	-	-	-	-	-	-	1000	296.412.0	0,03
-	1/2"	-	-	-	-	-	-	1000	296.216.0	0,05
-	3/4"	-	-	-	-	-	-	600	296.220.0	0,07

**ANACONDA
MULTIFLEX**

**FITTINGS FOR
TYPE RWA
IP 40**



ANAFLEX®:

Very flexible, halogen-free, non-smoke, extreme temperature range, EMI/EMP shielding.

Initially designed as a self-mounting flexible piping system for the HVAC (Heating, Ventilation & Airconditioning) it appears that the ANAFLEX® system from Anamet Europe BV offers also an ideal solution for various electrical installations. The ANAFLEX® consists completely of high quality stainless steel AISI-316L and stays even at high temperatures (till +250 °C) completely liquidtight. In combination with the unique ANAFLEX®-CLICK fittings an IP 69K sealing will be reached.

Due to the fact that the ANAFLEX® system has no plastic cover, it is highly resistant against oils, greases and solvents, and in case of fire there will be no development of toxic gases and smoke. Because ANAFLEX® consists of a continuous profiled tube, an optimum EMI/EMP shielding will be obtained.

The combination of all above mentioned characteristics makes ANAFLEX® in partially applicable in the subway-, train- and bus-building industry, in closed areas, airports, tunnels and (subway) stations, in the chemical and petrochemical industry, but also in the military sector, marine and air-traffic control.

Material & Construction:

Construction: Flexible parallel corrugated hose, stainless steel AISI-316L.

Temperature: -70 °C to +250 °C.

Colour: Metal.

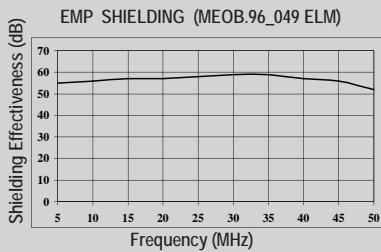
Classification according NEN-EN-IEC 61386:

Compression resistance: Class 3, Medium (750 N).

Impact resistance: Class 3, Medium (2 J).

Tensile strength: Class 4, Heavy (1000 N).

Protection class: IP 69K (dust-free, water-proof).



GOST-R




OIL



LOW SMOKE



EMP/EMV



Standard corrugation

**ANACONDA
MULTIFLEX**

**TUBING
TYPE
ANAFLEX**

Anaflex®	Diameter		Bending radius		Standard carton		Small carton		Reels		Weight (Kg/m)
	Size	Inside	Outside	Static	Dynamic	Metre	Article No.	Metre	Article No.	Metre	
DN	(mm)	(mm)	(mm)	(mm)	(mm)						
DN 12	12,2	16,7	45	180	30	465.012.1	10	465.012.3	120	465.012.5	0,12
DN 16	16,2	21,5	60	180	30	465.016.1	10	465.016.3	90	465.016.5	0,20
DN 20	20,3	26,7	70	190	30	465.020.1	10	465.020.3	60	465.020.5	0,28

The ANAFLEX® stainless steel hoses can be used in combination with the unique ANAFLEX®-CLICK fittings, as outlined on page 1-45.



Size Anaflex®	DN	-	-	-	12	16	20	-	-	-	-	-	-
Fittings	ISO	-	-	-	M16-M20	M20	M25	-	-	-	-	-	-
	PG	-	-	-	-	-	-	-	-	-	-	-	-
	NPT	-	-	-	1/2"	1/2"- 3/4"	3/4"	-	-	-	-	-	-



ANAFLEX® -CLICK:
Quick mounting, reliable, high temperature resistance and very high protection class IP 69K.

For the stainless steel ANAFLEX® hose, a special and unique fitting has been designed. The major advantage of these nickel plated brass ANAFLEX®-CLICK fittings is the easy click-on system (no need to dis-assemble the fitting first). After tightening the counter nut (2 till 3 full turns) a strong and fully liquid-tight connection is made (IP 69K).

Material & Construction:

Construction: Nickel plated brass fitting, consisting of 6 parts (body, counter nut, retaining ring and filler ring are nickel plated brass, internal sealing sleeve is from PTFE and the internal flat seal is from silicone rubber).

Special approvals: Click system tested and approved by the "Institut für Solartechnik SPF" (Switzerland).

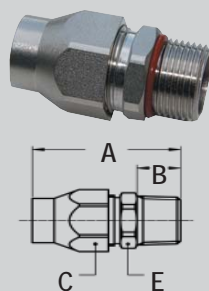
Temperature: -70 °C till +250 °C.

Colour: Metal.

**ANACONDA
MULTIFLEX**

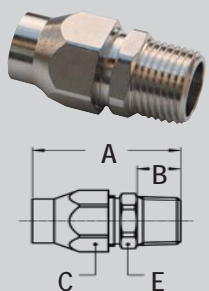
**FITTING TYPE
ANAFLEX-CLICK
IP 69K**

ISO straight fitting, male, nickel plated brass.



Thread	Anaflex Size (DN)	Min. Internal Bore (mm)	Dimensions in mm					Standard Package	Article Number	Weight (Kg/100)
			A	B	C	D	E			
M16 x 1,5	DN 12	10,0	47	12	24	-	22	10	842.016.0	5,9
M20 x 1,5	DN 12	10,0	48	13	24	-	22	10	842.017.0	6,1
M20 x 1,5	DN 16	14,0	54	13	29	-	27	10	842.020.0	9,0
M25 x 1,5	DN 20	18,0	60	15	36	-	34	5	842.025.0	15,6

NPT straight fitting, male, nickel plated brass.



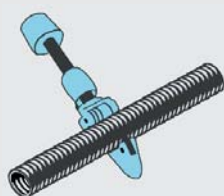
Thread	Anaflex Size (DN)	Min. Internal Bore (mm)	Dimensions in mm					Standard Package	Article Number	Weight (Kg/100)
			A	B	C	D	E			
NPT 1/2"	DN 12	10,0	50	15	24	-	22	10	844.012.0	6,3
NPT 1/2"	DN 16	14,0	58	17	29	-	27	10	844.016.0	9,7
NPT 3/4"	DN 16	14,0	59	17	29	-	27	5	844.018.0	10,5
NPT 3/4"	DN 20	18,0	62	17	36	-	34	5	844.020.0	16,0

* Also available with thread female NPT and ISO, male and female BSPT, clamping to rigid pipes of Ø 15 mm till Ø 22 mm.

Working of the system:

- Step 1. : Cut the hose to the desired length in the valley of the corrugation with a simple pipe-cutter or iron-saw.
- Step 2. : Turn back the nut with 1/2 a turn, to release the retaining ring, and push the fitting on the hose till the hose-end blocks on the flat seal inside the fitting.
- Step 3. : Tighten the nut 2 till 3 full turns with a wrench to get a complete leak tight connection.

Step 1




Step 2



Step 3













**CONDUIT SYSTEMS
FOR ELECTRICAL WIRES
AND CABLES:**

ANAMET MULTITITE

 **ANAMET EUROPE**
THE MANUFACTURER OF ANAMET MULTITITE

Conduit selection table Anamet Multitite.

Multitite	Material	Material	Temp. (°C)		Resistance (NEN-EN-IEC 61386)			Flexibility	Resistance		Approvals	Protection	Page
			Min.	Max.	Compr.	Impact	Tensile		UV	Oil			
 FCD Grey	Galvanised steel	PVC-RoHS	-20	+80	3 (750N)	3 (2J)	3 (500N)	++++	++	++		IP 67	2-02
 FCD Black	Galvanised steel	PVC-RoHS	-20	+80	3 (750N)	3 (2J)	3 (500N)	++++	++++	++		IP 67	2-03
 FCE Black	Galvanised steel	PVC-RoHS	-20	+80	4 (1250N)	4 (6J)	4 (1000N)	++++	++++	++		IP 67	2-04
 FCE-LFH Black	Galvanised steel	Polyolefin Halogen-free RoHS	-25	+80	4 (1250N)	4 (6J)	4 (1000N)	++++	++++	++		IP 67	2-05
 FCE-PU-V0 Black	Galvanised steel	Polyurethane Halogen-free RoHS	-50	+105	4 (1250N)	4 (6J)	4 (1000N)	++++	++++	++++		IP 67	2-06

CONDUIT SELECTION TABLE

The fittings for Multitite are outlined on the next pages after the conduit.





**Multitite FCD grey:
Light and flexible.**

Type FCD is, among others, being used in the building-industry, connection of control panels and protection against rodents. FCD is applied for quick and easy mounting and a light to medium mechanical protection.

Material & Construction:

Construction: Galvanised steel core, square-locked with thin wall convoluted thermoplastic (PVC compound) cover.
Cover specifications: PVC, lead-free according to RoHS.
Temperature: -20 °C to +80 °C, intermittent up to +90°C.
Colour: Grey (black is also available).

Classification according NEN-EN-IEC 61386:
Compression resistance: Class 3, Medium (750 N).
Impact resistance: Class 3, Medium (2 J).
Tensile strength: Class 3, Medium (500 N).
Protection class: IP 67 (dust-proof, water-tight).



Square locked

**ANAMET
MULTITITE**

**CONDUIT
TYPE FCD
GREY**

FCD	Diametre		Bending radius (CL)		Small coil		Standard coil		Large coil		Weight (Kg/m)
	Size	Inside	Outside	Static	Dynamic	Metre	Article No.	Metre	Article No.	Metre	
DN	(mm)	(mm)	(mm)	(mm)		Grey		Grey		Grey	
10	7,0	10,0	30	40	-	-	-	-	50	361.010.5	0,08
12	10,0	14,0	37	50	10	361.012.1	-	-	50	361.012.5	0,14
16	13,0	17,0	45	60	10	361.016.1	-	-	50	361.016.5	0,17
18	15,0	19,0	50	70	10	361.018.1	-	-	50	361.018.5	0,19
20	17,0	21,5	55	80	10	361.020.1	-	-	50	361.020.5	0,23
25	21,2	26,0	70	100	10	361.025.1	-	-	50	361.025.5	0,31
32	28,1	34,0	95	125	10	361.032.1	25	361.032.2	-	-	0,40
40	37,7	44,5	115	160	10	361.040.1	25	361.040.2	-	-	0,60
50	48,4	55,5	135	190	10	361.050.1	25	361.050.2	-	-	0,88

The fittings for Multitite FCD are outlined on pages 2-07 till 2-15.



Size Multitite	DN	10	12	16	18	20	25	32	40	50	-	-	-
Fittings	ISO	M10 / M12	M12 / M16	M16 / M20	M20	M20	M25	M32	M40	M50 / M63	-	-	-
	PG	7	9	11 / 13,5	13,5	16	21	29	36	48	-	-	-
	NPT	-	-	1/2"	-	1/2"	3/4"	1"	-	-	-	-	-



**Multitite FCD black:
Light and flexible.**

Type FCD is used in the building-industry, connection of control panels and offers protection against rodents. FCD is applied for quick and easy mounting and a light to medium mechanical protection.

Material & Construction:

Construction: Galvanised steel core, square-locked with thin wall convoluted thermoplastic (PVC compound) cover.

Cover specifications: PVC, lead-free according to RoHS, sunlight and UV resistant.

Temperature: -20 °C to +80 °C, intermittent up to +90 °C.

Colour: Black (grey is also available).

Classification according NEN-EN-IEC 61386:

Compression resistance: Class 3, Medium (750 N).

Impact resistance: Class 3, Medium (2 J).

Tensile strength: Class 3, Medium (500 N).

Protection class: IP 67 (dust-proof, water-tight).

**ANAMET
MULTITITE**



**CONDUIT
TYPE FCD
BLACK**

FCD	Diametre		Bending radius (CL)		Small coil		Standard coil		Large coil		Weight
Size	Inside	Outside	Static	Dynamic	Metre	Article No.	Metre	Article No.	Metre	Article No.	(Kg/m)
DN	(mm)	(mm)	(mm)	(mm)		Black		Black		Black	
10	7,0	10,0	30	40	-	-	-	-	50	360.010.5	0,08
12	10,0	14,0	37	50	10	360.012.1	-	-	50	360.012.5	0,14
16	13,0	17,0	45	60	10	360.016.1	-	-	50	360.016.5	0,17
18	15,0	19,0	50	70	10	360.018.1	-	-	50	360.018.5	0,19
20	17,0	21,5	55	80	10	360.020.1	-	-	50	360.020.5	0,23
25	21,2	26,0	70	100	10	360.025.1	-	-	50	360.025.5	0,31
32	28,1	34,0	95	125	10	360.032.1	25	360.032.2	-	-	0,40
40	37,7	44,5	115	160	10	360.040.1	25	360.040.2	-	-	0,60
50	48,4	55,5	135	190	10	360.050.1	25	360.050.2	-	-	0,88

The fittings for Multitite FCD are outlined on pages 2-07 till 2-15.



Size Multitite	DN	10	12	16	18	20	25	32	40	50	-	-	-
Fittings	ISO	M10 / M12	M12 / M16	M16 / M20	M20	M20	M25	M32	M40	M50 / M63	-	-	-
	PG	7	9	11 / 13,5	13,5	16	21	29	36	48	-	-	-
	NPT	-	-	1/2"	-	1/2"	3/4"	1"	-	-	-	-	-



Multitite FCE black:
Flexible and extra robust.

Type FCE is mainly used in the apparatus- and machine building industry where tight bending diameters are involved and medium to high mechanical protection is needed. In combination with the IP 65 and IP 68 fittings a complete liquid-tightness can be achieved. Type FCE is delivered on convenient reels (card board reels with stamped metal core).

Classification according NEN-EN-IEC 61386:

Compression resistance: Class 4, Heavy (1250 N).

Impact resistance: Class 4, Heavy (6 J).

Tensile strength: Class 4, Heavy (1000 N).

Protection class: IP 67 (dust-proof, water-tight).

Material & Construction:

Construction: Galvanised steel core, square-locked with thin wall convoluted thermoplastic (PVC compound) cover. Type FCE is made out of thicker and higher performance strip gauge compared with FCD.

Cover specifications: PVC, lead-free according to RoHS.

Temperature: -20 °C to +80 °C, intermittent up to +90 °C.

Colour : Black (on request grey is also available).



Square locked

FCE	Diametre		Bending radius (CL)		Small reel		Standard reel		Large reel		Weight (Kg/m)
	Size	Inside	Outside	Static	Dynamic	Metre	Article No.	Metre	Article No.	Metre	
DN	(mm)	(mm)	(mm)	(mm)		Black		Black		Black	
10	7,0	10,0	30	40	-	-	25	371.010.2	50	371.010.5	0,10
12	10,0	14,0	37	50	-	-	25	371.012.2	50	371.012.5	0,18
16	13,0	17,0	45	60	10	371.016.1	25	371.016.2	50	371.016.5	0,23
18	-	-	-	-	-	-	-	-	-	-	-
20	17,0	21,5	55	80	10	371.020.1	25	371.020.2	50	371.020.5	0,30
25	21,2	26,0	70	100	10	371.025.1	25	371.025.2	50	371.025.5	0,39
32	28,1	34,0	95	125	10	371.032.1	25	371.032.2	-	-	0,52
40	37,7	44,5	115	160	10	371.040.1	25	371.040.2	-	-	0,75
50	48,4	55,5	135	190	10	371.050.1	25	371.050.2	-	-	1,10

* Special reel quantities on request.

The fittings for Multitite FCE are outlined on pages 2-07 till 2-15.



Size Multitite	DN	10	12	16	18	20	25	32	40	50	-	-	-
Fittings	ISO	M10 / M12	M12 / M16	M16 / M20	M20	M20	M25	M32	M40	M50 / M63	-	-	-
	PG	7	9	11 / 13,5	13,5	16	21	29	36	48	-	-	-
	NPT	-	-	1/2"	-	1/2"	3/4"	1"	-	-	-	-	-



Multitite FCE-LFH black:
Flexible, extra robust, halogen free and low smoke.

A halogen-free, "low smoke" conduit for use in public areas. The features of the FCE-LFH cover are necessary in the field of environment and safety, as the European guidelines state that materials used in certain areas must meet special requirements regarding toxic gas emission and smoke density in case of fire. Type FCE-LFH is optimal for use in the subway-, train- and bus-building industry, in closed areas, airports, tunnels, (subway) stations and other infra-structure projects, but also in hospitals, elevators, escalators and other public areas. Type FCE-LFH is delivered on convenient reels (card board reels with stamped metal core).

Material & Construction:

Construction: Galvanised steel core, square-locked with thin wall convoluted thermoplastic cover (Polyolefin) cover. Type FCE-LFH is made out of thicker and higher performance strip gauge compared with FCD.

Cover specifications: Polyolefin, lead-free according to RoHS, sunlight and UV resistant, suitable for outside installation.

Temperature: -25 °C to +80 °C, intermittent up to +100 °C. For dynamic applications below 0°C it is advised to use FCE-PU-V0.

Colour : Black.

Classification according NEN-EN-IEC 61386:

Compression resistance: Class 4, Heavy (1250 N).

Impact resistance: Class 4, Heavy (6 J).

Tensile strength: Class 4, Heavy (1000 N).

Protection class: IP 67 (dust-proof, water-tight).



Square locked

**ANAMET
MULTITITE**

**CONDUIT
TYPE FCE-LFH
BLACK**

FCE-LFH	Diametre		Bending radius (CL)		Small reel		Standard reel		Large reel		Weight
Size	Inside	Outside	Static	Dynamic	Metre	Article No.	Metre	Article No.	Metre	Article No.	(Kg/m)
DN	(mm)	(mm)	(mm)	(mm)		Black		Black		Black	
10	7,0	10,0	30	40	-	-	-	-	-	-	-
12	10,0	14,0	37	50	-	-	25	373.012.2	-	-	0,18
16	13,0	17,0	45	60	-	-	25	373.016.2	50	373.016.5	0,23
18	-	-	-	-	-	-	-	-	-	-	-
20	17,0	21,5	55	80	10	373.020.1	25	373.020.2	50	373.020.5	0,30
25	21,2	26,0	70	100	10	373.025.1	25	373.025.2	50	373.025.5	0,39
32	28,1	34,0	95	125	10	373.032.1	25	373.032.2	-	-	0,52
40	37,7	44,5	115	160	10	373.040.1	25	373.040.2	-	-	0,75
50	48,4	55,5	135	190	10	373.050.1	25	373.050.2	-	-	1,10

* Special reel quantities on request.

The fittings for Multitite FCE - LFH are outlined on pages 2-07 till 2-15.



Size Multitite	DN	10	12	16	18	20	25	32	40	50	-	-	-
Fittings	ISO	M10 / M12	M12 / M16	M16 / M20	M20	M20	M25	M32	M40	M50 / M63	-	-	-
	PG	7	9	11 / 13,5	13,5	16	21	29	36	48	-	-	-
	NPT	-	-	1/2"	-	1/2"	3/4"	1"	-	-	-	-	-



Multitite FCE-PU-V0 black:
Flexible, extra robust, halogen free
low smoke, wide temperature range
and extra chemical resistant.

Type FCE-PU-V0 is particular used for applications where medium to heavy mechanical protection is needed in combination with flexibility movements at higher and lower temperatures with an halogen-free cover, like in the subway-, train- and bus-building industry. The IP68 fittings provide the excellent liquid-tightness which is needed for "rolling stock". Type FCE-PU-V0 is also used in situations where a better chemical resistance is required.

Material & Construction:

Construction: Galvanised steel core, square-locked with thin wall convoluted thermoplastic (PU compound) cover. Type FCE-PU-V0 is made out of thicker and higher performance strip gauge compared with FCD.

Cover specifications: Polyurethane (V0 acc. UL94), halogen-free, leadfree according to RoHS, oil, sunlight and UV resistant.

Special approvals, flame properties according to:

- NF EN 45545:
- R22 (interior equipment) class HL1 and HL2
- R23 (exterior equipment) class HL1 and HL2.
- (ITCpnl = 0,15 , Ds max = 239,8 and LOI = 30,5).
- Temperature:** -50°C to +105°C, intermittent up to +125°C.
- Colour:** Black.

Classification according NEN-EN-IEC 61386:

- Compression resistance:** Class 4, Heavy (1250 N).
- Impact resistance:** Class 4, Heavy (6 J).
- Tensile strength:** Class 4, Heavy (1000 N).
- Protection class:** IP 67 (dust-proof, water-tight).



FCEPUV0	Diametre		Bending radius (CL)		Small reel		Standard reel		Large reel		Weight (Kg/m)	
	Size	Inside	Outside	Static	Dynamic	Metre	Article No.	Metre	Article No.	Metre		Article No.
	DN	(mm)	(mm)	(mm)	(mm)		Black		Black		Black	
	10	7,0	10,0	30	40	-	-	-	-	-	-	
	12	10,0	14,0	37	50	-	-	25	374.012.2	-	-	0,18
	16	13,0	17,0	45	60	-	-	25	374.016.2	-	-	0,23
	18	-	-	-	-	-	-	-	-	-	-	-
	20	17,0	21,5	55	80	-	-	25	374.020.2	-	-	0,30
	25	21,2	26,0	70	100	-	-	25	374.025.2	-	-	0,39
	32	28,1	34,0	95	125	-	-	25	374.032.2	-	-	0,52
	40	37,7	44,5	115	160	10	374.040.1	-	-	-	-	0,75
	50	48,4	55,5	135	190	10	374.050.1	-	-	-	-	1,10

* Special reel quantities on request.

The fittings for Multitite FCE-PU-V0 are outlined on pages 2-07 till 2-15.



Size Multitite	DN	10	12	16	18	20	25	32	40	50	-	-	-
Fittings	ISO	M10 / M12	M12 / M16	M16 / M20	M20	M20	M25	M32	M40	M50 / M63	-	-	-
	PG	7	9	11 / 13,5	13,5	16	21	29	36	48	-	-	-
	NPT	-	-	1/2"	-	1/2"	3/4"	1"	-	-	-	-	-





Anaconda IP 54 nickel plated brass fittings for Multitite FCD and FCE.

These nickel plated brass Anaconda fittings are standard fittings which can be used with Anamet Multitite type FCD and FCE. The 2-piece Anaconda fittings are universal fittings and offer great corrosion protection in combination with a slim appearance.



Material & Construction:

Construction: Nickel plated brass fitting, consisting of 2 parts (body and cap).

Material: Body and cap are nickel plated brass.

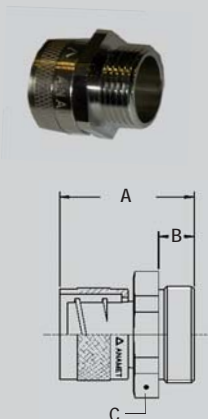
Temperature: -55 °C till +260 °C continuous.

Protection class: IP 54.

Colour: Metal.

ANAMET MULTITITE

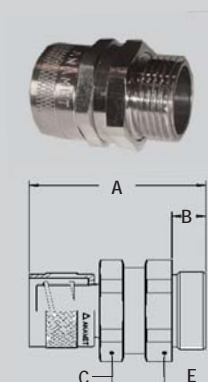
FITTINGS FOR MULTITITE IP 54



ISO straight fitting, fixed, male, nickel plated brass.



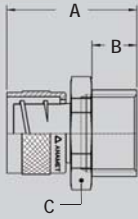
Thread ISO	FCD / FCE Size (DN)	Min. Internal Bore (mm)	Dimensions in mm					Standard Package	Article Number	Weight (Kg/100)
			A	B	C	D	E			
M10 x 1,0	10	5,5	24	8	14	-	-	10	260.110.0	1,3
M12 x 1,5	10	5,5	24	8	14	-	-	10	260.111.0	1,4
M12 x 1,5	12	8,5	26	10	18	-	-	10	260.112.0	1,8
M16 x 1,5	12	8,5	26	10	18	-	-	10	260.115.0	2,0
M16 x 1,5	16	11,2	27	10	20	-	-	10	260.116.0	2,3
M20 x 1,5	16	11,2	27	10	22	-	-	10	260.117.0	2,6
M20 x 1,5	18	13,2	27	10	24	-	-	10	260.118.0	2,7
M20 x 1,5	20	15,2	27	10	24	-	-	10	260.120.0	3,0
M25 x 1,5	25	19,2	32	12	30	-	-	5	260.125.0	5,4
M32 x 1,5	32	25,9	35	13	38	-	-	5	260.132.0	8,1
M40 x 1,5	40	34,8	41	14	48	-	-	2	260.140.0	15,0
M50 x 1,5	50	44,8	45	15	60	-	-	2	260.150.0	22,4
M63 x 1,5	50	44,8	46	16	70	-	-	2	260.160.0	28,6



ISO straight fitting, swivel, male, nickel plated brass.



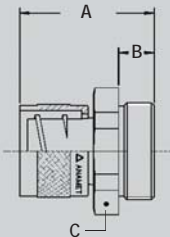
Thread ISO	FCD / FCE Size (DN)	Min. Internal Bore (mm)	Dimensions in mm					Standard Package	Article Number	Weight (Kg/100)
			A	B	C	D	E			
M10 x 1,0	10	5,5	30	8	14	-	14	10	261.110.0	1,7
M12 x 1,5	10	5,5	30	8	14	-	14	10	261.111.0	1,9
M12 x 1,5	12	8,5	34	10	18	-	18	10	261.112.0	2,4
M16 x 1,5	12	8,5	34	10	18	-	18	10	261.115.0	3,1
M16 x 1,5	16	11,2	36	10	20	-	20	10	261.116.0	3,9
M20 x 1,5	16	11,2	36	10	20	-	22	10	261.117.0	4,2
M20 x 1,5	18	13,2	37	10	24	-	24	10	261.118.0	4,4
M20 x 1,5	20	15,2	37	10	24	-	24	10	261.120.0	4,9
M25 x 1,5	25	19,2	43	12	30	-	30	5	261.125.0	8,8
M32 x 1,5	32	25,9	47	13	38	-	38	5	261.132.0	13,3
M40 x 1,5	40	34,8	56	14	48	-	48	2	261.140.0	25,1
M50 x 1,5	50	44,8	60	15	60	-	60	2	261.150.0	36,7
M63 x 1,5	50	44,8	61	16	60	-	70	2	261.160.0	47,1



ISO straight fitting, fixed, female, nickel plated brass.



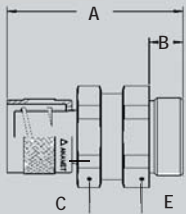
Thread	FCD / FCE	Min. Internal Bore (mm)	Dimensions in mm					Standard Package	Article Number	Weight (Kg/100)
	Size (DN)		A	B	C	D	E			
M16 x 1,5	16	11,2	29	13	20	-	-	10	260.316.0	2,4
M20 x 1,5	16	11,2	30	13	24	-	-	10	260.317.0	3,0
M20 x 1,5	20	15,2	30	13	24	-	-	10	260.320.0	3,2
M25 x 1,5	25	19,2	34	15	30	-	-	5	260.325.0	5,9
M32 x 1,5	32	25,9	39	16	38	-	-	5	260.332.0	8,5
M40 x 1,5	40	34,8	43	16	48	-	-	2	260.340.0	16,6
M50 x 1,5	50	44,8	47	17	60	-	-	2	260.350.0	24,5



Pg straight fitting, fixed, male, nickel plated brass.



Thread Pg	FCD / FCE	Min. Internal Bore (mm)	Dimensions in mm					Standard Package	Article Number	Weight (Kg/100)
	Size (DN)		A	B	C	D	E			
Pg 7	10	5,5	24	8	14	-	-	10	260.207.0	1,3
Pg 9	12	8,5	26	10	18	-	-	10	260.209.0	1,9
Pg 11	16	11,2	27	10	20	-	-	10	260.211.0	2,4
Pg 13,5	18	13,2	27	10	24	-	-	10	260.213.0	3,0
Pg 16	20	15,2	27	10	24	-	-	10	260.216.0	3,2
Pg 21	25	19,2	32	12	30	-	-	5	260.221.0	5,5
Pg 29	32	25,9	35	13	38	-	-	5	260.229.0	8,9
Pg 36	40	34,8	41	14	50	-	-	2	260.236.0	19,0
Pg 48	50	44,8	45	16	65	-	-	2	260.248.0	25,3



Pg straight fitting, swivel, male, nickel plated brass.

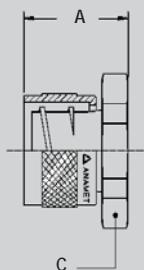


Thread Pg	FCD / FCE	Min. Internal Bore (mm)	Dimensions in mm					Standard Package	Article Number	Weight (Kg/100)
	Size (DN)		A	B	C	D	E			
Pg 7	10	5,5	30	8	14	-	14	10	261.207.0	1,8
Pg 9	12	8,5	34	10	18	-	18	10	261.209.0	3,0
Pg 11	16	11,2	36	10	20	-	20	10	261.211.0	4,0
Pg 13,5	18	13,2	36	10	24	-	24	10	261.213.0	4,6
Pg 16	20	15,2	37	10	24	-	24	10	261.216.0	5,2
Pg 21	25	19,2	43	12	30	-	30	5	261.221.0	9,2
Pg 29	32	25,9	47	13	38	-	40	5	261.229.0	14,6
Pg 36	40	34,8	56	14	48	-	50	2	261.236.0	27,3
Pg 48	50	44,8	61	16	60	-	65	2	261.248.0	43,8

**ANAMET
MULTITITE**

**FITTINGS FOR
MULTITITE
IP 54**

Box connector, fixed, nickel plated brass.



Thread	FCD / FCE	Min. Internal Bore (mm)	Dimensions in mm					Standard Package	Article Number	Weight (Kg/100)
	Size (DN)		A	B	C	D	E			
-	10	5,5	16	-	14	-	-	10	262.210.0	1,0
-	12	8,5	16	-	18	-	-	10	262.212.0	1,4
-	16	11,2	17	-	20	-	-	10	262.216.0	1,7
-	18	13,2	17	-	24	-	-	10	262.218.0	2,1
-	20	15,2	17	-	24	-	-	10	262.220.0	2,5
-	25	19,2	20	-	30	-	-	5	262.225.0	4,0
-	32	25,9	22	-	38	-	-	5	262.232.0	6,1
-	40	34,8	27	-	48	-	-	2	262.240.0	11,6
-	50	44,8	30	-	60	-	-	2	260.250.0	18,0

End cap, nickel plated brass.



Thread	FCD / FCE	Min. Internal Bore (mm)	Dimensions in mm					Standard Package	Article Number	Weight (Kg/100)
	Size (mm)		A	B	C	D	E			
-	10	5,5	-	-	-	-	-	10	264.110.0	0,4
-	12	8,5	-	-	-	-	-	10	264.112.0	0,4
-	16	11,2	-	-	-	-	-	10	264.116.0	0,8
-	18	12,6	-	-	-	-	-	10	264.118.0	1,0
-	20	15,2	-	-	-	-	-	10	264.120.0	1,2
-	25	19,2	-	-	-	-	-	5	264.125.0	1,8
-	32	25,9	-	-	-	-	-	5	264.132.0	2,9
-	40	34,8	-	-	-	-	-	2	264.140.0	5,2
-	50	44,8	-	-	-	-	-	2	264.150.0	7,6

90° elbow, ISO, inside / outside thread, nickel plated brass.



Outside Thread	Inside Thread	Min. Internal Bore (mm)	Dimensions in mm					Standard Package	Article Number	Weight (Kg/100)
			A	B	C	D	E			
M16 x 1,5	M16 x 1,5	-	-	-	-	-	-	10	783.016.0	6,0
M20 x 1,5	M20 x 1,5	-	-	-	-	-	-	10	783.020.0	10,0
M25 x 1,5	M25 x 1,5	-	-	-	-	-	-	5	783.025.0	16,0
M32 x 1,5	M32 x 1,5	-	-	-	-	-	-	5	783.032.0	26,0



Anaconda IP 65 nickel plated brass fittings for FCD & FCE.

The nickel plated brass Anaconda IP 65 fittings can be used with Anamet FCD and FCE conduits. This Anaconda fitting offers besides a good corrosion protection also a higher degree of protection, IP 65, and a nice appearance. Because the design is universal up to 1", all types of Anaconda fittings are possible in this range.



Material & Construction:

Construction: Nickel plated brass fitting, consisting of 4 parts (counter nut, clamping ring, ferrule and body).

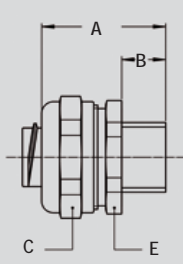
Material: Counter nut and body are nickel plated brass. Ferrule is from passivated brass and clamping ring is from PA6.

Temperature: -45 °C till +105 °C continuous.

Protection class: IP 65.

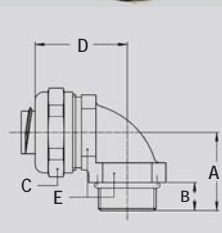
Colour: Metal.

ISO straight fitting, compact, male, nickel plated brass (including connection set)



Thread	FCD / FCE Size (DN)	Min. Internal Bore (mm)	Dimensions in mm					Standard Package	Article Number	Weight (Kg/100)
			A	B	C	D	E			
M16 x 1,5	12	8,3	30	10	26	-	24	10	712.015.4	4,2
M20 x 1,5	12	8,3	30	10	26	-	24	10	712.014.4	4,4
M16 x 1,5	16	11,2	30	10	26	-	24	10	712.016.4	4,2
M20 x 1,5	16	11,2	30	10	26	-	24	10	712.017.4	4,4
M20 x 1,5	20	15,2	32	10	29	-	27	10	712.020.4	5,0
M25 x 1,5	25	19,2	33	10	35	-	33	5	712.025.4	7,4
M32 x 1,5	32	25,9	36	12	45	-	44	5	712.032.4	13,9

ISO 90° fitting, compact, male, nickel plated brass (including connection set)

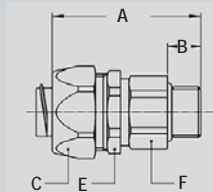


Thread	FCD / FCE Size (DN)	Min. Internal Bore (mm)	Dimensions in mm					Standard Package	Article Number	Weight (Kg/100)
			A	B	C	D	E			
M16 x 1,5	12	8,3	26	10	26	31	22	10	712.915.4	7,0
M20 x 1,5	12	8,3	26	10	26	32	24	10	712.914.4	7,2
M16 x 1,5	16	11,2	26	10	26	31	22	10	712.916.4	7,0
M20 x 1,5	16	11,2	26	10	26	32	24	10	712.917.4	7,2
M20 x 1,5	20	15,2	28	10	29	34	27	10	712.920.4	8,4
M25 x 1,5	25	19,2	32	10	35	40	33	5	712.925.4	17,5
M32 x 1,5	32	25,9	40	12	45	49	42	5	712.932.4	29,4

**ANAMET
MULTITITE**

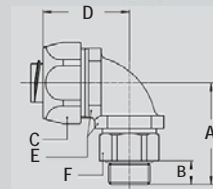
**LIQUID-TIGHT
FITTINGS FOR
MULTITITE
IP 65**

ISO straight swivel fitting, male, nickel plated brass (including connection set)



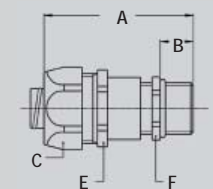
Thread ISO	FCD / FCE Size (DN)	Min. Internal Bore (mm)	Dimensions in mm					Standard Package	Article Number	Weight (Kg/100)
			A	B	C	E	F			
M16 x 1,5	12	8,3	48	10	26	24	21	10	813.015.4	8,1
M16 x 1,5	16	10,7	48	10	26	24	21	10	813.016.4	8,1
M20 x 1,5	20	13,9	49	10	29	27	25	10	813.020.4	10,2
M25 x 1,5	25	17,4	49	10	35	33	31	5	813.025.4	13,8
M32 x 1,5	32	23,4	55	12	45	42	38	5	813.032.4	32,5

ISO 90° swivel fitting, male, nickel plated brass (including connection set)



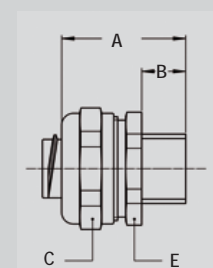
Thread ISO	FCD / FCE Size (mm)	Min. Internal Bore (mm)	Dimensions in mm						Standard Package	Article Number	Weight (Kg/100)
			A	B	C	D	E	F			
M16 x 1,5	12	8,3	39	10	26	35	22	21	10	813.915.4	10,8
M16 x 1,5	16	10,7	39	10	26	35	22	21	10	813.916.4	10,8
M20 x 1,5	20	13,9	39	10	29	37	27	25	10	813.920.4	13,2
M25 x 1,5	25	17,4	46	10	35	44	33	31	5	813.925.4	22,8
M32 x 1,5	32	23,4	55	12	45	55	42	38	5	813.932.4	41,4

ISO cable-hose fitting, male, nickel plated brass (including connection set).



Thread ISO	FCD / FCE Size (DN)	Clamping Range (mm)	Dimensions in mm					Standard Package	Article Number	Weight (Kg/100)
			A	B	C	E	F			
M16 x 1,5	16	3 - 10	64	12	26	24	20	10	812.716.4	8,2
M20 x 1,5	16	6 - 11	57	12	26	24	22	10	812.717.4	9,5
M20 x 1,5	20	7 - 14	64	12	29	27	24	10	812.720.4	10,2
M25 x 1,5	20	10 - 14	62	12	29	27	27	10	812.722.4	11,7
M25 x 1,5	25	9 - 18	77	15	35	33	30	5	812.725.4	17,0
M32 x 1,5	25	13 - 18	70	15	35	33	34	5	812.728.4	19,6
M32 x 1,5	32	13 - 25	88	15	45	43	40	5	812.732.4	31,0

Pg straight fitting, compact, male, nickel plated brass (including connection set)

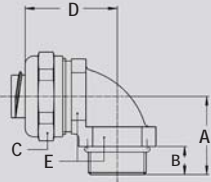


Thread Pg	FCD / FCE Size (DN)	Min. Internal Bore (mm)	Dimensions in mm					Standard Package	Article Number	Weight (Kg/100)
			A	B	C	D	E			
Pg 11	16	11,2	30	10	26	-	24	10	710.011.4	4,2
Pg 13,5	16	11,2	30	10	26	-	24	10	710.013.4	4,4
Pg 16	20	15,2	32	10	29	-	27	10	710.016.4	5,0
Pg 21	25	19,2	33	10	35	-	33	5	710.021.4	7,4
Pg 29	32	25,9	36	12	45	-	44	5	710.029.4	13,9

Pg 90° fitting, compact, male, nickel plated brass
(including connection set)



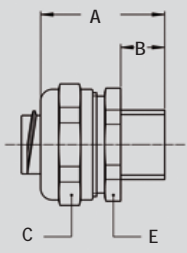
Thread Pg	FCD / FCE Size (DN)	Min. Internal Bore (mm)	Dimensions in mm					Standard Package	Article Number	Weight (Kg/100)
			A	B	C	D	E			
Pg 11	16	11,2	26	10	26	32	24	10	710.911.4	7,0
Pg 13,5	16	11,2	26	10	26	32	24	10	710.913.4	7,2
Pg 16	20	15,2	28	10	29	34	27	10	710.916.4	8,4
Pg 21	25	19,2	32	10	35	40	33	5	710.921.4	17,5
Pg 29	32	25,9	40	12	45	49	42	5	710.929.4	29,4



NPT straight fitting, compact, male, nickel plated brass
(including connection set)



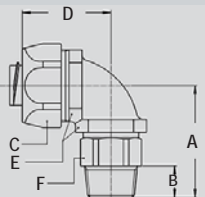
Thread NPT	FCD / FCE Size (mm)	Min. Internal Bore (mm)	Dimensions in mm					Standard Package	Article Number	Weight (Kg/100)
			A	B	C	D	E			
NPT 1/2"	16	11,2	32	12	26	-	24	10	714.012.4	4,6
NPT 1/2"	20	15,2	34	12	29	-	27	10	714.016.4	5,4
NPT 3/4"	25	19,2	35	12	35	-	33	5	714.020.4	7,8
NPT 1"	32	25,9	37	13	45	-	44	5	714.026.4	14,2



NPT 90° swivel fitting, male, nickel plated brass
(including connection set)



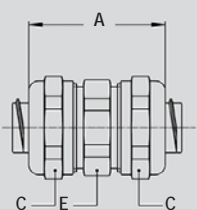
Thread NPT	FCD / FCE Size (mm)	Min. Internal Bore (mm)	Dimensions in mm						Standard Package	Article Number	Weight (Kg/100)
			A	B	C	D	E	F			
NPT 1/2"	16	10,7	41	12	26	35	22	22	10	819.912.4	12,0
NPT 1/2"	20	13,9	41	12	29	37	27	25	10	819.916.4	14,0
NPT 3/4"	25	17,4	48	12	35	44	33	31	5	819.920.4	23,5
NPT 1"	32	23,4	56	13	45	55	42	38	5	819.926.4	42,0



Conduit connector, nickel plated brass
(including connection set)



Thread	FCD / FCE Size (mm)	Min. Internal Bore (mm)	Dimensions in mm					Standard Package	Article Number	Weight (Kg/100)
			A	B	C	D	E			
-	12	8,3	41	-	26	-	24	10	784.010.4	7,4
-	16	11,2	41	-	26	-	24	10	784.012.4	7,4
-	20	15,2	45	-	29	-	27	10	784.016.4	8,8
-	25	19,2	48	-	35	-	33	5	784.020.4	13,0
-	32	25,9	53	-	45	-	44	5	784.026.4	25,2



ANAMET
MULTITITE

LIQUID-TIGHT
FITTINGS FOR
MULTITITE
IP 65



Anaconda IP 68 nickel plated brass fittings for FCD & FCE.

The nickel plated brass Anaconda IP 68 fittings can be used with Anamet FCD and FCE conduits. This Anaconda fitting offers besides a good corrosion protection also a high degree of protection, IP 68, and a nice appearance. Because the design is universal up to 1" all types of Anaconda fittings are possible in this range.



Material & Construction:

Construction: Nickel plated brass fitting, consisting of 5 parts (counter nut, filler ring, sealing sleeve, ferrule and body).

Material: Counter nut, filler ring, ferrule and body are nickel plated brass. Sealing sleeve is NBR-rubber.

Temperature: -45 °C till +105 °C continuous.

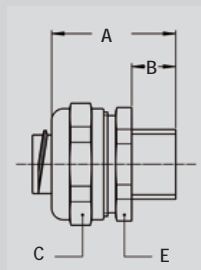
Protection class: IP 68 (dust-proof, water-tight).

Swivel fittings are limited to IP 67.

Colour: Metal.

**ANAMET
MULTITITE**

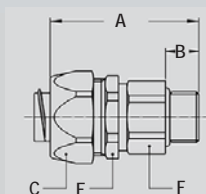
**LIQUID-TIGHT
FITTINGS FOR
MULTITITE
IP 68**



ISO straight fitting, compact, male, nickel plated brass (including connection set)



Thread	FCD / FCE	Min. Internal Bore (mm)	Dimensions in mm					Standard Package	Article Number	Weight (Kg/100)
			A	B	C	D	E			
M12 x 1,5	12	8,5	31	10	22	-	20	10	812.012.5	3,8
M16 x 1,5	16	11,2	30	10	26	-	24	10	712.016.5	4,2
M20 x 1,5	16	11,2	30	10	26	-	24	10	712.017.5	4,4
M20 x 1,5	20	15,2	32	10	29	-	27	10	712.020.5	5,0
M25 x 1,5	25	19,2	33	10	35	-	33	5	712.025.5	7,4
M32 x 1,5	32	25,9	36	12	45	-	44	5	712.032.5	13,9
M40 x 1,5	40	34,5	45	14	59	-	55	2	812.040.5	18,8

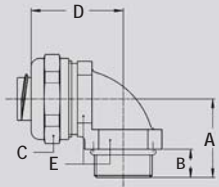


ISO straight swivel fitting, male, nickel plated brass, IP 67 (including connection set)



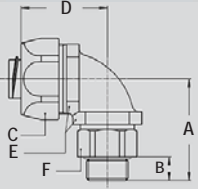
Thread	FCD / FCE	Min. Internal Bore (mm)	Dimensions in mm					Standard Package	Article Number	Weight (Kg/100)
			A	B	C	E	F			
M16 x 1,5	16	10,7	48	10	26	24	21	10	813.016.5	8,1
M20 x 1,5	20	13,9	49	10	29	27	25	10	813.020.5	10,2
M25 x 1,5	25	17,4	49	10	35	33	31	5	813.025.5	13,8
M32 x 1,5	32	23,4	55	12	45	42	38	5	813.032.5	32,5

ISO 90° fitting, compact, male, nickel plated brass
(including connection set)



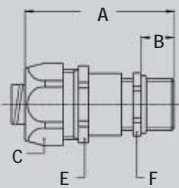
Thread	FCD / FCE	Min. Internal Bore (mm)	Dimensions in mm					Standard Package	Article Number	Weight (Kg/100)
			A	B	C	D	E			
M16 x 1,5	16	11,2	26	10	26	31	22	10	712.916.5	7,0
M20 x 1,5	16	11,2	26	10	26	32	24	10	712.917.5	7,2
M20 x 1,5	20	15,2	28	10	29	34	27	10	712.920.5	8,4
M25 x 1,5	25	19,2	32	10	35	40	33	5	712.925.5	17,5
M32 x 1,5	32	25,9	40	12	45	49	42	5	712.932.5	29,4

ISO 90° swivel fitting, male, nickel plated brass IP 67 (including connection set)



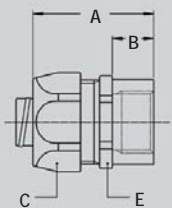
Thread	FCD / FCE	Min. Internal Bore (mm)	Dimensions in mm							Standard Package	Article Number	Weight (Kg/100)
			A	B	C	D	E	F				
M16 x 1,5	16	10,7	39	10	26	35	22	21	10	813.916.5	10,8	
M20 x 1,5	20	13,9	39	10	29	37	27	25	10	813.920.5	13,2	
M25 x 1,5	25	17,4	46	10	35	44	33	31	5	813.925.5	22,8	
M32 x 1,5	32	23,4	55	12	45	55	42	38	5	813.932.5	41,4	

ISO cable-hose fitting, male, nickel plated brass (including connection set).



Thread	FCD / FCE	Clamping Range (mm)	Dimensions in mm					Standard Package	Article Number	Weight (Kg/100)
			A	B	C	E	F			
M16 x 1,5	16	3 - 10	64	12	26	24	20	10	812.716.5	8,2
M20 x 1,5	16	6 - 11	57	12	26	24	22	10	812.717.5	9,5
M20 x 1,5	20	7 - 14	64	12	29	27	24	10	812.720.5	10,2
M25 x 1,5	20	10 - 14	62	12	29	27	27	10	812.722.5	11,7
M25 x 1,5	25	9 - 18	77	15	35	33	30	5	812.725.5	17,0
M32 x 1,5	25	13 - 18	70	15	35	33	34	5	812.728.5	19,6
M32 x 1,5	32	13 - 25	88	15	45	43	40	5	812.732.5	31,0

ISO straight fitting, female, nickel plated brass (including connection set).



Thread	FCD / FCE	Min. Internal Bore (mm)	Dimensions in mm					Standard Package	Article Number	Weight (Kg/100)
			A	B	C	D	E			
M16 x 1,5	16	11,2	35	12	26	-	24	10	812.316.5	5,0
M20 x 1,5	20	15,2	37	13	29	-	27	10	812.320.5	7,6
M25 x 1,5	25	19,2	40	15	35	-	33	5	812.325.5	9,0
M32 x 1,5	32	25,9	46	15	45	-	43	5	812.332.5	18,3

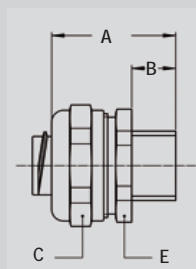
ANAMET
MULTITITE

LIQUID-TIGHT
FITTINGS FOR
MULTITITE
IP 68

**ANAMET
MULTITITE**

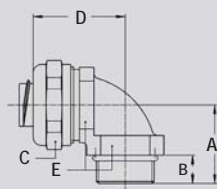
**LIQUID-TIGHT
FITTINGS FOR
MULTITITE
IP 68**

**Pg straight fitting, compact, male, nickel plated brass
(including connection set)**



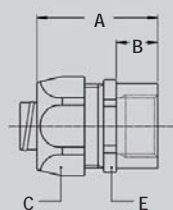
Thread Pg	FCD / FCE Size (DN)	Min. Internal Bore (mm)	Dimensions in mm					Standard Package	Article Number	Weight (Kg/100)
			A	B	C	D	E			
Pg 11	16	11,2	30	10	26	-	24	10	710.011.5	4,2
Pg 13,5	16	11,2	30	10	26	-	24	10	710.013.5	4,4
Pg 16	20	15,2	32	10	29	-	27	10	710.016.5	5,0
Pg 21	25	19,2	33	10	35	-	33	5	710.021.5	7,4
Pg 29	32	25,9	36	12	45	-	44	5	710.029.5	13,9

**Pg 90° fitting, compact, male, nickel plated brass
(including connection set)**



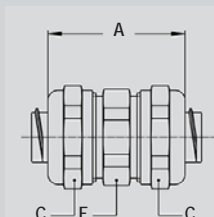
Thread Pg	FCD / FCE Size (mm)	Min. Internal Bore (mm)	Dimensions in mm					Standard Package	Article Number	Weight (Kg/100)
			A	B	C	D	E			
Pg 11	16	11,2	26	10	26	32	24	10	710.911.5	7,0
Pg 13,5	16	11,2	26	10	26	32	24	10	710.913.5	7,2
Pg 16	20	15,2	28	10	29	34	27	10	710.916.5	8,4
Pg 21	25	19,2	32	10	35	40	33	5	710.921.5	17,5
Pg 29	32	25,9	40	12	45	49	42	5	710.929.5	29,4

**Pg straight fitting, female, nickel plated brass
(including connection set)**



Thread Pg	FCD / FCE Size (mm)	Min. Internal Bore (mm)	Dimensions in mm					Standard Package	Article Number	Weight (Kg/100)
			A	B	C	D	E			
Pg 11	16	11,2	35	12	26	-	24	10	810.311.5	5,3
Pg 13,5	16	11,2	35	12	26	-	24	10	810.313.5	5,3
Pg 16	20	15,2	37	13	29	-	27	10	810.316.5	6,3
Pg 21	25	19,2	40	15	35	-	33	5	810.321.5	9,3
Pg 29	32	25,9	46	15	45	-	43	5	810.329.5	20,7

**Conduit connector, nickel plated brass
(including connection set)**



Thread	FCD / FCE Size (mm)	Min. Internal Bore (mm)	Dimensions in mm					Standard Package	Article Number	Weight (Kg/100)
			A	B	C	D	E			
-	16	11,2	41	-	26	-	24	10	784.012.5	7,4
-	20	15,2	45	-	29	-	27	10	784.016.5	8,8
-	25	19,2	48	-	35	-	33	5	784.020.5	13,0
-	32	25,9	53	-	45	-	44	5	784.026.5	25,2





































**CONDUIT SYSTEMS
FOR ELECTRICAL WIRES
AND CABLES:**

ANACONDA SEALTITE®

Conduit selection table Anaconda Sealtite®.

CONDUIT SELECTION TABLE

Sealtite	Material	Material	Temp. (°C)		Resistance (NEN-EN-IEC 61386)			Flexibility	Resistance		Approvals		Protection Class	Page
			Min.	Max.	Compr.	Impact	Tensile		UV	Oil				
 EF-M Grey/ Black	Galvanised steel	PVC-RoHS	-20	+60	3 (750N)	4 (6J)	4 (1000N)	++	+++	+++			IP 67	3-02 3-03
 EF Grey	Galvanised steel	PVC-RoHS	-25	+70	4 (1250N)	4 (6J)	4 (1000N)	+++	+++	+++			IP 67	3-04
 EF Black	Galvanised steel	PVC-RoHS	-25	+70	4 (1250N)	4 (6J)	4 (1000N)	+++	+++	+++			IP 67	3-05
 OR Black	Galvanised steel	PVC-RoHS	-15	+100	4 (1250N)	4 (6J)	4 (1000N)	+++	++++	++++			IP 67	3-06
 OR Blue	Galvanised steel	PVC-RoHS	-15	+100	4 (1250N)	4 (6J)	4 (1000N)	+++	++++	++++			IP 67	3-07
 HC Black	Galvanised steel	PVC-RoHS	-45	+105	4 (1250N)	4 (6J)	4 (1000N)	+++	++++	++++			IP 67	3-08
 HCX Black	Galvanised steel	TPE-RoHS	-55	+145	4 (1250N)	4 (6J)	4 (1000N)	++++	+++	++			IP 67	3-09
 HFX Black	Galvanised steel	TPU Halogen-free RoHS	-55	+105	4 (1250N)	4 (6J)	4 (1000N)	++++	++++	++++			IP 67	3-10
 HFX Blue	Galvanised steel	TPU Halogen-free RoHS	-55	+105	4 (1250N)	4 (6J)	4 (1000N)	++++	++++	++++			IP 67	3-11
 HFX-V0 Black	Galvanised steel	TPU Halogen-free RoHS	-50	+105	4 (1250N)	4 (6J)	4 (1000N)	++++	++++	++++			IP 67	3-12
 ZHLS Black	Galvanised steel	Polyolefin Halogen-free RoHS	-25	+80	4 (1250N)	4 (6J)	4 (1000N)	+++	++++	++			IP 67	3-13
 HTDL Black	Galvanised steel	PVC-RoHS	-45	+105	4 (1250N)	4 (6J)	4 (1000N)	+++	++++	++++	 		IP 67	3-14
 HTUA Grey	Galvanised steel	PVC-RoHS	-45	+105	4 (1250N)	4 (6J)	4 (1000N)	+++	++++	++++	 		IP 67	3-15
 ZHUA Black	Galvanised steel	TPU Halogen-free RoHS	-55	+80	4 (1250N)	4 (6J)	4 (1000N)	++++	++++	++++			IP 67	3-16

The fittings for Sealtite are outlined in chapter 5 (pages 1 till 29).





Sealtite EF-M grey: Medium mechanical strength.

Sealtite EF-M provides good mechanical protection for cables and wires on woodcutting, packaging and transporting machines as well as control boxes. The conduit is suitable for use in semi-dynamic applications.

Material & Construction:

Construction: Galvanised steel core, square-locked without cord packing, thick smooth thermoplastic cover (PVC compound).

Cover specifications: PVC, lead-free according to RoHS, suitable for burial installation.

Temperature: -20 °C to +60 °C, intermittent up to +80 °C.

Colour: Grey (black is also available).

Classification according to NEN-EN-IEC 61386:

Compression resistance: Class 3, Medium (750 N).

Impact resistance: Class 4, Heavy (6 J).

Tensile strength: Class 4, Heavy (1000 N).

Protection class: IP 67 (dust-proof, water-tight).



Sealtite	Diameter		Bending radius		Standard carton		Small carton		Reels		Weight (Kg/m)	
	Size (Inch)	Inside (mm)	Outside (mm)	Static (mm)	Dynamic (mm)	Metre	Article No.	Metre	Article No.	Metre		Article No.
						Grey			Grey		Grey	
1/4"	-	-	-	-	-	-	-	-	-	-	-	-
5/16"	10,1	14,4	50	75	30	314.010.1	-	-	-	-	-	0,2
3/8"	12,6	17,8	60	100	75	314.012.1	-	-	240	314.012.5	-	0,2
1/2"	16,0	21,1	75	125	60	314.016.1	-	-	150	314.016.5	-	0,3
3/4"	21,0	26,4	90	160	30	314.020.1	-	-	150	314.020.5	-	0,4
1"	26,5	33,1	120	200	30	314.026.1	-	-	120	314.026.5	-	0,6
1.1/4"	35,1	41,8	150	240	15	314.035.1	-	-	75	314.035.5	-	0,8
1.1/2"	40,3	47,8	200	290	15	314.040.1	-	-	45	314.040.5	-	1,1
2"	51,6	59,9	250	350	15	314.050.1	-	-	30	314.050.5	-	1,5

ANACONDA
SEALTITE®

CONDUIT
TYPE EF-M
GREY

The fittings for Sealtite are outlined in chapter 5 (pages 1 till 29).



Size Sealtite	Inch	1/4"	5/16"	3/8"	1/2"	3/4"	1"	1 1/4"	1 1/2"	2"	2 1/2"	3"	4"
Fittings	ISO	M12-M16	M16-M20	M16-M20	M20	M25	M32	M40	M50	M63	M75	M90	M105
	PG	7	9 - 11	11 - 13,5	16	21	29	36	42	48	-	-	-
	NPT	-	-	1/2"	1/2"	3/4"	1"	1 1/4"	1 1/2"	2"	2 1/2"	3"	4"



**Sealtite EF-M black:
Medium mechanical strength.**

Sealtite EF-M provides good mechanical protection for cables and wires on woodcutting, packaging and transporting machines as well as control boxes. The conduit is suitable for use in semi-dynamic applications.

Material & Construction:

Construction: Galvanised steel core, square-locked without cord packing, thick smooth thermoplastic cover (PVC compound).

Cover specifications: PVC, lead-free according to RoHS, sunlight and UV resistant, suitable for outdoor use and burial installation.

Temperature: -20 °C to +60 °C, intermittent up to +80 °C.

Colour: Black (grey is also available).

Classification according to NEN-EN-IEC 61386:

Compression resistance: Class 3, Medium (750 N).

Impact resistance: Class 4, Heavy (6 J).

Tensile strength: Class 4, Heavy (1000 N).

Protection class: IP 67 (dust-proof, water-tight).

**ANACONDA
SEALTITE®**

**CONDUIT
TYPE EF-M
BLACK**



Sealtite	Diametre		Bending radius		Standard carton		Small carton		Reels		Weight (Kg/m)	
	Size (Inch)	Inside (mm)	Outside (mm)	Static (mm)	Dynamic (mm)	Metre	Article No.	Metre	Article No.	Metre		Article No.
						Black			Black		Black	
1/4"	-	-	-	-	-	-	-	-	-	-	-	-
5/16"	10,1	14,4	50	75	30	310.010.1	-	-	-	-	-	0,2
3/8"	12,6	17,8	60	100	75	310.012.1	-	-	240	310.012.5	310.012.5	0,2
1/2"	16,0	21,1	75	125	60	310.016.1	-	-	150	310.016.5	310.016.5	0,3
3/4"	21,0	26,4	90	160	30	310.020.1	-	-	150	310.020.5	310.020.5	0,4
1"	26,5	33,1	120	200	30	310.026.1	-	-	120	310.026.5	310.026.5	0,6
1.1/4"	35,1	41,8	150	240	15	310.035.1	-	-	75	310.035.5	310.035.5	0,8
1.1/2"	40,3	47,8	200	290	15	310.040.1	-	-	45	310.040.5	310.040.5	1,1
2"	51,6	59,9	250	350	15	310.050.1	-	-	30	310.050.5	310.050.5	1,5

The fittings for Sealtite are outlined in chapter 5 (pages 1 till 29).



Size Sealtite	Inch	1/4"	5/16"	3/8"	1/2"	3/4"	1"	1 1/4"	1 1/2"	2"	2 1/2"	3"	4"
Fittings	ISO	M12-M16	M16-M20	M16-M20	M20	M25	M32	M40	M50	M63	M75	M90	M105
	PG	7	9 - 11	11 - 13,5	16	21	29	36	42	48	-	-	-
	NPT	-	-	1/2"	1/2"	3/4"	1"	1 1/4"	1 1/2"	2"	2 1/2"	3"	4"



**Sealtite EF grey:
Robust & universal.**

Sealtite EF is a robust, but very flexible conduit which is used to protect cables in applications as far ranging as the apparatus and machine building industries, the panel building industry, packaging machines for the paper recycling industry and other internal transport systems.

Classification according to NEN-EN-IEC 61386:

Compression resistance: Class 4, Heavy (1250 N).

Impact resistance: Class 4, Heavy (6 J).

Tensile strength: Class 4, Heavy (1000 N).

Protection class: IP 67 (dust-proof, water-tight).

Material & Construction:

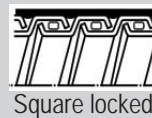
Construction: Galvanised steel core, square-locked with cord packing, thick smooth thermoplastic cover (PVC compound).

Size 1/4" and from 1.1/2" till 4", a fully inter-locked profile is used. From 2 1/2" the conduit has a UL approval (type EFST/UA).

Cover specifications: PVC, lead-free according to RoHS, suitable for burial installation.

Temperature: -25 °C to +70 °C, intermittent up to +90 °C.

Colour: Grey (black is also available).



Sealtite	Diametre		Bending radius		Standard carton		Small carton		Reels		Weight (Kg/m)
	Size (Inch)	Inside (mm)	Outside (mm)	Static (mm)	Dynamic (mm)	Metre	Article No.	Metre	Article No.	Metre	
						Grey		Grey		Grey	
1/4"	6,4	11,5	40	50	50	311.006.1	-	-	-	-	0,2
5/16"	10,1	14,4	50	65	50	311.010.1	10	311.010.3	-	-	0,2
3/8"	12,6	17,8	60	85	75	311.012.1	10	311.012.3	250	311.012.5	0,3
1/2"	16,0	21,1	75	110	60	311.016.1	10	311.016.3	150	311.016.5	0,4
3/4"	21,0	26,4	90	140	50	311.020.1	10	311.020.3	120	311.020.5	0,6
1"	26,5	33,1	120	170	30	311.026.1	10	311.026.3	90	311.026.5	0,8
1.1/4"	35,1	41,8	135	215	30	311.035.1	10	311.035.3	60	311.035.5	1,1
1.1/2"	40,3	47,8	165	250	15	311.040.1	-	-	45	311.040.5	1,5
2"	51,6	59,9	210	300	15	311.050.1	-	-	30	311.050.5	2,0
2.1/2"	63,3	72,6	280	375	7,5	311.063.1	-	-	-	-	2,8
3"	78,4	88,4	425	530	7,5	311.075.1	-	-	-	-	3,7
4"	102,1	113,8	490	600	7,5	311.100.1	-	-	-	-	4,9
5"	127,1	140,5	630	750	7,5	311.125.1	-	-	-	-	7,9
6"	153,5	167,5	850	1000	7,5	311.150.1	-	-	-	-	9,9

**ANACONDA
SEALTITE®**

**CONDUIT
TYPE EF
GREY**

The fittings for Sealtite are outlined in chapter 5 (pages 1 till 29).



Size Sealtite	Inch	1/4"	5/16"	3/8"	1/2"	3/4"	1"	1 1/4"	1 1/2"	2"	2 1/2"	3"	4"
Fittings	ISO	M12-M16	M16-M20	M16-M20	M20	M25	M32	M40	M50	M63	M75	M90	M105
	PG	7	9 - 11	11 - 13,5	16	21	29	36	42	48	-	-	-
	NPT	-	-	1/2"	1/2"	3/4"	1"	1 1/4"	1 1/2"	2"	2 1/2"	3"	4"



**Sealtite EF black:
Robust & universal.**

Sealtite EF is a robust, but very flexible conduit which is used to protect cables in applications as far ranging as the apparatus and machine building industries, the panel building industry, packaging machines for the paper recycling industry and other internal transport systems.

Classification according to NEN-EN-IEC 61386:

Compression resistance: Class 4, Heavy (1250 N).

Impact resistance: Class 4, Heavy (6 J).

Tensile strength: Class 4, Heavy (1000 N).

Protection class: IP 67 (dust-proof, water-tight).

Material & Construction:

Construction: Galvanised steel core, square-locked with cord packing, thick smooth thermoplastic cover (PVC compound). Size 1/4" and from 1.1/2" till 4", a fully inter-locked profile is used. From 2 1/2" the conduit has a UL approval (type EFST/UA).

Cover specifications: PVC, lead-free according to RoHS, sunlight and UV resistant, suitable for outdoor use and burial installation.

Temperature: -25 °C to +70 °C, intermittent up to +90 °C.

Colour: Black (grey is also available).



**ANACONDA
SEALTITE®**

**CONDUIT
TYPE EF
BLACK**

Sealtite	Diametre		Bending radius		Standard carton		Small carton		Reels		Weight
Size	Inside	Outside	Static	Dynamic	Metre	Article No.	Metre	Article No.	Metre	Article No.	(Kg/m)
(Inch)	(mm)	(mm)	(mm)	(mm)		Black		Black		Black	
1/4"	6,4	11,5	40	50	50	315.006.1	-	-	-	-	0,2
5/16"	10,1	14,4	50	65	50	315.010.1	10	315.010.3	-	-	0,2
3/8"	12,6	17,8	60	85	75	315.012.1	10	315.012.3	250	315.012.5	0,3
1/2"	16,0	21,1	75	110	60	315.016.1	10	315.016.3	150	315.016.5	0,4
3/4"	21,0	26,4	90	140	50	315.020.1	10	315.020.3	120	315.020.5	0,6
1"	26,5	33,1	120	170	30	315.026.1	10	315.026.3	90	315.026.5	0,8
1.1/4"	35,1	41,8	150	215	30	315.035.1	10	315.035.3	60	315.035.5	1,1
1.1/2"	40,3	47,8	200	250	15	315.040.1	-	-	45	315.040.5	1,5
2"	51,6	59,9	250	300	15	315.050.1	-	-	30	315.050.5	2,0
2.1/2"	63,3	72,6	280	375	7,5	315.063.1	-	-	-	-	2,8
3"	78,4	88,4	425	530	7,5	315.075.1	-	-	-	-	3,7
4"	102,1	113,8	490	600	7,5	315.100.1	-	-	-	-	4,9
5"	127,1	140,6	600	750	7,5	315.125.1	-	-	-	-	7,9
6"	153,5	167,5	730	1000	7,5	315.150.1	-	-	-	-	9,9

The fittings for Sealtite are outlined in chapter 5 (pages 1 till 29).



Size Sealtite	Inch	1/4"	5/16"	3/8"	1/2"	3/4"	1"	1 1/4"	1 1/2"	2"	2 1/2"	3"	4"
Fittings	ISO	M12-M16	M16-M20	M16-M20	M20	M25	M32	M40	M50	M63	M75	M90	M105
	PG	7	9 - 11	11 - 13,5	16	21	29	36	42	48	-	-	-
	NPT	-	-	1/2"	1/2"	3/4"	1"	1 1/4"	1 1/2"	2"	2 1/2"	3"	4"



Sealtite OR black:
Robust, extra oil & grease resistant.

Type Sealtite OR is special developed for areas where conduit systems are being exposed to oil and grease. As a result of the high resistance against these substances the flexibility of the conduit is being safeguarded. With other (non-resistant) covers these substances can lead to stiffening or even rupture of the cover. This conduit can be used in many areas, such as the machine-building industry, diesel-engines, generator-sets, metal, paper, chemical and petrochemical industry.

Material & Construction:

Construction: Galvanised steel core, square-locked with cord packing, thick smooth thermoplastic cover (PVC compound). Size 1/4" and from 1.1/2" up to 4", a fully inter-locked profile is used.

Cover specifications: PVC, lead-free according to RoHS,

sunlight and UV resistant, suitable for outside installation. The cover is good resistant against oil and grease.

Temperature: -15 °C to +100 °C, intermittent up to +120 °C.

Colour: Black (on demand also available in blue).

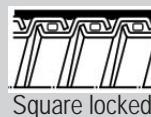
Classification according to NEN-EN-IEC 61386:

Compression resistance: Class 4, Heavy (1250 N).

Impact resistance: Class 4, Heavy (6 J).

Tensile strength: Class 4, Heavy (1000 N).

Protection class: IP 67 (dust-proof, water-tight).



Square locked

Sealtite	Diametre		Bending radius		Standard carton		Small carton		Reels		Weight (Kg/m)
	Size (Inch)	Inside (mm)	Outside (mm)	Static (mm)	Dynamic (mm)	Metre	Article No.	Metre	Article No.	Metre	
						Black		Black		Black	
1/4"	6,4	11,5	40	50	50	320.006.1	-	-	-	-	0,2
5/16"	10,1	14,4	50	65	50	320.010.1	10	320.010.3	-	-	0,2
3/8"	12,6	17,8	60	85	75	320.012.1	10	320.012.3	250	320.012.5	0,3
1/2"	16,0	21,1	75	110	60	320.016.1	10	320.016.3	150	320.016.5	0,4
3/4"	21,0	26,4	90	140	50	320.020.1	10	320.020.3	120	320.020.5	0,6
1"	26,5	33,1	120	170	30	320.026.1	10	320.026.3	90	320.026.5	0,8
1.1/4"	35,1	41,8	150	215	30	320.035.1	10	320.035.3	60	320.035.5	1,1
1.1/2"	40,3	47,8	200	250	15	320.040.1	-	-	45	320.040.5	1,5
2"	51,6	59,9	250	300	15	320.050.1	-	-	30	320.050.5	2,0
2.1/2"	63,3	72,6	280	375	15	320.063.1	-	-	-	-	2,8
3"	78,4	88,4	425	530	7,5	320.075.1	-	-	-	-	3,7
4"	102,1	113,8	490	600	7,5	320.100.1	-	-	-	-	4,9

**ANACONDA
 SEALTITE®**

**CONDUIT
 TYPE OR
 BLACK**

The fittings for Sealtite are outlined in chapter 5 (pages 1 till 29).



Size Sealtite	Inch	1/4"	5/16"	3/8"	1/2"	3/4"	1"	1 1/4"	1 1/2"	2"	2 1/2"	3"	4"
Fittings	ISO	M12-M16	M16-M20	M16-M20	M20	M25	M32	M40	M50	M63	M75	M90	M105
	PG	7	9 - 11	11 - 13,5	16	21	29	36	42	48	-	-	-
	NPT	-	-	1/2"	1/2"	3/4"	1"	1 1/4"	1 1/2"	2"	2 1/2"	3"	4"



Sealtite OR blue:
Robust, extra oil & grease resistant.

Type Sealtite OR blue is special developed for areas where conduit systems are being exposed to oil and grease. As a result of the high resistance against these substances the flexibility of the conduit is being safeguarded. With other (non-resistant) covers these substances can lead to stiffening or even rupture of the cover. The blue colour is used in Atex Exi applications like in turbines, diesel generators, gears, valves, pressure control, metering, in Oil & Gas, chemical and petrolchemical industry.

Temperature: -15 °C to +100 °C, intermittent up to +120 °C.
 Colour: Blue (also available in black).

Classification according to NEN-EN-IEC 61386:
 Compression resistance: Class 4, Heavy (1250 N).
 Impact resistance: Class 4, Heavy (6 J).
 Tensile strength: Class 4, Heavy (1000 N).
 Protection class: IP 67 (dust-proof, water-tight).

Material & Construction:

Construction: Galvanised steel core, square-locked with cord packing, thick smooth thermoplastic cover (PVC compound).

Cover specifications: PVC, lead-free according to RoHS, sunlight and UV resistant, suitable for outside installation. The cover is good resistant against oil and grease.



**ANACONDA
 SEALTITE®**

**CONDUIT
 TYPE OR
 BLUE**

Sealtite	Diametre		Bending radius		Standard carton		Small carton		Reels		Weight (Kg/m)	
	Size (Inch)	Inside (mm)	Outside (mm)	Static (mm)	Dynamic (mm)	Metre	Article No.	Metre	Article No.	Metre		Article No.
						Blue			Blue		Blue	
3/8"		12,6	17,8	60	85	30	322.012.1	-	-	-	-	0,3
1/2"		16,0	21,1	75	110	30	322.016.1	-	-	-	-	0,4
3/4"		21,0	26,4	90	140	30	322.020.1	-	-	-	-	0,6
1"		26,5	33,1	120	170	30	322.026.1	-	-	-	-	0,8
1.1/4"		35,1	41,8	150	215	30	322.035.1	-	-	-	-	1,1

The fittings for Sealtite are outlined in chapter 5 (pages 1 till 29).



Size Sealtite	Inch	1/4"	5/16"	3/8"	1/2"	3/4"	1"	1 1/4"	1 1/2"	2"	2 1/2"	3"	4"
Fittings	ISO	M12-M16	M16-M20	M16-M20	M20	M25	M32	M40	M50	M63	M75	M90	M105
	PG	7	9 - 11	11 - 13,5	16	21	29	36	42	48	-	-	-
	NPT	-	-	1/2"	1/2"	3/4"	1"	1 1/4"	1 1/2"	2"	2 1/2"	3"	4"



Sealtite HC black:
Robust, wide temperature range.

Sealtite HC is a robust conduit designed to protect cables in applications where extreme temperature fluctuations occur. The conduit is typically used in train warning systems, transformers, woodcutting machines, sewing machines, security systems in energy plants, and the chemical, ceramic and construction industries.

Classification according to NEN-EN-IEC 61386:

Compression resistance: Class 4, Heavy (1250 N).

Impact resistance: Class 4, Heavy (6 J).

Tensile strength: Class 4, Heavy (1000 N).

Protection class: IP 67 (dust-proof, water-tight).

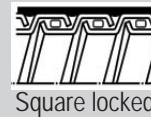
Material & Construction:

Construction: Galvanised steel core, square-locked with cord packing, thick smooth thermoplastic cover (PVC compound). Size 1/4" and from 1.1/2" up to 4", a fully inter-locked profile is used.

Cover specifications: PVC, lead-free according to RoHS, sunlight and UV resistant, suitable for outside installation. The cover is good resistant against oil and grease.

Temperature: -45 °C to +105 °C, intermittent up to +120 °C.

Colour: Black.



Sealtite	Diametre		Bending radius		Standard carton		Small carton		Reels		Weight (Kg/m)
	Size (Inch)	Inside (mm)	Outside (mm)	Static (mm)	Dynamic (mm)	Metre	Article No.	Metre	Article No.	Metre	
						Black		Black		Black	
1/4"	6,4	11,5	40	50	50	317.006.1	-	-	-	-	0,2
5/16"	10,1	14,4	50	65	50	317.010.1	10	317.010.3	-	-	0,2
3/8"	12,6	17,8	60	85	75	317.012.1	10	317.012.3	250	317.012.5	0,3
1/2"	16,0	21,1	75	110	60	317.016.1	10	317.016.3	150	317.016.5	0,4
3/4"	21,0	26,4	90	140	50	317.020.1	10	317.020.3	120	317.020.5	0,6
1"	26,5	33,1	120	170	30	317.026.1	10	317.026.3	90	317.026.5	0,8
1.1/4"	35,1	41,8	135	215	30	317.035.1	10	317.035.3	60	317.035.5	1,1
1.1/2"	40,3	47,8	165	250	15	317.040.1	-	-	45	317.040.5	1,5
2"	51,6	59,9	210	300	15	317.050.1	-	-	30	317.050.5	2,0
2.1/2"	63,3	72,6	280	375	7,5	317.063.1	-	-	-	-	2,8
3"	78,4	88,4	425	530	7,5	317.075.1	-	-	-	-	3,7

* Also available with stainless steel innercore (see chapter 4, type HCI and HCI 316).

The fittings for Sealtite are outlined in chapter 5 (pages 1 till 29).



Size Sealtite	Inch	1/4"	5/16"	3/8"	1/2"	3/4"	1"	1 1/4"	1 1/2"	2"	2 1/2"	3"	4"
Fittings	ISO	M12-M16	M16-M20	M16-M20	M20	M25	M32	M40	M50	M63	M75	M90	M105
	PG	7	9 - 11	11 - 13,5	16	21	29	36	42	48	-	-	-
	NPT	-	-	1/2"	1/2"	3/4"	1"	1 1/4"	1 1/2"	2"	2 1/2"	3"	4"



**Sealtite HCX black:
Robust, extreme temperature range.**

Sealtite HCX offers excellent protection for cables at very low and very high temperatures. This robust, yet flexible conduit is typically used in transformers, offshore applications, steelworks, foundries, machine building and many outdoor installations where the conduit has to have temperature resistant properties.

Classification according to NEN-EN-IEC 61386:

Compression resistance: Class 4, Heavy (1250 N).

Impact resistance: Class 4, Heavy (6 J).

Tensile strength: Class 4, Heavy (1000 N).

Protection class: IP 67 (dust-proof, water-tight).

Material & Construction:

Construction: Galvanised steel core, square-locked with cord packing, thick smooth thermoplastic cover (TPE compound).

From 1.1/2" a fully inter-locked profile will be used.

Cover specifications: TPE, lead-free according to RoHS,

sunlight and UV resistant. Suitable for outside installation.

Temperature: -55 °C to +145 °C, intermittent up to +160 °C.

Colour: Black.



Square locked

**ANACONDA
SEALTITE®**

**CONDUIT
TYPE HCX
BLACK**


Sealtite	Diameter		Bending radius		Standard carton		Small carton		Reels		Weight
Size	Inside	Outside	Static	Dynamic	Metre	Article No.	Metre	Article No.	Metre	Article No.	(Kg/m)
(Inch)	(mm)	(mm)	(mm)	(mm)		Black		Black		Black	
5/16"	-	-	-	-	-	-	-	-	-	-	-
3/8"	12,6	17,8	60	85	30	326.012.1	10	326.012.3	250	326.012.5	0,3
1/2"	16,0	21,1	75	110	30	326.016.1	10	326.016.3	150	326.016.5	0,4
3/4"	21,0	26,4	90	140	30	326.020.1	10	326.020.3	120	326.020.5	0,6
1"	26,5	33,1	120	170	30	326.026.1	10	326.026.3	90	326.026.5	0,8
1.1/4"	35,1	41,8	135	215	15	326.035.1	-	-	60	326.035.5	1,1
1.1/2"	40,3	47,8	165	250	15	326.040.1	-	-	45	326.040.5	1,5
2"	51,6	59,9	210	300	15	326.050.1	-	-	30	326.050.5	2,0

* Also available with stainless steel innercore (see chapter 4, type HCXI).

The fittings for Sealtite are outlined in chapter 5 (pages 1 till 29).



Size Sealtite	Inch	1/4"	5/16"	3/8"	1/2"	3/4"	1"	1 1/4"	1 1/2"	2"	2 1/2"	3"	4"
Fittings	ISO	M12-M16	M16-M20	M16-M20	M20	M25	M32	M40	M50	M63	M75	M90	M105
	PG	7	9 - 11	11 - 13,5	16	21	29	36	42	48	-	-	-
	NPT	-	-	1/2"	1/2"	3/4"	1"	1 1/4"	1 1/2"	2"	2 1/2"	3"	4"



Sealtite HFX black:

Robust, halogen-free, very flexible, good flame properties and superior chemical resistant.

Sealtite HFX is a very flexible conduit designed for use in dynamic applications where frequent and erratic movement can take place. During movement and torque stress, the conduit retains its flexibility and integrity even at low operating temperatures, when other conduit's tend to stiffen. The conduit's halogen free, thermoplastic cover displays excellent flame properties and resistance to chemicals. As such, HFX meets the stringent requirements of the rail and subway infrastructure, train signaling, train and metro building, marine, petrochemical and chemical industries as well as the stringent requirements of closed areas like airports, tunnels and subway stations.

Material & Construction:

Construction: Galvanised steel core, square-locked with cord packing, thick smooth thermoplastic cover (Polyurethane). Size 1/4" and from 1.1/2" a fully inter-locked profile is used.

Cover specifications: Polyurethane, lead-free according to RoHS, sunlight and UV resistant, suitable for outside installation. The cover is resistant against oil and grease.
Temperature: -55 °C to +105 °C, intermittent up to +125 °C.
Colour: Black.

Classification according to NEN-EN-IEC 61386:

Compression resistance: Class 4, Heavy (1250 N).
Impact resistance: Class 4, Heavy (6 J).
Tensile strength: Class 4, Heavy (1000 N).
Protection class: IP 67 (dust-proof, water-tight).



Square locked

**ANACONDA
SEALTITE®**

**CONDUIT
TYPE HFX
BLACK**


Sealtite	Diameter		Bending radius		Standard carton		Small carton		Reels		Weight (Kg/m)
	Size (Inch)	Inside (mm)	Outside (mm)	Static (mm)	Dynamic (mm)	Metre	Article No. Black	Metre	Article No. Black	Metre	
1/4"	6,4	11,5	40	50	30	331.006.1	-	-	-	-	0,2
5/16"	10,1	14,4	50	65	30	331.010.1	10	331.010.3	250	331.010.5	0,2
3/8"	12,6	17,8	60	85	30	331.012.1	10	331.012.3	250	331.012.5	0,3
1/2"	16,0	21,1	75	110	30	331.016.1	10	331.016.3	150	331.016.5	0,4
3/4"	21,0	26,4	90	140	30	331.020.1	10	331.020.3	120	331.020.5	0,6
1"	26,5	33,1	120	170	30	331.026.1	10	331.026.3	90	331.026.5	0,8
1.1/4"	35,1	41,8	135	215	15	331.035.1	-	-	60	331.035.5	1,1
1.1/2"	40,3	47,8	165	250	15	331.040.1	-	-	-	-	1,5
2"	51,6	59,9	210	300	15	331.050.1	-	-	-	-	2,0

* Also available with stainless steel innercore (see chapter 4, type HFI).

The fittings for Sealtite are outlined in chapter 5 (pages 1 till 29).



Size Sealtite	Inch	1/4"	5/16"	3/8"	1/2"	3/4"	1"	1 1/4"	1 1/2"	2"	2 1/2"	3"	4"
Fittings	ISO	M12-M16	M16-M20	M16-M20	M20	M25	M32	M40	M50	M63	M75	M90	M105
	PG	7	9 - 11	11 - 13,5	16	21	29	36	42	48	-	-	-
	NPT	-	-	1/2"	1/2"	3/4"	1"	1 1/4"	1 1/2"	2"	2 1/2"	3"	4"



Sealtite HFX blue:
Robust, halogen-free, very flexible, good flame properties and superior chemical resistant.

Type HFX blue is very suitable for installations, which are subject to frequent movements as HFX keeps its excellent flexibility even at low temperatures. It is also used when halogen free components are required. The blue colour is used in Atex Exi applications like in turbines, generators, valves, pressure control, metering, in Oil & Gas, chemical and petrolchemical industry, shipbuilding industry and navy.

Material & Construction:

Construction: Galvanised steel core, square-locked with cord packing, thick smooth thermoplastic cover (Polyurethane).

From 1 1/2" a fully inter-locked profile is used.

Cover specifications: Polyurethane, lead-free according to RoHS, sunlight and UV resistant, suitable for outside installation. The cover is resistant against oil and grease.



Temperature: -55 °C to +105 °C, intermittent up to +125 °C.
Colour: Blue.

Classification according to NEN-EN-IEC 61386:

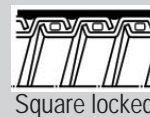
Compression resistance: Class 4, Heavy (1250 N).

Impact resistance: Class 4, Heavy (6 J).

Tensile strength: Class 4, Heavy (1000 N).

Protection class: IP 67 (dust-proof, water-tight).

**ANACONDA
 SEALTITE®**



**CONDUIT
 TYPE HFX
 BLUE**

Sealtite	Diameter		Bending radius		Standard carton		Small carton		Reels		Weight (Kg/m)
	Inside	Outside	Static	Dynamic	Metre	Article No.	Metre	Article No.	Metre	Article No.	
(Inch)	(mm)	(mm)	(mm)	(mm)		Blue		Blue		Blue	
3/8"	12,6	17,8	60	85	30	335.212.1	-	-	-	-	0,3
1/2"	16,0	21,1	75	110	30	335.216.1	-	-	-	-	0,4
3/4"	21,0	26,4	90	140	30	335.220.1	-	-	-	-	0,6
1"	26,5	33,1	120	170	30	335.226.1	-	-	-	-	0,8
1.1/4"	35,1	41,8	135	215	15	335.235.1	-	-	-	-	1,1
1.1/2"	40,3	47,8	165	250	15	335.240.1	-	-	-	-	1,5
2"	51,6	59,9	210	300	15	335.250.1	-	-	-	-	2,0

* Also available with stainless steel innercore (see chapter 4, type HFI blue).

The fittings for Sealtite are outlined in chapter 5 (pages 1 till 29).



Size Sealtite	Inch	1/4"	5/16"	3/8"	1/2"	3/4"	1"	1 1/4"	1 1/2"	2"	2 1/2"	3"	4"
Fittings	ISO	M12-M16	M16-M20	M16-M20	M20	M25	M32	M40	M50	M63	M75	M90	M105
	PG	7	9 - 11	11 - 13,5	16	21	29	36	42	48	-	-	-
	NPT	-	-	1/2"	1/2"	3/4"	1"	1 1/4"	1 1/2"	2"	2 1/2"	3"	4"



Sealtite HFX-V0 black:
Robust, halogen-free, very flexible
and optimum flame properties.



Type HFX-V0 is designed especially for meeting the new regulations for rolling stock in the train industry. It is designed for installations, which are subject to frequent movements as HFX-V0 keeps its excellent flexibility even at low temperatures. HFX-V0 is specifically meant for the train- and metro-building industry.

Material & Construction:

Construction: Galvanised steel core, square-locked with cord packing, thick smooth thermoplastic cover (V0-rated Polyurethane).

From 1 1/2" a fully inter-locked profile is used.

Cover specifications: V0-rated Polyurethane, lead-free according to RoHS, sunlight and UV resistant, suitable for outside installation. The cover is resistant against oil and grease.

Special approvals, flame properties according to:

- NF F 16-101: class I3/F1 (LOI = 31,6%, smoke index = 19)

- PR NF EN 45545:
 - R23 (interior equipment) class HL1 and HL2
 - R24 (exterior equipment) class HL1 and HL2.
 - (ITCpnl = 0,19 , Ds max = 262 and LOI = 31,6).
- EN ISO 11925-2 : passes the Allumability test at 30 sec.
- Temperature:** -50 °C to +105 °C, intermittent up to +125 °C.
- Colour:** Black.

Classification according to NEN-EN-IEC 61386:

Compression resistance: Class 4, Heavy (1250 N).

Impact resistance: Class 4, Heavy (6 J).

Tensile strength: Class 4, Heavy (1000 N).

Protection class: IP 67 (dust-proof, water-tight).



**ANACONDA
 SEALTITE®**

**CONDUIT
 TYPE HFX-V0
 BLACK**

Sealtite	Diametre		Bending radius		Standard carton		Small carton		Reels		Weight (Kg/m)
	Inside (Inch)	Outside (mm)	Static (mm)	Dynamic (mm)	Metre	Article No. Black	Metre	Article No. Black	Metre	Article No. Black	
5/16"	10,1	14,4	50	65	30	348.010.1	-	-	-	-	0,2
3/8"	12,6	17,8	60	85	30	348.012.1	-	-	-	-	0,3
1/2"	16,0	21,1	75	110	30	348.016.1	-	-	-	-	0,4
3/4"	21,0	26,4	90	140	30	348.020.1	-	-	-	-	0,6
1"	26,5	33,1	120	170	30	348.026.1	-	-	-	-	0,8
1.1/4"	35,1	41,8	135	215	15	348.035.1	-	-	-	-	1,1
1.1/2"	40,3	47,8	165	250	15	348.040.1	-	-	-	-	1,5
2"	51,6	59,9	210	300	15	348.050.1	-	-	-	-	2,0

The fittings for Sealtite are outlined in chapter 5 (pages 1 till 29).



Size Sealtite	Inch	1/4"	5/16"	3/8"	1/2"	3/4"	1"	1 1/4"	1 1/2"	2"	2 1/2"	3"	4"
Fittings	ISO	M12-M16	M16-M20	M16-M20	M20	M25	M32	M40	M50	M63	M75	M90	M105
	PG	7	9 - 11	11 - 13,5	16	21	29	36	42	48	-	-	-
	NPT	-	-	1/2"	1/2"	3/4"	1"	1 1/4"	1 1/2"	2"	2 1/2"	3"	4"



**Sealtite ZHLS black:
Robust, halogen-free, low smoke,
excellent flame properties.**

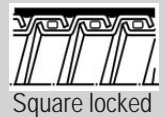
A halogen-free, "low smoke" conduit for use in public areas. The features of the ZHLS cover are necessary in the field of environment and safety, as the European guidelines state that materials used in certain areas must meet special requirements regarding toxic gas emission and smoke density in case of fire. Type ZHLS is optimal for use in the subway-, train- and bus-building industry, in closed areas, airports, tunnels, (subway) stations and other infra-structure projects, but also in hospitals, elevators, escalators and other public areas.

Temperature: -25 °C to +80 °C, intermittent up to +100 °C.
Colour: Black.

Classification according to NEN-EN-IEC 61386:
Compression resistance: Class 4, Heavy (1250 N).
Impact resistance: Class 4, Heavy (6 J).
Tensile strength: Class 4, Heavy (1000 N).
Protection class: IP 67 (dust-proof, water-tight).

Material & Construction:

Construction: Galvanised steel core, square-locked with cord packing, thick smooth thermoplastic cover (Polyolefin). Size 1/4" and from 1.1/2" a fully inter-locked profile is used.
Cover specifications: Polyolefin, lead-free according to RoHS, sunlight and UV resistant, suitable for outside installation.



**ANACONDA
SEALTITE®**

**CONDUIT
TYPE ZHLS
BLACK**

Sealtite	Diametre		Bending radius		Standard carton		Small carton		Reels		Weight (Kg/m)	
	Size (Inch)	Inside (mm)	Outside (mm)	Static (mm)	Dynamic (mm)	Metre	Article No.	Metre	Article No.	Metre		Article No.
						Black			Black		Black	
1/4"	6,4	11,5	40	50	30	309.006.1	-	-	-	-	-	0,2
5/16"	10,1	14,4	50	65	30	309.010.1	10	309.010.3	-	-	-	0,2
3/8"	12,6	17,8	60	85	30	309.012.1	10	309.012.3	250	309.012.5	-	0,3
1/2"	16,0	21,1	75	110	30	309.016.1	10	309.016.3	150	309.016.5	-	0,4
3/4"	21,0	26,4	90	140	30	309.020.1	10	309.020.3	120	309.020.5	-	0,6
1"	26,5	33,1	120	170	30	309.026.1	10	309.026.3	90	309.026.5	-	0,8
1.1/4"	35,1	41,8	135	215	15	309.035.1	-	-	60	309.035.5	-	1,1
1.1/2"	40,3	47,8	165	250	15	309.040.1	-	-	45	309.040.5	-	1,5
2"	51,6	59,9	210	300	15	309.050.1	-	-	22	309.050.5	-	2,0

The fittings for Sealtite are outlined in chapter 5 (pages 1 till 29).

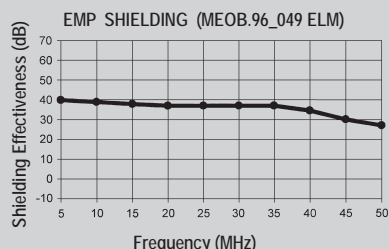


Size Sealtite	Inch	1/4"	5/16"	3/8"	1/2"	3/4"	1"	1 1/4"	1 1/2"	2"	2 1/2"	3"	4"
Fittings	ISO	M12-M16	M16-M20	M16-M20	M20	M25	M32	M40	M50	M63	M75	M90	M105
	PG	7	9 - 11	11 - 13,5	16	21	29	36	42	48	-	-	-
	NPT	-	-	1/2"	1/2"	3/4"	1"	1 1/4"	1 1/2"	2"	2 1/2"	3"	4"



Sealtite HTDL black:
Robust, UL & CSA approved, wide temperature range.

Type HTDL is the most used Anaconda Sealtite® conduit with integral grounding copper wire (till 1.1/4"). The HTDL is UL & CSA approved and has a wide temperature range. Because of the integrated copper grounding wire the HTDL also offers a fine EMI/EMP shielding, which makes it useable for applications where a high degree of electrical continuity is required.



Type HTDL is perfectly suited for machines and installations that will be exported to countries outside Europe. You will find type HTDL in transformers, paper-recycling machinery, internal transport, trains, air-traffic-control, UMTS systems, off-shore and apparatus-building industry.

Material & Construction:

Construction: Galvanised steel core, square-locked with integral copper grounding wire till 1.1/4", thick smooth

thermoplastic cover (PVC compound). From 1.1/2" a fully inter-locked profile is used.

Cover specifications: PVC (from size 1" lead-free acc. to RoHS), sunlight and UV resistant, suitable for outside installation. The cover is good resistant against oil and grease.

Special approvals: UL-360 (file # E18917) and CSA C 22.2 (file # 63790 / 15275).

Suitable for use in hazardous environments according NEC 501-4B Class I, Division 2; Class II, Division 1 and 2; Class III, Division 1 and 2.

Temperature: -45 °C to +105 °C, intermittent up to +120 °C. Max. temperature according CSA is +75 °C.

Colour: Black.

Classification according to NEN-EN-IEC 61386:

Compression resistance: Class 4, Heavy (1250 N).

Impact resistance: Class 4, Heavy (6 J).

Tensile strength: Class 4, Heavy (1000 N).

Protection class: IP 67 (dust-proof, water-tight).



Square locked

**ANACONDA
 SEALTITE®**

**CONDUIT
 TYPE HTDL
 BLACK**

Sealtite	Diametre		Bending radius		Standard carton		Small carton		Reels		Weight (Kg/m)
	Inside (Inch)	Outside (mm)	Static (mm)	Dynamic (mm)	Metre	Article No.	Metre	Article No.	Metre	Article No.	
5/16"	-	-	-	-	-	-	-	-	-	-	-
3/8"	12,6	17,8	70	85	60	330.012.2	10	330.012.3	150	330.012.5	0,4
1/2"	16,1	21,1	90	110	60	330.016.2	10	330.016.3	150	330.016.5	0,5
3/4"	21,1	26,4	115	140	45	330.020.2	10	330.020.3	120	330.020.5	0,7
1"	26,8	33,1	145	170	30	330.026.1	10	330.026.3	150	330.026.5	1,1
1.1/4"	35,4	41,8	175	215	15	330.035.1	-	-	60	330.035.5	1,5
1.1/2"	40,3	47,8	205	250	15	330.040.1	-	-	45	330.040.5	1,7
2"	51,6	59,9	240	300	15	330.050.1	-	-	30	330.050.5	2,2

* Also available in bigger sizes (up to 4").

The fittings for Sealtite are outlined in chapter 5 (pages 1 till 29).

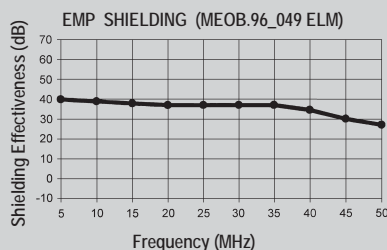


Size Sealtite	Inch	1/4"	5/16"	3/8"	1/2"	3/4"	1"	1 1/4"	1 1/2"	2"	2 1/2"	3"	4"
Fittings	ISO	M12-M16	M16-M20	M16-M20	M20	M25	M32	M40	M50	M63	M75	M90	M105
	PG	7	9 - 11	11 - 13,5	16	21	29	36	42	48	-	-	-
	NPT	-	-	1/2"	1/2"	3/4"	1"	1 1/4"	1 1/2"	2"	2 1/2"	3"	4"



Sealtite HTUA grey: Robust, UL & CSA approved, wide temperature range.

Type HTUA is the most used Anaconda Sealtite® conduit with integral grounding copper wire (till 1.1/4"). The HTUA is UL & CSA approved and has a wide temperature range. Because of the integrated copper grounding wire the HTUA also offers a fine EMI/EMP shielding, which makes it useable for applications where a high degree of electrical continuity is required.



Applications include, but are not limited to, the Oil and Gas industry, the offshore industry: typically, the conduit is used on transformers, generators, motors, actuators etc. Type HTUA is perfectly suited for machines and installations that will be exported to countries outside Europe. You will find type HTUA in transformers, paper-recycling machinery, internal transport, trains, air-traffic-control, UMTS systems, off-shore and apparatus-building industry.



Construction: Galvanised steel core, square-locked with integral copper grounding wire till 1.1/4", thick smooth thermoplastic cover (PVC compound). From 1.1/2" a fully inter-locked profile is used.

Cover specifications: PVC (from size 1" lead-free acc. to RoHS), sunlight and UV resistant, suitable for outside installation. The cover is good resistant against oil and grease.

Special approvals: UL-360 (file # E18917) and CSAC 22.2 (file # 63790 / 15275).

Suitable for use in hazardous environments according NEC 501-4B Class I, Division 2; Class II, Division 1 and 2; Class III, Division 1 and 2.

Temperature: -45 °C to +105 °C, intermittent up to +120 °C. Max. temperature according CSA is +75 °C.

Colour: Grey.

Classification according to NEN-EN-IEC 61386:

Compression resistance: Class 4, Heavy (1250 N).

Impact resistance: Class 4, Heavy (6 J).

Tensile strength: Class 4, Heavy (1000 N).

Protection class: IP 67 (dust-proof, water-tight).



ANACONDA
SEALTITE®

CONDUIT
TYPE HTUA
GREY

Sealtite	Diametre		Bending radius		Standard carton		Small carton		Reels		Weight (Kg/m)	
	Size (Inch)	Inside (mm)	Outside (mm)	Static (mm)	Dynamic (mm)	Metre	Article No.	Metre	Article No.	Metre		Article No.
5/16"	-	-	-	-	-	-	-	-	-	-	-	-
3/8"	12,6	17,8	70	85	60	312.512.1	-	-	-	-	-	0,4
1/2"	16,1	21,1	90	110	60	312.516.1	-	-	-	-	-	0,5
3/4"	21,1	26,4	115	140	45	312.520.1	-	-	-	-	-	0,7
1"	26,8	33,1	145	170	30	312.526.1	-	-	-	-	-	1,1
1.1/4"	35,4	41,8	175	215	15	312.535.1	-	-	-	-	-	1,5
1.1/2"	40,3	47,8	205	250	15	312.540.1	-	-	-	-	-	1,7
2"	51,6	59,9	240	300	15	312.550.1	-	-	-	-	-	2,2

* Also available in bigger sizes (up to 4").

The fittings for Sealtite are outlined in chapter 5 (pages 1 till 29).

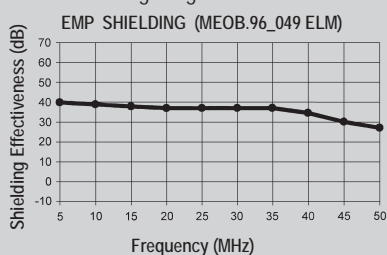


Size Sealtite	Inch	1/4"	5/16"	3/8"	1/2"	3/4"	1"	1 1/4"	1 1/2"	2"	2 1/2"	3"	4"
Fittings	ISO	M12-M16	M16-M20	M16-M20	M20	M25	M32	M40	M50	M63	M75	M90	M105
	PG	7	9 - 11	11 - 13,5	16	21	29	36	42	48	-	-	-
	NPT	-	-	1/2"	1/2"	3/4"	1"	1 1/4"	1 1/2"	2"	2 1/2"	3"	4"



Sealtite ZHUA black:
Robust, UL approved, halogen-free, good flame properties (UL-94 V0).

Type ZHUA is the ultimate Sealtite conduit with integral grounding copper wire (till 1.1/4"). The ZHUA is UL approved and has a wide temperature range. Because of the integrated copper grounding wire the ZHUA also offers a fine EMI/EMP shielding, which makes it useable for applications where a high degree of electrical continuity is required.



Another unique feature of the ZHUA is, that it is extremely flexible at both high as low temperatures. The ZHUA is often being applied in the subway-, train- and bus-building industry, in closed areas, airports, tunnels and (subway) stations, shipbuilding industry and navy. Especially for export projects outside Europe.

Material & Construction:

Construction: Galvanised steel core, square-locked with integral copper grounding wire till 1.1/4", thick smooth



Square locked

Classification according to NEN-EN-IEC 61386:

Compression resistance: Class 4, Heavy (1250 N).

Impact resistance: Class 4, Heavy (6 J).

Tensile strength: Class 4, Heavy (1000 N).

Protection class: IP 67 (dust-proof, water-tight).

thermoplastic cover (Polyurethane). From 1.1/2" a fully inter-locked profile is used.

Cover specifications: Polyurethane, lead-free acc. to RoHS, sunlight and UV resistant, suitable for outside installation. The cover is good resistant against oil and grease.

Special approvals: UL-360 (file # E18917), material classification UL-94 V0.

Suitable to use in hazardous environments according NEC 501-4B Class I, Division 2; Class II, Division 1 and 2; Class III, Division 1 and 2.

Temperature: -55 °C to +80 °C, intermittent up to +100 °C.

Colour: Black.

**ANACONDA
 SEALTITE®**

**CONDUIT
 TYPE ZHUA
 BLACK**


Sealtite	Diametre		Bending radius		Standard carton		Small carton		Reels		Weight (Kg/m)
	Inside	Outside	Static	Dynamic	Metre	Article No.	Metre	Article No.	Metre	Article No.	
	(Inch)	(mm)	(mm)	(mm)		Black		Black		Black	
5/16"	-	-	-	-	-	-	-	-	-	-	-
3/8"	12,6	17,8	70	85	30	334.012.1	-	-	150	334.012.5	0,4
1/2"	16,1	21,1	90	110	30	334.016.1	-	-	150	334.016.5	0,5
3/4"	21,1	26,4	115	140	30	334.020.1	-	-	150	334.020.5	0,7
1"	26,8	33,1	145	170	30	334.026.1	-	-	120	334.026.5	1,1
1.1/4"	35,4	41,8	175	215	15	334.035.1	-	-	60	334.035.5	1,5
1.1/2"	40,3	47,8	205	250	15	334.040.1	-	-	45	334.040.5	1,7
2"	51,6	59,9	240	300	15	334.050.1	-	-	30	334.050.5	2,2

* Also available in larger sizes (up to 4").

The fittings for Sealtite are outlined in chapter 5 (pages 1 till 29).

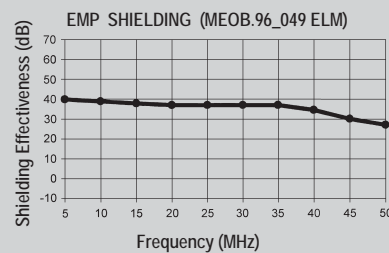


Size Sealtite	Inch	1/4"	5/16"	3/8"	1/2"	3/4"	1"	1 1/4"	1 1/2"	2"	2 1/2"	3"	4"
Fittings	ISO	M12-M16	M16-M20	M16-M20	M20	M25	M32	M40	M50	M63	M75	M90	M105
	PG	7	9 - 11	11 - 13,5	16	21	29	36	42	48	-	-	-
	NPT	-	-	1/2"	1/2"	3/4"	1"	1 1/4"	1 1/2"	2"	2 1/2"	3"	4"



Sealtite CW blue:
Robust, UL & CSA approved, computer wire conduit.

Type CW is specially made for computer wire applications. Type CW is UL & CSA approved and has a blue cover to identify computer cables in an installation. Because of the integrated copper grounding wire the CW also offers a fine EMI/EMP shielding, which makes it useable for applications where a high degree of electrical continuity is required.



Type CW is perfectly suited for machines and installations that will be installed in countries outside Europe. You will find type CW in air-traffic-control, computer systems, offshore and apparatus-building industry.

Material & Construction:

Construction: Galvanised steel core, square-locked with integral copper grounding wire till 1.1/4", thick smooth thermoplastic cover (PVC compound). From 1.1/2" a fully inter-locked profile is used.

Cover specifications: PVC, lead-free according to RoHS, sunlight and UV resistant, suitable for outdoor use and burial installation.

Special approvals: UL-360 (file # E18917) and CSA C22.2 (file # 158897)

Suitable for use in hazardous environments according NEC 501-4B Class I, Division 2; Class II, Division 1 and 2; Class III, Division 1 and 2.

Temperature: -20 °C to +60 °C, intermittent up to +80 °C.
Colour: Blue.

Classification according to NEN-EN-IEC 61386:

Compression resistance : Class 4, Heavy (1250 N).

Impact resistance : Class 4, Heavy (6 J).

Tensile strength : Class 4, Heavy (1000 N).

Protection class : IP 67 (dust-proof, water-tight).

**ANACONDA
 SEALTITE®**

**CONDUIT
 TYPE CW
 BLUE**



Sealtite	Diameter		Bending radius		Standard carton		Small carton		Reels		Weight (Kg/m)
	Inside (Inch)	Outside (mm)	Static (mm)	Dynamic (mm)	Metre	Article No. Black	Metre	Article No. Black	Metre	Article No. Black	
5/16"	-	-	-	-	-	-	-	-	-	-	-
3/8"	-	-	-	-	-	-	-	-	-	-	-
1/2"	16,1	21,1	90	110	30	323.016.1	-	-	-	-	0,5
3/4"	21,1	26,4	115	140	30	323.020.1	-	-	-	-	0,7
1"	26,8	33,1	145	170	30	323.026.1	-	-	-	-	1,1
1.1/4"	35,4	41,8	175	215	15	323.035.1	-	-	-	-	1,5
1.1/2"	40,3	47,8	205	250	15	323.040.1	-	-	-	-	1,7
2"	51,6	59,9	240	300	15	323.050.1	-	-	-	-	2,2

The fittings for Sealtite are outlined in chapter 5 (pages 1 till 29).



Size Sealtite	Inch	1/4"	5/16"	3/8"	1/2"	3/4"	1"	1 1/4"	1 1/2"	2"	2 1/2"	3"	4"
Fittings	ISO	M12-M16	M16-M20	M16-M20	M20	M25	M32	M40	M50	M63	M75	M90	M105
	PG	7	9 - 11	11 - 13,5	16	21	29	36	42	48	-	-	-
	NPT	-	-	1/2"	1/2"	3/4"	1"	1 1/4"	1 1/2"	2"	2 1/2"	3"	4"

































**CONDUIT SYSTEMS
FOR ELECTRICAL WIRES
AND CABLES:**

**ANACONDA SEALTITE®
SPECIAL**

 **ANAMET EUROPE**
THE MANUFACTURER OF ANACONDA SEALTITE

Overview table Anaconda Sealrite Special.

Sealrite	Material	Material	Temp. (°C)		Resistance (NEN-EN-IEC 61386)			Flexibility	Resistance		Approvals		Protection Class	Page
			Min.	Max.	Compr. (1250N)	Impact (6J)	Tensile (1000N)		UV	Oil				
 HCI Black	Stainless steel AISI-304	PVC-RoHS	-45	+105	4 (1250N)	4 (6J)	4 (1000N)	+++	++++	++++			IP 67	4-02
 HCI Blue	Stainless steel AISI-304	PVC-RoHS	-45	+105	4 (1250N)	4 (6J)	4 (1000N)	+++	++++	++++			IP 67	4-03
 HFI Black	Stainless steel AISI-304	TPU Halogen free RoHS	-55	+105	4 (1250N)	4 (6J)	4 (1000N)	++++	++++	++++			IP 67	4-04
 HFI Blue	Stainless steel AISI-304	TPU Halogen free RoHS	-55	+105	4 (1250N)	4 (6J)	4 (1000N)	++++	++++	++++			IP 67	4-05
 HCXI Black	Stainless steel AISI-304	TPE-RoHS	-55	+145	4 (1250N)	4 (6J)	4 (1000N)	++++	+++	++			IP 67	4-06
 HCI 316 Black	Stainless steel AISI-316	PVC-RoHS	-45	+105	4 (1250N)	4 (6J)	4 (1000N)	+++	++++	++++			IP 67	4-07
 EF-L Grey	Aluminium	PVC-RoHS	-20	+60	3 (750N)	3 (2J)	3 (500N)	+++	++++	+++			IP 67	4-08
 Shieldtite Grey	Bronze	PVC-RoHS	-45	+105	4 (1250N)	4 (6J)	4 (1000N)	+++	++++	++++			IP 67	4-09
 Shieldtite Z1	Bronze	TPU Halogen free RoHS	-45	+105	4 (1250N)	4 (6J)	4 (1000N)	++++	++++	++++			IP 67	4-10
 FG White	Galvanised steel	PVC-RoHS	-20	+60	4 (1250N)	4 (6J)	4 (1000N)	+++	++	+++	 		IP 67	4-11
 AS Black	Galvanised steel	PVC-RoHS	-25	+70	4 (1250N)	4 (6J)	4 (1000N)	+++	++	+++			IP 67	4-12
 NWC Black	Galvanised steel	PE-RoHS	-40	+90	4 (1250N)	4 (6J)	4 (1000N)	+	+++	+++			IP 67	4-13

CONDUIT SELECTION TABLE

The fittings for Sealrite Special are outlined in chapter 5 (pages 1 till 29).





Sealtite HCI black:
Robust, wide temperature range and extra corrosion resistant.



If we look at wider temperature ranges Sealtite type HCI is a good solution. In addition type HCI has a stainless steel square-locked inner hose which guarantees a high corrosion resistance. Type HCI can be used in areas where strong temperature changes occur and corrosion resistance is needed and is among others, being applied in the food industry, transformers, off-shore, foundries, chemical and ceramics industry.

Material & Construction:

Construction: Stainless steel AISI-304, square-locked with cord packing, thick smooth thermoplastic cover (PVC compound). For sizes 1/4", 1.1/2" and 2" a fully inter-locked profile is used.

Also available with innercore in AISI-316 (see page 6-11 type HCI 316).

Cover specifications: PVC, lead-free according to RoHS, sunlight and UV resistant, suitable for outside installation. The cover is good resistant against oil and grease.

Temperature: -45 °C to +105 °C, intermittent up to +120 °C.

Colour: Black.

Classification according to NEN-EN-IEC 61386:

Compression resistance: Class 4, Heavy (1250 N).

Impact resistance: Class 4, Heavy (6 J).

Tensile strength: Class 4, Heavy (1000 N).

Protection class: IP 67 (dust-proof, water-tight).



Square locked

Sealtite	Diametre		Bending radius		Standard carton		Small carton		Reels		Weight (Kg/m)
	Size (Inch)	Inside (mm)	Outside (mm)	Static (mm)	Dynamic (mm)	Metre	Article No.	Metre	Article No.	Metre	
						Black		Black		Black	
1/4"	6,4	11,5	40	50	50	318.006.1	-	-	-	-	0,2
5/16"	10,1	14,4	50	65	50	318.010.1	10	318.010.3	-	-	0,2
3/8"	12,6	17,8	60	85	75	318.012.1	10	318.012.3	-	-	0,3
1/2"	16,0	21,1	75	110	60	318.016.1	10	318.016.3	-	-	0,4
3/4"	21,0	26,4	90	140	50	318.020.1	10	318.020.3	-	-	0,6
1"	26,5	33,1	120	170	30	318.026.1	10	318.026.3	-	-	0,8
1.1/4"	35,1	41,8	135	215	30	318.035.1	10	318.035.3	-	-	1,1
1.1/2"	40,3	47,8	165	250	15	318.040.1*	-	-	-	-	1,5
2"	51,6	59,9	210	300	15	318.050.1*	-	-	-	-	2,0

* Conduits types HCI 1.1/2" and 2" are only available on request..

The fittings for Sealtite Special are outlined in chapter 5 (pages 1 till 29).



Size Sealtite	Inch	1/4"	5/16"	3/8"	1/2"	3/4"	1"	1 1/4"	1 1/2"	2"	2 1/2"	3"	4"
Fittings	ISO	M12-M16	M16-M20	M16-M20	M20	M25	M32	M40	M50	M63	M75	M90	M105
	PG	7	9 - 11	11 - 13,5	16	21	29	36	42	48	-	-	-
	NPT	-	-	1/2"	1/2"	3/4"	1"	1 1/4"	1 1/2"	2"	2 1/2"	3"	4"



**Sealtite HCI blue:
Robust, wide temperature range and
extra corrosion resistant.**

If we look at wider temperature ranges Sealtite type HCI is a good solution. In addition type HCI has a stainless steel square-locked inner hose which guarantees a high corrosion resistance. Type HCI can be used in areas where strong temperature changes occur and corrosion resistance is needed. The blue colour is used in Atex Exi applications like in turbines, diesel generators, gears, valves, pressure control, metering, in Oil & Gas, chemical and petrochemical industry.

Material & Construction:

Construction: Stainless steel AISI-304, square-locked with cord packing, thick smooth thermoplastic cover (PVC compound).

From 1.1/2" a fully interlocke-profile is used.

Cover specifications: PVC, lead-free according to RoHS,



sunlight and UV resistant, suitable for outside installation. The cover is good resistant against oil and grease.

Temperature: -45 °C to +105 °C, intermittent up to +120 °C.
Colour: Blue (also available in black).

Classification according to NEN-EN-IEC 61386:

Compression resistance: Class 4, Heavy (1250 N).

Impact resistance: Class 4, Heavy (6 J).

Tensile strength: Class 4, Heavy (1000 N).

Protection class: IP 67 (dust-proof, water-tight).



Square locked

**ANACONDA
SEALTITE®
SPECIAL**

**CONDUIT
TYPE HCI
BLUE**

Sealtite	Diametre		Bending radius		Standard carton		Small carton		Reels		Weight (Kg/m)
	Size (Inch)	Inside (mm)	Outside (mm)	Static (mm)	Dynamic (mm)	Metre	Article No.	Metre	Article No.	Metre	
						Blue			Blue		Blue
3/8"	12,6	17,8	60	85	30	358.012.1	-	-	-	-	0,3
1/2"	16,0	21,1	75	110	30	358.016.1	-	-	-	-	0,4
3/4"	21,0	26,4	90	140	30	358.020.1	-	-	-	-	0,6
1"	26,5	33,1	120	170	30	358.026.1	-	-	-	-	0,8
1.1/4"	35,1	41,8	135	215	30	358.035.1	-	-	-	-	1,1

The fittings for Sealtite Special are outlined in chapter 5 (pages 1 till 29).



Size Sealtite	Inch	1/4"	5/16"	3/8"	1/2"	3/4"	1"	1 1/4"	1 1/2"	2"	2 1/2"	3"	4"
Fittings	ISO	M12-M16	M16-M20	M16-M20	M20	M25	M32	M40	M50	M63	M75	M90	M105
	PG	7	9 - 11	11 - 13,5	16	21	29	36	42	48	-	-	-
	NPT	-	-	1/2"	1/2"	3/4"	1"	1 1/4"	1 1/2"	2"	2 1/2"	3"	4"



Sealtite HFI black:

Robust, halogen-free, very flexible, chemical resistant, good flame properties and extra corrosion resistant.

A halogen-free conduit for use in public areas. The features of the HFX cover are necessary in the field of environment and safety, as the European guidelines state that certain areas need to be free of halogens. The HFI has two unique features, that it is extremely flexible at both high as low temperatures and extra corrosion resistant because of the stainless steel inner hose. This makes the HFI very suitable for installations in the chemical and food-processing industry, but also in the off-shore, tunnels, train- and bus-building industry, in closed areas, airports and (subway) stations, shipbuilding industry and navy. Type HFI is the solution for the combination of chemical resistance, absence of halogens and high corrosion resistance.

Material & Construction:

Construction: Stainless steel (AISI-304) core, square-locked with cord packing, thick smooth thermoplastic cover (Polyurethane). For size 1/4" a fully inter-locked profile is used.

Cover specifications: Polyurethane, lead-free according to RoHS, sunlight and UV resistant, suitable for outside installation. The cover is resistant against oil and grease.

Special approvals: Flame properties according to NF F 16-101.

Temperature: -55 °C to +105 °C, intermittent up to +125 °C.
Colour: Black (also available in blue).

Classification according to NEN-EN-IEC 61386:

Compression resistance: Class 4, Heavy (1250 N).

Impact resistance: Class 4, Heavy (6 J).

Tensile strength: Class 4, Heavy (1000 N).

Protection class: IP 67 (dust-proof, water-tight).



Square locked

Sealtite	Diameter		Bending radius		Standard carton		Small carton		Reels		Weight (Kg/m)	
	Size (Inch)	Inside (mm)	Outside (mm)	Static (mm)	Dynamic (mm)	Metre	Article No.	Metre	Article No.	Metre		Article No.
						Black			Black		Black	
1/4"	6,4	11,5	40	50	30	333.006.1	-	-	-	-	0,2	
5/16"	10,1	14,4	50	65	30	333.010.1	10	333.010.3	-	-	0,2	
3/8"	12,6	17,8	60	85	30	333.012.1	10	333.012.3	-	-	0,3	
1/2"	16,0	21,1	75	110	30	333.016.1	10	333.016.3	-	-	0,4	
3/4"	21,0	26,4	90	140	30	333.020.1	10	333.020.3	-	-	0,6	
1"	26,5	33,1	120	170	30	333.026.1	10	333.026.3	-	-	0,8	
1.1/4"	35,1	41,8	135	215	15	333.035.1	-	-	-	-	1,1	

**ANACONDA
SEALTITE®
SPECIAL**

**CONDUIT
TYPE HFI
BLACK**

The fittings for Sealtite Special are outlined in chapter 5 (pages 1 till 29).



Size Sealtite	Inch	1/4"	5/16"	3/8"	1/2"	3/4"	1"	1 1/4"	1 1/2"	2"	2 1/2"	3"	4"
Fittings	ISO	M12-M16	M16-M20	M16-M20	M20	M25	M32	M40	M50	M63	M75	M90	M105
	PG	7	9 - 11	11 - 13,5	16	21	29	36	42	48	-	-	-
	NPT	-	-	1/2"	1/2"	3/4"	1"	1 1/4"	1 1/2"	2"	2 1/2"	3"	4"



Sealtite HFI blue:
Robust, halogen-free, very flexible, chemical resistant, good flame properties and extra corrosion resistant.

A halogen-free conduit for use in public areas. The features of the HFX cover are necessary in the field of environment and safety, as the European guidelines state that certain areas need to be free of halogens. The HFI has two unique features, that it is extremely flexible at both high as low temperatures and extra corrosion resistant because of the stainless steel inner hose. This makes the HFI very suitable for installations in the chemical and food-processing industry, but also in the off-shore, Oil & Gas, turbines, generators, valves, pressure control, metering, tunnels, train- and bus-building industry, in closed areas, airports and (subway) stations, shipbuilding industry and navy. The blue colour is used in Atex Exi applications. Type HFI is the solution for the combination of chemical resistance, absence of halogens and high corrosion resistance.



From 1 1/2" a fully inter-locked profile is used.
Cover specifications: Polyurethane, lead-free according to RoHS, sunlight and UV resistant, suitable for outside installation. The cover is resistant against oil and grease.
Temperature: -55 °C to +105 °C, intermittent up to +125 °C.
Colour: Blue (also available in black).

Classification according to NEN-EN-IEC 61386:
Compression resistance: Class 4, Heavy (1250 N).
Impact resistance: Class 4, Heavy (6 J).
Tensile strength: Class 4, Heavy (1000 N).
Protection class: IP 67 (dust-proof, water-tight).

Material & Construction:

Construction: Stainless steel (AISI-304) core, square-locked with cord packing, thick smooth thermoplastic cover (Polyurethane).



**ANACONDA
 SEALTITE®
 SPECIAL**


**CONDUIT
 TYPE HFI
 BLUE**

Sealtite	Diameter		Bending radius		Standard carton		Small carton		Reels		Weight (Kg/m)	
	Size (Inch)	Inside (mm)	Outside (mm)	Static (mm)	Dynamic (mm)	Metre	Article No.	Metre	Article No.	Metre		Article No.
						Blue			Blue		Blue	
3/8"	12,6	17,8	60	85	30	339.212.1	-	-	-	-	-	0,3
1/2"	16,0	21,1	75	110	30	339.216.1	-	-	-	-	-	0,4
3/4"	21,0	26,4	90	140	30	339.220.1	-	-	-	-	-	0,6
1"	26,5	33,1	120	170	30	339.226.1	-	-	-	-	-	0,8
1.1/4"	35,1	41,8	135	215	15	339.235.1	-	-	-	-	-	1,1
1.1/2"	40,3	47,8	165	250	15	339.240.1	-	-	-	-	-	1,5
2"	51,6	59,9	210	300	15	339.250.1	-	-	-	-	-	2,0

The fittings for Sealtite Special are outlined in chapter 5 (pages 1 till 29).



Size Sealtite	Inch	1/4"	5/16"	3/8"	1/2"	3/4"	1"	1 1/4"	1 1/2"	2"	2 1/2"	3"	4"
Fittings	ISO	M12-M16	M16-M20	M16-M20	M20	M25	M32	M40	M50	M63	M75	M90	M105
	PG	7	9 - 11	11 - 13,5	16	21	29	36	42	48	-	-	-
	NPT	-	-	1/2"	1/2"	3/4"	1"	1 1/4"	1 1/2"	2"	2 1/2"	3"	4"



Sealtite HCXI black:
Robust, extreme temperature range and extra corrosion resistant.

Type HCXI can be used at extreme high and extreme low temperatures. The HCXI even keeps its full flexibility even at low temperatures and the stainless steel inner hose makes the HCXI extra corrosion resistant. Type HCXI is often used in train signalling systems, off-shore, steelworks, foundries, apparatus- and machine-building, especially for outside installations. Type HCXI is the solution for extreme temperatures and high corrosion resistance.

Material & Construction:

Construction: Stainless steel (AISI-304) core, square-locked with cord packing, thick smooth thermoplastic cover (TPE compound).

Cover specifications: TPE, lead-free according to RoHS, sunlight and UV resistant. Suitable for outside installation.

Temperature: -55 °C to +145 °C, intermittent up to +160 °C.

Colour: Black.

Classification according to NEN-EN-IEC 61386:

Compression resistance: Class 4, Heavy (1250 N).

Impact resistance: Class 4, Heavy (6 J).

Tensile strength: Class 4, Heavy (1000 N).

Protection class: IP 67 (dust-proof, water-tight).



Sealtite	Diametre		Bending radius		Standard carton		Small carton		Reels		Weight (Kg/m)
	Size (Inch)	Inside (mm)	Outside (mm)	Static (mm)	Dynamic (mm)	Metre	Article No.	Metre	Article No.	Metre	
						Black		Black		Black	
5/16"	-	-	-	-	-	-	-	-	-	-	-
3/8"	12,6	17,8	60	85	30	340.012.1	10	340.012.3	-	-	0,3
1/2"	16,0	21,1	75	110	30	340.016.1	10	340.016.3	-	-	0,4
3/4"	21,0	26,4	90	140	30	340.020.1	10	340.020.3	-	-	0,6
1"	26,5	33,1	120	170	30	340.026.1	10	340.026.3	-	-	0,8
1.1/4"	35,1	41,8	135	215	15	340.035.1	-	-	-	-	1,1

**ANACONDA
 SEALTITE®
 SPECIAL**

**CONDUIT
 TYPE HCXI
 BLACK**

The fittings for Sealtite Special are outlined in chapter 5 (pages 1 till 29).



Size Sealtite	Inch	1/4"	5/16"	3/8"	1/2"	3/4"	1"	1 1/4"	1 1/2"	2"	2 1/2"	3"	4"
Fittings	ISO	M12-M16	M16-M20	M16-M20	M20	M25	M32	M40	M50	M63	M75	M90	M105
	PG	7	9 - 11	11 - 13,5	16	21	29	36	42	48	-	-	-
	NPT	-	-	1/2"	1/2"	3/4"	1"	1 1/4"	1 1/2"	2"	2 1/2"	3"	4"



Sealtite HCI 316 black:
Robust, wide temperature range and superior corrosion resistant.

The ultimate corrosion resistant Sealtite conduit is type HCI 316. In addition type HCI 316 has a stainless steel AISI-316 square-locked inner hose which guarantees a superior corrosion resistance. Type HCI 316 can be used in areas where strong temperature changes occur and extreme corrosion resistance is needed and is among others, being applied in the food industry, transformers, off-shore, foundries, chemical and ceramics industry.

Material & Construction:

Construction: Stainless steel (AISI-316), square-locked with cord packing, thick smooth thermoplastic cover (PVC compound).

Cover specifications: PVC, lead-free according to RoHS, sunlight and UV resistant, suitable for outside installation.



The cover is good resistant against oil and grease.
Temperature: -45 °C to +105 °C, intermittent up to +120 °C.
Colour: Black.

Classification according to NEN-EN-IEC 61386:

Compression resistance: Class 4, Heavy (1250 N).
Impact resistance: Class 4, Heavy (6 J).
Tensile strength: Class 4, Heavy (1000 N).
Protection class: IP 67 (dust-proof, water-tight).

**ANACONDA
 SEALTITE®
 SPECIAL**

**CONDUIT
 TYPE HCI 316
 BLACK**




Square locked

Sealtite	Diameter		Bending radius		Standard carton		Small carton		Reels		Weight (Kg/m)	
	Size (Inch)	Inside (mm)	Outside (mm)	Static (mm)	Dynamic (mm)	Metre	Article No.	Metre	Article No.	Metre		Article No.
						Black			Black		Black	
3/8"	12,6	17,8	60	85	30	319.012.1	10	319.012.3	-	-	0,3	
1/2"	16,0	21,1	75	110	30	319.016.1	10	319.016.3	-	-	0,4	
3/4"	21,0	26,4	90	140	30	319.020.1	10	319.020.3	-	-	0,6	
1"	26,5	33,1	120	170	30	319.026.1	10	319.026.3	-	-	0,8	

The fittings for Sealtite Special are outlined in chapter 5 (pages 1 till 29).



Size Sealtite	Inch	1/4"	5/16"	3/8"	1/2"	3/4"	1"	1 1/4"	1 1/2"	2"	2 1/2"	3"	4"
Fittings	ISO	M12-M16	M16-M20	M16-M20	M20	M25	M32	M40	M50	M63	M75	M90	M105
	PG	7	9 - 11	11 - 13,5	16	21	29	36	42	48	-	-	-
	NPT	-	-	1/2"	1/2"	3/4"	1"	1 1/4"	1 1/2"	2"	2 1/2"	3"	4"



Sealtite EF-L grey:
Lightweight and extra corrosion resistant.

Type EF-L is used in the general machine industry and train-building industry but also in military/naval applications where weight is important and non-magnetic materials are needed.

Material & Construction:

Construction : Aluminium core, square-locked with cord packing, thick smooth thermoplastic cover (PVC compound).

Cover specifications : PVC, lead-free according to RoHS, sunlight and UV resistant, suitable for outside installation.

Temperature : -20 °C to +60 °C, intermittent up to +80 °C.

Colour : Grey.

Classification according to NEN-EN-IEC 61386:

Compression resistance: Class 3, Medium (750 N).

Impact resistance: Class 3, Medium (2 J).

Tensile strength: Class 3, Medium (500 N).

Protection class: IP 67 (dust-proof, water-tight).



Square locked

**ANACONDA
 SEALTITE®
 SPECIAL**

**CONDUIT
 TYPE EF-L
 GREY**

Sealtite	Diametre		Bending radius		Standard carton		Small carton		Reels		Weight (Kg/m)
	Size (Inch)	Inside (mm)	Outside (mm)	Static (mm)	Dynamic (mm)	Metre	Article No.	Metre	Article No.	Metre	
						Grey		Grey		Grey	
3/8"	12,6	17,8	60	85	30	324.012.1	-	-	-	-	0,20
1/2"	16,0	21,1	75	110	30	324.016.1	-	-	-	-	0,25
3/4"	21,0	26,4	90	140	30	324.020.1	-	-	-	-	0,30
1"	26,5	33,1	120	170	30	324.026.1	-	-	-	-	0,50
1.1/4"	35,1	41,8	135	215	15	324.035.1	-	-	-	-	0,65
1.1/2"	40,3	47,8	165	250	15	324.040.1	-	-	-	-	0,90
2"	51,6	59,9	210	300	15	324.050.1	-	-	-	-	1,20

The fittings for Sealtite Special are outlined in chapter 5 (pages 1 till 29).

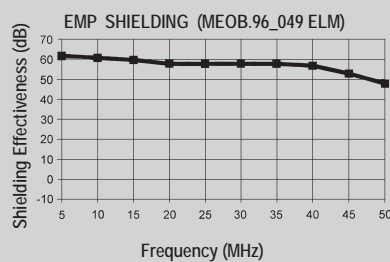


Size Sealtite	Inch	1/4"	5/16"	3/8"	1/2"	3/4"	1"	1 1/4"	1 1/2"	2"	2 1/2"	3"	4"
Fittings	ISO	M12-M16	M16-M20	M16-M20	M20	M25	M32	M40	M50	M63	M75	M90	M105
	PG	7	9 - 11	11 - 13,5	16	21	29	36	42	48	-	-	-
	NPT	-	-	1/2"	1/2"	3/4"	1"	1 1/4"	1 1/2"	2"	2 1/2"	3"	4"



**Shieldtite grey:
Robust, EMI / EMP shielding.**

The SHIELDTITE conduit has been developed according to MIL-STD 1310D (military standard USA) and has a fully inter-locked construction with a bronze core. This results in excellent shielding against electromagnetic fields, which is one of the most occurring disturbing factors of electronic equipment.



To exclude any disturbances in your data-transport or apparatuses, SHIELDTITE will be the best solution. SHIELDTITE is used in machines and apparatuses, which need to be shielded effectively from EMI and EMP fields, like for example in the military sector, marine and air-traffic control.

Material & Construction:

Construction: Bronze core, fully-interlocked, thick smooth thermoplastic cover (PVC compound).

Cover specifications: PVC, lead-free according to RoHS, sunlight and UV resistant, suitable for outside installation. The cover is good resistant against oil and grease. On demand also available with halogen-free cover.
Special approvals: MIL-STD 1310D.
Temperature: -45 °C to +105 °C, intermittent up to +120 °C.
Colour: Grey.

Classification according to NEN-EN-IEC 61386:
Compression resistance: Class 4, Heavy (1250 N).
Impact resistance: Class 4, Heavy (6 J).
Tensile strength: Class 4, Heavy (1000 N).
Protection class: IP 67 (dust-proof, water-tight).

**ANACONDA
SEALTITE®
SPECIAL**

**CONDUIT
SHIELDTITE
GREY**



Fully inter-locked

Sealtite	Diametre		Bending radius		Standard carton		Small carton		Reels		Weight (Kg/m)
	Inside	Outside	Static	Dynamic	Metre	Article No.	Metre	Article No.	Metre	Article No.	
(Inch)	(mm)	(mm)	(mm)	(mm)		Grey		Grey		Grey	
5/16"	-	-	-	-	-	-	-	-	-	-	-
3/8"	12,6	17,8	80	100	30	304.012.1	-	-	250	304.012.5	0,3
1/2"	16,0	21,1	90	125	30	304.016.1	-	-	150	304.016.5	0,4
3/4"	21,0	26,4	110	160	30	304.020.1	-	-	120	304.020.5	0,6
1"	26,5	33,1	120	200	30	304.026.1	-	-	90	304.026.5	0,8
1.1/4"	35,1	41,8	135	240	15	304.035.1	-	-	60	304.035.5	1,1
1.1/2"	40,3	47,8	200	290	15	304.040.1	-	-	45	304.040.5	1,5
2"	51,6	59,9	275	380	15	304.050.1	-	-	30	304.050.5	2,0

The fittings for Sealtite Special are outlined in chapter 5 (pages 1 till 29).



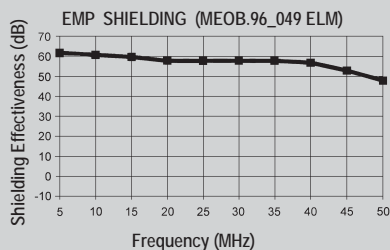
Size Sealtite	Inch	1/4"	5/16"	3/8"	1/2"	3/4"	1"	1 1/4"	1 1/2"	2"	2 1/2"	3"	4"
Fittings	ISO	M12-M16	M16-M20	M16-M20	M20	M25	M32	M40	M50	M63	M75	M90	M105
	PG	7	9 - 11	11 - 13,5	16	21	29	36	42	48	-	-	-
	NPT	-	-	1/2"	1/2"	3/4"	1"	1 1/4"	1 1/2"	2"	2 1/2"	3"	4"



Shieldtite Z1 grey: Robust, EMI / EMP shielding and halogenfree.

Shieldtite Z1 complies in full with the smoke and fire requirements of EN 45545. The conduit is designed to provide a high level of EMC/EMP for antennae and data cables on rolling stock. The conduit's bronze core and thick cover protects sensitive cables and wires from interference from equipment and apparatus both on and off the train.

The Shieldtite Z1 conduit has been developed according to MIL-STD 1310D (military standard USA) and has a fully interlocked construction with a bronze core. This results in excellent shielding against electromagnetic fields, which is one of the most occurring disturbing factors of electronic equipment.



Material & Construction:

Construction: Bronze core, fully-interlocked, thick smooth thermoplastic cover (V0-rated Polyurethane).

Cover specifications: V0-rated Polyurethane, lead-free



according to RoHS, sunlight and UV resistant, suitable for outside installation. The cover is resistant against oil and grease.

Special approvals, flame properties according to:

- NF F 16-101: class I3/F1 (LOI = 31,6%, smoke index = 19)
- NF EN 45545:

R22 (interior equipment) class HL1 and HL2

R23 (exterior equipment) class HL1 and HL2.

(ITC pnl = 0,19 , Ds max = 262 and LOI = 31,6).

- EN ISO 11925-2 : passes the Allumability test at 30 sec.

- Meets MIL-STD-1310 standard for shielding and EMP.

Temperature: -45 °C to +105 °C, intermittent up to +125 °C.

Colour: Grey.

Classification according to NEN-EN-IEC 61386:

Compression resistance: Class 4, Heavy (1250 N).

Impact resistance: Class 4, Heavy (6 J).

Tensile strength: Class 4, Heavy (1000 N).

Protection class: IP 67 (dust-proof, water-tight).

**ANACONDA
SEALTITE®
SPECIAL**

**CONDUIT
SHIELDTITE Z1
GREY**

Sealtite	Diametre		Bending radius		Standard carton		Small carton		Reels		Weight
Size	Inside	Outside	Static	Dynamic	Metre	Article No.	Metre	Article No.	Metre	Article No.	(Kg/m)
(Inch)	(mm)	(mm)	(mm)	(mm)		Grey		Grey		Grey	
5/16"	-	-	-	-	-	-	-	-	-	-	-
3/8"	12,6	17,8	80	100	30	304.212.1	-	-	-	-	0,3
1/2"	16,0	21,1	90	125	30	304.216.1	-	-	-	-	0,4
3/4"	21,0	26,4	110	160	30	304.220.1	-	-	-	-	0,6
1"	26,5	33,1	120	200	30	304.226.1	-	-	-	-	0,8
1.1/4"	35,1	41,8	135	240	15	304.235.1	-	-	-	-	1,1
1.1/2"	40,3	47,8	200	290	15	304.240.1	-	-	-	-	1,5
2"	51,6	59,9	275	380	15	304.250.1	-	-	-	-	2,0

The fittings for Sealtite Special are outlined in chapter 5 (pages 1 till 29).



Size Sealtite	Inch	1/4"	5/16"	3/8"	1/2"	3/4"	1"	1 1/4"	1 1/2"	2"	2 1/2"	3"	4"
Fittings	ISO	M12-M16	M16-M20	M16-M20	M20	M25	M32	M40	M50	M63	M75	M90	M105
	PG	7	9 - 11	11 - 13,5	16	21	29	36	42	48	-	-	-
	NPT	-	-	1/2"	1/2"	3/4"	1"	1 1/4"	1 1/2"	2"	2 1/2"	3"	4"



**Sealtite FG white:
Robust, food grade conduit.**

Sealtite FG is a conduit specially made for the food industry. The smooth jacket of FDA approved compound is easily cleaned and does not promote bacteria growth. This makes the FG perfectly applicable in the food and pharmaceutical industry.

Special approvals: NSF Certified to NSF / ANSI 169 for special purpose food equipment or devices.

Temperature: -20 °C to +60 °C, intermittent up to +80 °C.
Colour: White.

Material & Construction:

Construction: Galvanised steel core, square-locked with cord packing, thick smooth thermoplastic cover (PVC compound).

From 1.1/2" a fully inter-locked profile will be used.

Cover specifications: PVC, lead-free according to RoHS, specially formulated for food and beverage applications per FDA CFR 21 and NSF 51 requirements.

Classification according NEN-EN-IEC 61386:

Compression resistance: Class 4, Heavy (1250 N).

Impact resistance: Class 4, Heavy (6 J).

Tensile strength: Class 4, Heavy (1000 N).

Protection class: IP 67 (dust-proof, water-tight).



**ANACONDA
SEALTITE®
SPECIAL**


**CONDUIT
TYPE FG
WHITE**

Sealtite	Diametre		Bending radius		Standard carton		Small carton		Reels		Weight (Kg/m)
	Size (Inch)	Inside (mm)	Outside (mm)	Static (mm)	Dynamic (mm)	Metre	Article No.	Metre	Article No.	Metre	
						White		White		White	
3/8"	12,6	17,8	60	85	30	341.012.1	-	-	-	-	0,3
1/2"	16,0	21,1	75	110	30	341.016.1	-	-	-	-	0,4
3/4"	21,0	26,4	90	140	30	341.020.1	-	-	-	-	0,6
1"	26,5	33,1	120	170	30	341.026.1	-	-	-	-	0,8
1.1/4"	35,1	41,8	135	215	15	341.035.1	-	-	-	-	1,1
1.1/2"	40,3	47,8	165	250	15	341.040.1	-	-	-	-	1,5
2"	51,6	59,9	210	300	15	341.050.1	-	-	-	-	2,0

The fittings for Sealtite Special are outlined in chapter 5 (pages 1 till 29).



Size Sealtite	Inch	1/4"	5/16"	3/8"	1/2"	3/4"	1"	1 1/4"	1 1/2"	2"	2 1/2"	3"	4"
Fittings	ISO	M12-M16	M16-M20	M16-M20	M20	M25	M32	M40	M50	M63	M75	M90	M105
	PG	7	9 - 11	11 - 13,5	16	21	29	36	42	48	-	-	-
	NPT	-	-	1/2"	1/2"	3/4"	1"	1 1/4"	1 1/2"	2"	2 1/2"	3"	4"



**Sealtite AS black:
Robust & Anti-Static.**

The conduit Sealtite AS has been developed for all those applications in ATEX areas at risk of explosion, where the use of a conduit, coated with anti-static material is necessary. Using AS conduit, the possibility of electrostatic charges accumulating on the surface is excluded. Thus there will be no formation of sparks in the case of discharge by contact.

Material & Construction:

Construction: Galvanised steel core, square-locked with cord packing, thick smooth thermoplastic cover (PVC compound).

From 1.1/2" a fully inter-locked profile will be used.

Cover specifications: Anti-Static PVC, lead-free according to RoHS, sunlight and UV resistant, suitable for outdoor use and burial installation.

Anti-Static performance: Surface resistance < 10⁹ Ohm, meeting the requirements of standard NEN-EN-IEC 60079-0, section 26-13.

Temperature: -25 °C to +70 °C, intermittent up to +90 °C.

Colour: Black.

Classification according NEN-EN-IEC 61386:

Compression resistance: Class 4, Heavy (1250 N).

Impact resistance: Class 4, Heavy (6 J).

Tensile strength: Class 4, Heavy (1000 N).

Protection class: IP 67 (dust-proof, water-tight).



Square locked

Sealtite	Diametre		Bending radius		Standard carton		Small carton		Reels		Weight	
	Size	Inside	Outside	Static	Dynamic	Metre	Article No.	Metre	Article No.	Metre		Article No.
	(Inch)	(mm)	(mm)	(mm)	(mm)		Black		Black		Black	(Kg/m)
3/8"		12,6	17,8	60	85	30	350.012.1	-	-	-	-	0,3
1/2"		16,0	21,1	75	110	30	350.016.1	-	-	-	-	0,4
3/4"		21,0	26,4	90	140	30	350.020.1	-	-	-	-	0,6
1"		26,5	33,1	120	170	30	350.026.1	-	-	-	-	0,8
1.1/4"		35,1	41,8	150	215	15	350.035.1	-	-	-	-	1,1
1.1/2"		40,3	47,8	200	250	15	350.040.1	-	-	-	-	1,5
2"		51,6	59,9	250	300	15	350.050.1	-	-	-	-	2,0

**ANACONDA
SEALTITE®
SPECIAL**

**CONDUIT
TYPE AS
BLACK**

The fittings for Sealtite Special are outlined in chapter 5 (pages 1 till 29).

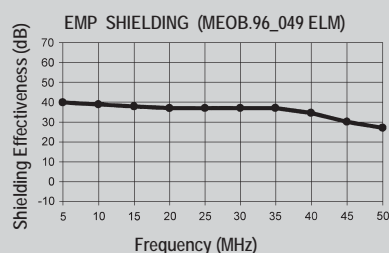


Size Sealtite	Inch	1/4"	5/16"	3/8"	1/2"	3/4"	1"	1 1/4"	1 1/2"	2"	2 1/2"	3"	4"
Fittings	ISO	-	M16-M20	M16-M20	M20	M25	M32	M40	M50	M63	M75	M90	-
	PG	-	9 - 11	11 - 13,5	16	21	29	36	42	48	-	-	-
	NPT	-	-	1/2"	1/2"	3/4"	1"	1 1/4"	1 1/2"	2"	2 1/2"	3"	4"



**Sealrite NWC black:
Robust, nuclear wire conduit.**

Type NWC is specially made for nuclear wire applications. The radiation resistant Polyethylene cover meets the IEEE 323-1974 and IEEE 383-1974 guidelines. Because of the integrated copper grounding wire the NWC also offers a fine EMI/EMP shielding, which makes it useable for applications where a high degree of electrical continuity is required.



Type NWC is perfectly suitable for machines and installations that will be used in a nuclear environment.

Material & Construction:

Construction: Galvanised steel core, square-locked with integral copper grounding wire till 1.1/4", thick smooth thermoplastic cover (chlorinated Polyethylene compound). From 1.1/2" a fully inter-locked profile will be used.

Cover specifications: Chlorinated Polyethylene.

Special approvals: Meets the IEEE 323-1974 and IEEE 383-1974 guidelines for nuclear containment areas. NUPIC number 2651.

Temperature: -40 °C to +90 °C, intermittent up to +105 °C.
Colour: Black.

Classification according NEN-EN-IEC 61386:

Compression resistance: Class 4, Heavy (1250 N).

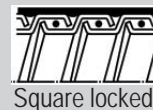
Impact resistance: Class 4, Heavy (6 J).

Tensile strength: Class 4, Heavy (1000 N).

Protection class: IP 67 (dust-proof, water-tight).

**ANACONDA
SEALRITE®
SPECIAL**

**CONDUIT
TYPE NWC
BLACK**




Sealrite	Diameter		Bending radius		Standard carton		Small carton		Reels		Weight (Kg/m)	
	Size (Inch)	Inside (mm)	Outside (mm)	Static (mm)	Dynamic (mm)	Metre	Article No.	Metre	Article No.	Metre		Article No.
						Black			Black		Black	
3/8"	12,6	17,8	215	260	30	328.012.1	-	-	-	-	0,4	
1/2"	16,1	21,1	240	300	30	328.016.1	-	-	-	-	0,5	
3/4"	21,1	26,4	345	430	30	328.020.1	-	-	-	-	0,7	
1"	26,8	33,1	400	500	30	328.026.1	-	-	-	-	1,1	
1.1/4"	35,4	41,8	480	600	15	328.035.1	-	-	-	-	1,5	
1.1/2"	40,3	47,8	535	670	15	328.040.1	-	-	-	-	1,7	
2"	51,6	59,9	590	740	15	328.050.1	-	-	-	-	2,2	

The fittings for Sealrite Special are outlined in chapter 5 (pages 1 till 29).



Size Sealrite	Inch	1/4"	5/16"	3/8"	1/2"	3/4"	1"	1 1/4"	1 1/2"	2"	2 1/2"	3"	4"
Fittings	ISO	M12-M16	M16-M20	M16-M20	M20	M25	M32	M40	M50	M63	M75	M90	M105
	PG	7	9 - 11	11 - 13,5	16	21	29	36	42	48	-	-	-
	NPT	-	-	1/2"	1/2"	3/4"	1"	1 1/4"	1 1/2"	2"	2 1/2"	3"	4"



**CONDUIT SYSTEMS
FOR ELECTRICAL WIRES
AND CABLES:**

ANACONDA FITTINGS

 **ANAMET EUROPE**
THE MANUFACTURER OF ANACONDA FITTINGS

Fitting selection table Anaconda / Anamet fittings.

Fitting	Material	Temperature (°C)		Thread size range			Shielding	Approvals			Protection	Page
		Min.	Max.	ISO	Pg	NPT		UL	CSA	GOST		
 Straight compact	Nickel plated brass	-45	+105	M16 to M63	Pg 11 to Pg 48	1/2" to 2"	+++	UL	CSA	PG GOST-R	IP 67	5-02
 90° compact	Nickel plated brass	-45	+105	M16 to M63	Pg 11 to Pg 48	1/2" to 2"	+++	UL	CSA	PG GOST-R	IP 67	5-02
 Swivel	Nickel plated brass	-45	+105	M16 to M63	-	1/2" to 1"	+++			PG GOST-R	IP 67	5-05
 Straight	Nickel plated brass	-45	+105	M12 to M105	Pg 7 to Pg 48	1/2" to 4"	+++	UL	CSA	PG GOST-R	IP 67	5-07
 Female	Nickel plated brass	-45	+105	M16 to M63	Pg 11 to Pg 48	1/2" to 2"	+++	RU C US		PG GOST-R	IP 67	5-08
 45°	Nickel plated brass	-45	+105	M16 to M63	Pg 11 to Pg 48	1/2" to 2"	+++	UL	CSA	PG GOST-R	IP 67	5-08
 90°	Nickel plated brass	-45	+105	M16 to M63	Pg 11 to Pg 48	1/2" to 2"	+++	UL	CSA	PG GOST-R	IP 67	5-08
 Cable-hose (EMC)	Nickel plated brass	-40	+100	M16 to M63	Pg 9 to Pg 29	1/2" to 3/4"	+++			PG GOST-R	IP 67	5-09
 Straight compact	Stainless-steel	-45	+105	M16 to M63	-	1/2" to 2"	+++	UL	CSA	PG GOST-R	IP 67	5-14
 Straight	Stainless-steel	-45	+105	M16 to M50	Pg 11 to Pg 48	1/2" to 1"	+++	UL	CSA	PG GOST-R	IP 67	5-16
 45°	Stainless-steel	-45	+105	M16 to M25	-	1/2" to 3/4"	+++	UL	CSA	PG GOST-R	IP 67	5-16
 90°	Stainless-steel	-45	+105	M16 to M25	Pg 11 to Pg 29	1/2" to 1"	+++	UL	CSA	PG GOST-R	IP 67	5-17
 Straight	Stainless-steel	-45	+105	M16 to M63	-	-	+++			PG GOST-R	IP 67	5-20
 Straight	Zinc die casted	-40	+125	M50 to M63	-	2.1/2" to 4"	+++				IP 67	5-23
 Straight	Galvanised steel	-55	+300	M16 to M32	Pg 11 to Pg 48	1/2" to 4"	+++	UL	CSA	PG GOST-R	IP 67	5-24
 90°	Galvanised steel	-55	+300	M16 to M32	Pg 11 to Pg 48	1/2" to 4"	+++	UL	CSA	PG GOST-R	IP 67	5-24

* Accessories are mentioned in chapter 6 (special fittings and accessories)



Anaconda compact fittings, UL & CSA, nickel plated brass, for Anaconda Sealtite.

The compact version nickel plated brass Anaconda fittings can be used with all types of Anaconda Sealtite (except CNP). This Anaconda fitting is a universal fitting with shorter design and lower weight. All ferrules are flanged versions for a better fit. The high quality nickel plating offers excellent corrosion protection in combination with a nice appearance. The compact fittings have UL & CSA approval.

Construction: Nickel plated brass fitting, consisting of 4 parts (counter nut, clamping ring, ferrule and body).

Material: Counter nut and body are nickel plated brass. Clamping ring is made from PA6 and the ferrule is made



from galvanised steel. The O-rings are from NBR rubber (black for ISO and blue for Pg).

Special approvals: UL-514B and CSA C 22.2 (combined UL/CSA file # E 234207).

Suitable for use in hazardous environments according NEC:

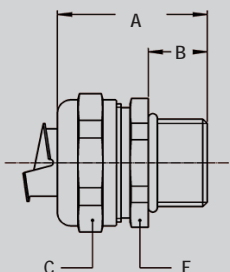
- Article 501.10 (B) (2) Class I, Division 2
- Article 502.10 (A) (2) and (B) (2) Class II, Division 1 and 2
- Article 503.10 (A) (3) and (B) Class III, Division 1 and 2

Temperature: -45 °C till +105 °C continuous

Protection class: IP 67 (dust-proof, water-tight)

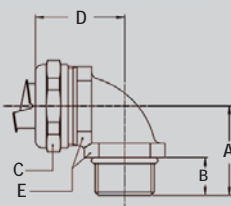
Colour: Metal

ISO straight fitting, compact, male, nickel plated brass.



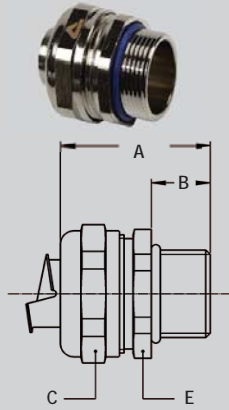
Thread	Sealtite Size (inch)	Min. Internal Bore (mm)	Dimensions in mm					Standard Package	Article Number	Weight (Kg/100)
			A	B	C	D	E			
M16 x 1,5	3/8"	11,0	31	10	26	-	24	10	712.016.1	3,9
M20 x 1,5	3/8"	11,0	31	10	26	-	24	10	712.017.1	4,0
M20 x 1,5	1/2"	14,5	32	10	29	-	27	10	712.020.1	4,4
M25 x 1,5	3/4"	19,4	33	10	35	-	33	5	712.025.1	6,6
M32 x 1,5	1"	24,7	36	12	45	-	42	5	712.032.1	11,7
M40 x 1,5	1.1/4"	33,3	40	13	53	-	50	2	712.040.1	16,0
M50 x 1,5	1.1/2"	38,0	46	14	62	-	58	2	712.050.1	25,3
M63 x 1,5	2"	49,0	52	16	76	-	72	2	712.063.1	38,6

ISO 90° fitting, compact, male, nickel plated brass.



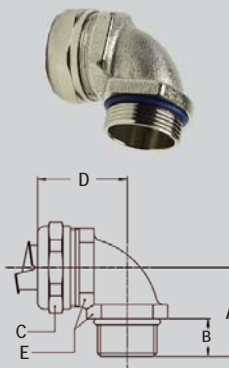
Thread	Sealtite Size (inch)	Min. Internal Bore (mm)	Dimensions in mm					Standard Package	Article Number	Weight (Kg/100)
			A	B	C	D	E			
M16 x 1,5	3/8"	11,0	26	10	26	31	22	10	712.916.1	6,6
M20 x 1,5	3/8"	11,0	26	10	26	32	24	10	712.917.1	7,9
M20 x 1,5	1/2"	14,5	28	10	29	34	27	10	712.920.1	9,2
M25 x 1,5	3/4"	19,4	32	10	35	40	33	5	712.925.1	16,2
M32 x 1,5	1"	24,7	40	12	45	49	42	5	712.932.1	27,8
M40 x 1,5	1.1/4"	33,3	46	13	53	53	52	2	712.940.1	40,1
M50 x 1,5	1.1/2"	38,0	52	14	62	57	60	2	712.950.1	57,5
M63 x 1,5	2"	49,0	62	16	76	68	72	2	712.963.1	90,6

Pg straight fitting, compact, male, nickel plated brass.



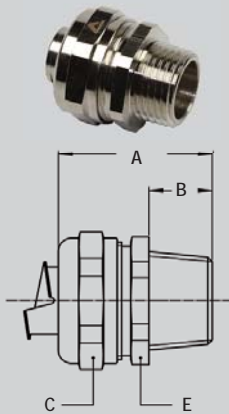
Thread	Sealtite Size (inch)	Min. Internal Bore (mm)	Dimensions in mm					Standard Package	Article Number	Weight (Kg/100)
			A	B	C	D	E			
Pg 11	3/8"	11,0	31	10	26	-	24	10	710.011.1	4,0
Pg 13,5	3/8"	11,0	31	10	26	-	24	10	710.013.1	4,2
Pg 16	1/2"	14,5	32	10	29	-	27	10	710.016.1	4,5
Pg 21	3/4"	19,4	33	10	35	-	33	5	710.021.1	6,5
Pg 29	1"	24,7	36	12	45	-	44	5	710.029.1	12,2
Pg 36	1.1/4"	33,3	40	13	53	-	52	2	710.036.1	16,4
Pg 42	1.1/2"	38,0	46	14	62	-	60	2	710.042.1	26,3
Pg 48	2"	49,0	52	16	76	-	72	2	710.048.1	38,6

Pg 90° fitting, compact, male, nickel plated brass.




Thread	Sealtite Size (inch)	Min. Internal Bore (mm)	Dimensions in mm					Standard Package	Article Number	Weight (Kg/100)
			A	B	C	D	E			
Pg 11	3/8"	11,0	26	10	26	32	24	10	710.911.1	7,7
Pg 13,5	3/8"	11,0	26	10	26	32	24	10	710.913.1	8,0
Pg 16	1/2"	14,5	28	10	29	34	27	10	710.916.1	9,2
Pg 21	3/4"	19,4	32	10	35	40	33	5	710.921.1	15,7
Pg 29	1"	24,7	40	12	45	49	42	5	710.929.1	28,6
Pg 36	1.1/4"	33,3	46	13	53	53	52	2	710.936.1	40,1
Pg 42	1.1/2"	38,0	52	14	62	57	60	2	710.942.1	57,5
Pg 48	2"	49,0	62	16	76	68	72	2	710.948.1	92,1

NPT straight fitting, compact, male, nickel plated brass.



Thread	Sealtite Size (inch)	Min. Internal Bore (mm)	Dimensions in mm					Standard Package	Article Number	Weight (Kg/100)
			A	B	C	D	E			
NPT 1/2"	3/8"	11,0	35	14	26	-	24	10	714.012.1	4,4
NPT 1/2"	1/2"	14,5	36	14	29	-	27	10	714.016.1	5,0
NPT 3/4"	3/4"	19,4	37	14	35	-	33	5	714.020.1	7,0
NPT 1"	1"	24,7	40	16	45	-	42	5	714.026.1	12,6
NPT 1.1/4"	1.1/4"	33,3	43	16	53	-	50	2	714.035.1	16,8
NPT 1.1/2"	1.1/2"	38,0	50	18	62	-	58	2	714.040.1	25,8
NPT 2"	2"	49,0	56	20	76	-	72	2	714.050.1	41,2

NPT 90° fitting, compact, male, nickel plated brass.

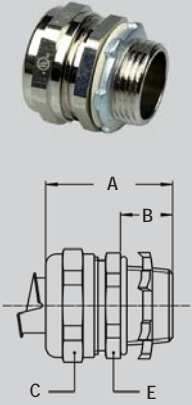


Thread	Sealtite Size (inch)	Min. Internal Bore (mm)	Dimensions in mm					Standard Package	Article Number	Weight (Kg/100)
			A	B	C	D	E			
NPT 1/2"	3/8"	11,0	30	14	26	32	24	10	714.912.1	8,2
NPT 1/2"	1/2"	14,5	32	14	29	34	27	10	714.916.1	9,6
NPT 3/4"	3/4"	19,4	36	14	35	40	33	5	714.920.1	16,7
NPT 1"	1"	24,7	44	16	45	49	42	5	714.926.1	28,3
NPT 1.1/4"	1.1/4"	33,3	49	16	53	53	52	2	714.935.1	41,4
NPT 1.1/2"	1.1/2"	38,0	56	18	62	57	60	2	714.940.1	57,3
NPT 2"	2"	49,0	66	20	76	68	72	2	714.950.1	90,8

ANACONDA
COMPACT
FITTINGS

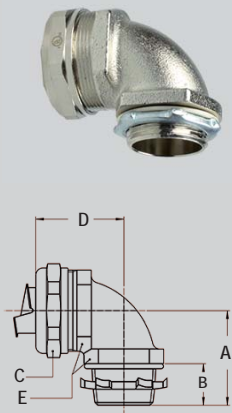
LIQUID-TIGHT
FITTINGS FOR
SEALTITE
IP 67

NPT straight fitting, compact, male, nickel plated brass, including washer and locknut



Thread	Sealtite Size (inch)	Min. Internal Bore (mm)	Dimensions in mm					Standard Package	Article Number	Weight (Kg/100)
			A	B	C	D	E			
NPT 1/2"	3/8"	11,0	35	14	26	-	24	10	714.012.2	4,9
NPT 1/2"	1/2"	14,5	36	14	29	-	27	10	714.016.2	5,5
NPT 3/4"	3/4"	19,4	37	14	35	-	33	5	714.020.2	7,8
NPT 1"	1"	24,7	40	16	45	-	42	5	714.026.2	13,9
NPT 1.1/4"	1.1/4"	33,3	43	16	53	-	50	2	714.035.2	18,6
NPT 1.1/2"	1.1/2"	38,0	50	18	62	-	58	2	714.040.2	28,0
NPT 2"	2"	49,0	56	20	76	-	72	2	714.050.2	44,0

NPT 90° fitting, compact, male, nickel plated brass, including washer and locknut



Thread	Sealtite Size (inch)	Min. Internal Bore (mm)	Dimensions in mm					Standard Package	Article Number	Weight (Kg/100)
			A	B	C	D	E			
NPT 1/2"	3/8"	11,0	30	14	26	32	24	10	714.912.2	8,7
NPT 1/2"	1/2"	14,5	32	14	29	34	27	10	714.916.2	10,1
NPT 3/4"	3/4"	19,4	36	14	35	40	33	5	714.920.2	16,6
NPT 1"	1"	24,7	44	16	45	49	42	5	714.926.2	29,6
NPT 1.1/4"	1.1/4"	33,3	49	16	53	53	52	2	714.935.2	43,2
NPT 1.1/2"	1.1/2"	38,0	56	18	62	57	60	2	714.940.2	59,5
NPT 2"	2"	49,0	66	20	76	68	72	2	714.950.2	93,6

Grounding ferrule, galvanised steel



Thread	Sealtite Size (inch)	Min. Internal Bore (mm)	Dimensions in mm					Standard Package	Article Number	Weight (Kg/100)
			A	B	C	D	E			
-	3/8"	11,0	-	-	-	-	-	50	815.011.2	0,4
-	1/2"	14,5	-	-	-	-	-	50	815.016.2	0,5
-	3/4"	19,4	-	-	-	-	-	25	815.021.2	0,7
-	1"	24,7	-	-	-	-	-	25	815.029.2	1,1
-	1.1/4"	33,3	-	-	-	-	-	10	815.036.2	1,5
-	1.1/2"	38,0	-	-	-	-	-	10	815.042.2	2,1
-	2"	49,0	-	-	-	-	-	10	815.048.2	3,2

NPT locknut, galvanised steel



Thread	Sealtite Size (inch)	Min. Internal Bore (mm)	Dimensions in mm					Standard Package	Article Number	Weight (Kg/100)
			A	B	C	D	E			
NPT 1/2"	1/2"	-	-	-	-	-	-	100	880.316.0	0,5
NPT 3/4"	3/4"	-	-	-	-	-	-	50	880.320.0	0,8
NPT 1"	1"	-	-	-	-	-	-	50	880.326.0	1,3
NPT 1.1/4"	1.1/4"	-	-	-	-	-	-	20	880.335.0	1,8
NPT 1.1/2"	1.1/2"	-	-	-	-	-	-	20	880.340.0	2,2
NPT 2"	2"	-	-	-	-	-	-	20	880.350.0	2,8

ANACONDA
COMPACT
FITTINGS

LIQUID-TIGHT
FITTINGS FOR
SEALTITE
IP 67



Anaconda swivel fittings, nickel plated brass, for Anaconda Sealtite.

The swivel version nickel plated brass Anaconda fittings can be used with all types of Anaconda Sealtite (except CNP). This Anaconda fitting is a universal fitting with a special swivel mechanism for a higher tensile strength and a high water proof protection (IP67). All ferrules are turned nickel plated brass versions for a better fit. The high quality nickel plating offers excellent corrosion protection in combination with a nice appearance.



Construction: Nickel plated brass fitting, consisting of 4 parts (counter nut, clamping ring, ferrule and body).

Material: Counter nut and body are nickel plated brass. Clamping ring is made from PA6 and the ferrule is made from nickel plated brass. The O-rings are from NBR rubber (black for ISO).

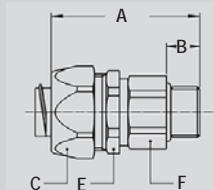
Temperature: -45 °C till +105 °C continuous

Protection class: IP 67

Colour: Metal

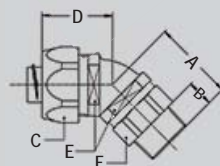
ANACONDA COMPACT FITTINGS

LIQUID-TIGHT FITTINGS FOR SEALTITE IP 67



ISO straight swivel fitting, male, nickel plated brass

Thread	Sealtite Size (inch)	Min. Internal Bore (mm)	Dimensions in mm						Standard Package	Article Number	Weight (Kg/100)
			A	B	C	E	F				
M16 x 1,5	5/16"	8,3	48	10	26	24	21	10	813.015.0	8,1	
M16 x 1,5	3/8"	10,4	48	10	26	24	21	10	813.016.0	8,1	
M20 x 1,5	1/2"	13,8	49	10	29	27	25	10	813.020.0	10,2	
M25 x 1,5	3/4"	17,4	49	10	35	33	31	5	813.025.0	13,8	
M32 x 1,5	1"	23,4	55	12	45	42	38	5	813.032.0	32,5	
M40 x 1,5	1.1/4"	29,4	58	14	54	50	48	2	813.040.0	53,0	
M50 x 1,5	1.1/2"	36,9	65	14	62	58	55	2	813.050.0	74,0	
M63 x 1,5	2"	47,9	74	16	76	72	68	2	813.063.0	130,0	

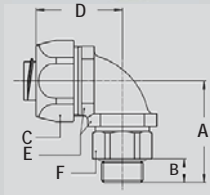


ISO 45° swivel fitting, male, nickel plated brass.

Thread	Sealtite Size (inch)	Min. Internal Bore (mm)	Dimensions in mm						Standard Package	Article Number	Weight (Kg/100)
			A	B	C	D	E	F			
M16 x 1,5	3/8"	10,4	34	10	26	28	22	21	10	813.416.0	9,5
M20 x 1,5	1/2"	13,8	34	10	29	30	27	25	10	813.420.0	13,5
M25 x 1,5	3/4"	17,4	37	10	35	32	33	31	5	813.425.0	21,5
M32 x 1,5	1"	23,4	41	12	45	37	42	38	5	813.432.0	36,5

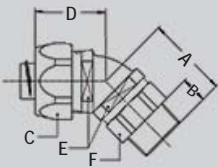


ISO 90° swivel fitting, male, nickel plated brass



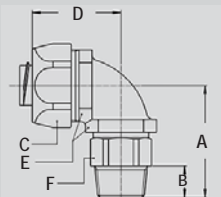
Thread	Sealtite Size (inch)	Min. Internal Bore (mm)	Dimensions in mm						Standard Package	Article Number	Weight (Kg/100)
			A	B	C	D	E	F			
M16 x 1,5	5/16"	8,3	39	10	26	35	22	21	10	813.915.0	10,8
M16 x 1,5	3/8"	10,4	39	10	26	35	22	21	10	813.916.0	10,8
M20 x 1,5	1/2"	13,8	39	10	29	37	27	25	10	813.920.0	13,2
M25 x 1,5	3/4"	17,4	46	10	35	44	33	31	5	813.925.0	22,8
M32 x 1,5	1"	23,4	55	12	45	55	42	38	5	813.932.0	41,4

NPT 45° swivel fitting, male, nickel plated brass



Thread	Sealtite Size (inch)	Min. Internal Bore (mm)	Dimensions in mm						Standard Package	Article Number	Weight (Kg/100)
			A	B	C	D	E	F			
NPT 1/2"	3/8"	10,4	36	12	26	28	22	22	10	819.412.0	11,5
NPT 1/2"	1/2"	13,8	36	12	29	30	27	25	10	819.416.0	14,0
NPT 3/4"	3/4"	17,4	39	12	35	32	33	31	5	819.420.0	22,0
NPT 1"	1"	23,4	42	13	45	37	42	38	5	819.426.0	37,0


NPT 90° swivel fitting, male, nickel plated brass



Thread	Sealtite Size (inch)	Min. Internal Bore (mm)	Dimensions in mm						Standard Package	Article Number	Weight (Kg/100)
			A	B	C	D	E	F			
NPT 1/2"	3/8"	10,4	41	12	26	35	22	22	10	819.912.0	12,0
NPT 1/2"	1/2"	13,8	41	12	29	37	27	25	10	819.916.0	14,0
NPT 3/4"	3/4"	17,4	48	12	35	44	33	31	5	819.920.0	23,5
NPT 1"	1"	23,4	56	13	45	55	42	38	5	819.926.0	42,0

ANACONDA
COMPACT
FITTINGS

LIQUID-TIGHT
FITTINGS FOR
SEALTITE
IP 67



Anaconda nickel plated brass fittings for Anaconda Sealrite.

The nickel plated brass Anaconda fittings can be used with all types of Anaconda Sealrite (except CNP). This Anaconda fitting is the most used universal fitting and offers great corrosion protection in combination with a nice appearance. Because of the UL & CSA approvals the fittings are also suitable for export projects outside Europe.

Construction: Nickel plated brass fitting, consisting of 4 parts (counter nut, clamping ring, ferrule and body).

Material: Counter nut, body and ferrule are nickel plated brass with exception of size 3/8" till 1" where the ferrule is from galvanised steel. Clamping ring and inserts are made

from PA6 (red for ISO metric, blue for Pg and white for NPT). **Special approvals:** UL-514B and CSA C 22.2 (combined UL/CSA file # E 234207).

Suitable for use in hazardous environments according NEC:

- Article 501.10 (B) (2) Class I, Division 2
- Article 502.10 (A) (2) and (B) (2) Class II, Division 1 and 2
- Article 503.10 (A) (3) and (B) Class III, Division 1 and 2

Temperature: -45 °C till +105 °C continuous (cable-hose-fittings are -40 °C till +100 °C).

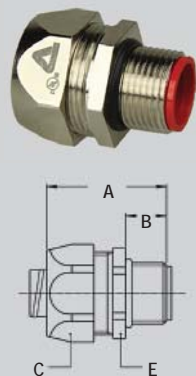
Protection class: IP 67 (dust-proof, water-tight), with cable-hose fittings an IP 68 rate on the switchbox can be obtained. Swivel fittings are limited to IP 65. **Colour:** Metal.

ANACONDA FITTINGS

LIQUID-TIGHT FITTINGS FOR SEALRITE IP 67



ISO straight fitting, male, nickel plated brass.

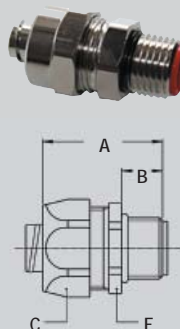


Thread	Sealrite Size (inch)	Min. Internal Bore (mm)	Dimensions in mm					Standard Package	Article Number	Weight (Kg/100)
			A	B	C	D	E			
M12 x 1,5	1/4"	5,2	33	10	22	-	20	10	812.012.1*	4,8
M16 x 1,5	5/16"	8,3	35	12	26	-	24	10	812.015.1*	4,8
M20 x 1,5	5/16"	8,3	36	13	26	-	24	10	812.014.1*	5,1
M16 x 1,5	3/8"	10,2	35	12	26	-	24	10	812.016.1	4,8
M20 x 1,5	3/8"	10,2	36	13	26	-	24	10	812.017.1	5,1
M20 x 1,5	1/2"	13,9	37	13	29	-	27	10	812.020.1	5,9
M25 x 1,5	3/4"	18,5	40	15	35	-	33	5	812.025.1	7,9
M32 x 1,5	1"	23,8	46	15	45	-	43	5	812.032.1	17,5
M40 x 1,5	1.1/4"	31,8	52	16	54	-	52	2	812.040.1	27,9
M50 x 1,5	1.1/2"	36,8	56	18	63	-	60	2	812.050.1	42,3
M63 x 1,5	2"	47,8	66	20	77	-	74	2	812.063.1	73,5
M75 x 1,5	2.1/2"	59,0	72	24	95	-	90	1	812.075.1*	134,4

* Fittings for 1/4", 5/16" and 2.1/2" conduit without UL/CSA approval.

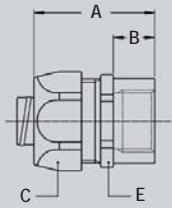


ISO straight fitting, small design, male, nickel plated brass.



Thread	Sealrite Size (inch)	Min. Internal Bore (mm)	Dimensions in mm					Standard Package	Article Number	Weight (Kg/100)
			A	B	C	D	E			
M12 x 1,5	1/4"	5,2	33	10	19	-	17	10	812.012.2	2,8
M16 x 1,5	1/4"	5,2	35	12	19	-	19	10	812.013.2	3,4
M12 x 1,5	5/16"	8,3	33	10	22	-	20	10	812.011.2	3,6
M16 x 1,5	5/16"	8,3	35	12	22	-	20	10	812.015.2	3,8
M20 x 1,5	5/16"	8,3	36	13	22	-	24	10	812.014.2	4,2

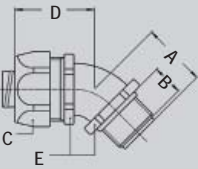
ISO straight fitting, female, nickel plated brass.



Thread	Seallite Size (inch)	Min. Internal Bore (mm)	Dimensions in mm					Standard Package	Article Number	Weight (Kg/100)
			A	B	C	D	E			
M16 x 1,5	5/16"	8,3	35	12	26	-	24	10	812.315.1*	5,0
M16 x 1,5	3/8"	10,2	35	12	26	-	24	10	812.316.1	5,0
M20 x 1,5	1/2"	13,9	37	13	29	-	27	10	812.320.1	7,6
M25 x 1,5	3/4"	18,5	40	15	35	-	33	5	812.325.1	9,0
M32 x 1,5	1"	23,8	46	15	45	-	43	5	812.332.1	18,3
M40 x 1,5	1.1/4"	31,8	52	16	54	-	52	2	812.340.1	29,3
M50 x 1,5	1.1/2"	36,8	56	18	63	-	60	2	812.350.1	41,2
M63 x 1,5	2"	47,8	66	20	77	-	74	2	812.363.1	71,8

* Fittings for 5/16" conduit without UL/CSA approval.

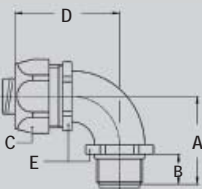
ISO 45° fitting, male, nickel plated brass.



Thread	Seallite Size (inch)	Min. Internal Bore (mm)	Dimensions in mm					Standard Package	Article Number	Weight (Kg/100)
			A	B	C	D	E			
M16 x 1,5	5/16"	8,3	23	12	26	33	22	10	812.415.1*	7,3
M20 x 1,5	5/16"	8,3	24	13	26	33	22	10	812.414.1*	7,4
M16 x 1,5	3/8"	10,2	23	12	26	33	22	10	812.416.1	7,3
M20 x 1,5	3/8"	10,2	24	13	26	33	22	10	812.417.1	7,4
M20 x 1,5	1/2"	13,9	25	13	29	33	27	10	812.420.1	10,5
M25 x 1,5	3/4"	18,5	30	15	35	36	33	5	812.425.1	13,6
M32 x 1,5	1"	23,8	34	15	45	46	42	5	812.432.1	26,5
M40 x 1,5	1.1/4"	31,8	39	16	54	54	51	2	812.440.1	44,9
M50 x 1,5	1.1/2"	36,8	45	18	63	59	60	2	812.450.1	67,5
M63 x 1,5	2"	47,8	53	20	77	71	74	2	812.463.1	128,0

* Fittings for 5/16" conduit without UL/CSA approval.

ISO 90° fitting, male, nickel plated brass.



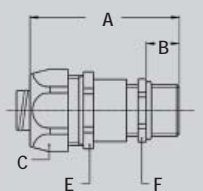
Thread	Seallite Size (inch)	Min. Internal Bore (mm)	Dimensions in mm					Standard Package	Article Number	Weight (Kg/100)
			A	B	C	D	E			
M16 x 1,5	5/16"	8,3	32	12	26	42	22	10	812.915.1*	8,2
M20 x 1,5	5/16"	8,3	33	13	26	42	22	10	812.914.1*	8,4
M16 x 1,5	3/8"	10,2	32	12	26	42	22	10	812.916.1	8,2
M20 x 1,5	3/8"	10,2	33	13	26	42	22	10	812.917.1	8,4
M20 x 1,5	1/2"	13,9	36	13	29	43	27	10	812.920.1	12,6
M25 x 1,5	3/4"	18,5	43	15	35	48	33	5	812.925.1	19,2
M32 x 1,5	1"	23,8	48	15	45	59	42	5	812.932.1	31,6
M40 x 1,5	1.1/4"	31,8	57	16	54	68	51	2	812.940.1	56,1
M50 x 1,5	1.1/2"	36,8	63	18	63	78	60	2	812.950.1	85,3
M63 x 1,5	2"	47,8	74	20	77	96	74	2	812.963.1	139,8

* Fittings for 5/16" conduit without UL/CSA approval.

ANACONDA
FITTINGS

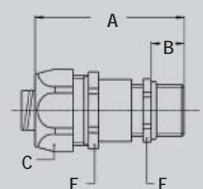
LIQUID-TIGHT
FITTINGS FOR
SEALTITE
IP 67

ISO cable-hose fitting, male, nickel plated brass.



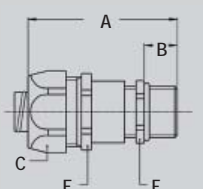

Thread	Sealtite Size (inch)	Clamping Range (mm)	Dimensions in mm						Standard Package	Article Number	Weight (Kg/100)
			A	B	C	E	F				
M16 x 1,5	5/16"	4 - 8	57	12	26	24	18	10	812.715.2	5,2	
M16 x 1,5	3/8"	4 - 8	57	12	26	24	18	10	812.716.1	7,8	
M20 x 1,5	3/8"	6 - 10,2	57	12	26	24	22	10	812.717.1	9,5	
M20 x 1,5	1/2"	6 - 12	59	12	29	27	22	10	812.720.1	9,7	
M25 x 1,5	1/2"	10 - 13,9	62	12	29	27	27	10	812.722.1	11,7	
M32 x 1,5	3/4"	13 - 18	70	15	35	33	34	5	812.728.1	20,2	
M40 x 1,5	1"	18 - 23,5	83	15	45	43	43	2	812.735.1	32,6	
M40 x 1,5	1.1/4"	22 - 31,5	96	15	54	52	43	2	812.740.1	46,0	
M50 x 1,5	1.1/4"	22 - 31,8	96	15	54	52	55	2	812.745.1	60,0	

ISO, EMC cable-hose fitting, male, nickel plated brass.



Thread	Sealtite Size (inch)	Clamping Range (mm)	Dimensions in mm						Standard Package	Article Number	Weight (Kg/100)
			A	B	C	E	F				
M16 x 1,5	5/16"	4 - 8	57	12	26	24	18	10	812.615.2	5,2	
M16 x 1,5	3/8"	4 - 8	57	12	26	24	18	10	812.616.1	7,8	
M20 x 1,5	3/8"	6 - 10,2	57	12	26	24	22	10	812.617.1	9,5	
M20 x 1,5	1/2"	6 - 12	59	12	29	27	22	10	812.620.1	9,7	
M25 x 1,5	1/2"	10 - 13,9	62	12	29	27	27	5	812.622.1	11,7	
M32 x 1,5	3/4"	13 - 18	70	15	35	33	34	5	812.628.1	19,6	
M40 x 1,5	1"	18 - 23,8	83	15	45	43	43	2	812.635.1	35,4	

ISO cable-hose fitting, with extended clamping range, male, nickel plated brass.



Thread	Sealtite Size (inch)	Clamping Range (mm)	Dimensions in mm						Standard Package	Article Number	Weight (Kg/100)
			A	B	C	E	F				
M16 x 1,5	3/8"	3 - 10,2	64	12	26	24	20	10	812.716.2	8,2	
M20 x 1,5	1/2"	7 - 13,9	64	12	29	27	24	10	812.720.2	10,2	
M25 x 1,5	3/4"	9 - 18,0	77	15	35	33	30	5	812.725.2	17,0	
M32 x 1,5	1"	13 - 23,8	88	15	45	43	40	5	812.732.2	31,0	
M40 x 1,5	1.1/4"	20 - 31,8	102	15	54	52	50	2	812.740.2	54,6	
M50 x 1,5	1.1/2"	21 - 36,8	106	18	63	60	58	2	812.750.2	76,6	
M63 x 1,5	2"	27 - 44,0	116	18	77	74	68	2	812.763.2	116,6	

Multiple seals for cable hose fittings with extended range.



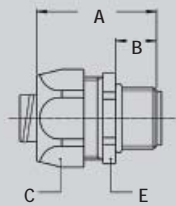
Thread	Sealtite Size (inch)	number of holes x diam. (mm)	Dimensions in mm						Standard Package	Article Number	Weight (Kg/100)
			A	B	C	E	F				
M20 x 1,5	1/2"	3 x 4,0	-	-	-	-	-	100	785.234.0	-	
M20 x 1,5	1/2"	3 x 5,0	-	-	-	-	-	100	785.235.0	-	
M20 x 1,5	1/2"	4 x 3,0	-	-	-	-	-	100	785.243.0	-	
M20 x 1,5	1/2"	4 x 4,0	-	-	-	-	-	100	785.244.0	-	
M25 x 1,5	3/4"	2 x 7,0	-	-	-	-	-	100	785.327.0	-	
M25 x 1,5	3/4"	3 x 6,6	-	-	-	-	-	100	785.336.6	-	
M25 x 1,5	3/4"	3 x 8,0	-	-	-	-	-	100	785.338.0	-	
M32 x 1,5	1"	3 x 7,5	-	-	-	-	-	100	785.437.5	-	
M32 x 1,5	1"	4 x 8,0	-	-	-	-	-	100	785.448.0	-	
M32 x 1,5	1"	6 x 5,0	-	-	-	-	-	100	785.465.0	-	
M32 x 1,5	1"	6 x 6,0	-	-	-	-	-	100	785.466.0	-	

* Other (not mentioned types) are available on request. The multiple seals will be delivered separately.

**ANACONDA
FITTINGS**

**LIQUID-TIGHT
FITTINGS FOR
SEALTITE
IP 67**

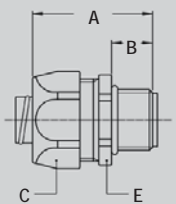
Pg straight fitting, male, nickel plated brass.



Thread	Sealtite	Min. Internal Bore (mm)	Dimensions in mm					Standard Package	Article Number	Weight (Kg/100)
			A	B	C	D	E			
Pg 7	1/4"	5,2	33	10	22	-	20	10	810.007.1*	3,0
Pg 9	5/16"	8,3	35	12	26	-	24	10	810.009.1*	4,8
Pg 11	5/16"	8,3	35	12	26	-	24	10	810.012.1*	5,6
Pg 13,5	5/16"	8,3	35	12	26	-	24	10	810.014.1*	5,6
Pg 9	3/8"	10,2	35	12	26	-	24	10	810.010.1	4,8
Pg 11	3/8"	10,2	35	12	26	-	24	10	810.011.1	5,6
Pg 13,5	3/8"	10,2	35	12	26	-	24	10	810.013.1	5,6
Pg 16	1/2"	13,9	37	13	29	-	27	10	810.016.1	6,3
Pg 21	3/4"	18,5	40	15	35	-	33	5	810.021.1	8,4
Pg 29	1"	23,8	46	15	45	-	43	5	810.029.1	25,0
Pg 36	1.1/4"	31,8	52	16	54	-	52	2	810.036.1	34,6
Pg 42	1.1/2"	36,8	56	18	63	-	60	2	810.042.1	47,2
Pg 48	2"	47,8	66	20	77	-	74	2	810.048.1	72,0

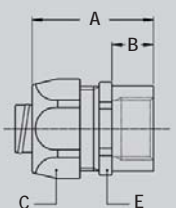
* Fittings for 1/4" and 5/16" conduit without UL/CSA approval.

Pg straight fitting, small design, male, nickel plated brass.



Thread	Sealtite	Min. Internal Bore (mm)	Dimensions in mm					Standard Package	Article Number	Weight (Kg/100)
			A	B	C	D	E			
Pg 7	1/4"	5,2	33	10	19	-	17	10	810.007.2	2,8
Pg 9	5/16"	8,3	35	12	22	-	20	10	810.009.2	3,8

Pg straight fitting, female, nickel plated brass.



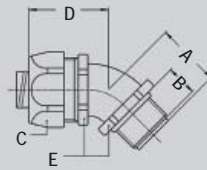
Thread	Sealtite	Min. Internal Bore (mm)	Dimensions in mm					Standard Package	Article Number	Weight (Kg/100)
			A	B	C	D	E			
Pg 11	5/16"	8,3	35	12	26	-	24	10	810.312.1*	5,3
Pg 13,5	5/16"	8,3	35	12	26	-	24	10	810.314.1*	5,3
Pg 11	3/8"	10,2	35	12	26	-	24	10	810.311.1	5,3
Pg 13,5	3/8"	10,2	35	12	26	-	24	10	810.313.1	5,3
Pg 16	1/2"	13,9	37	13	29	-	27	10	810.316.1	6,3
Pg 21	3/4"	18,5	40	15	35	-	33	5	810.321.1	9,3
Pg 29	1"	23,8	46	15	45	-	43	5	810.329.1	20,7
Pg 36	1.1/4"	31,8	52	16	54	-	52	2	810.336.1	29,3
Pg 42	1.1/2"	36,8	56	18	63	-	60	2	810.342.1	43,2
Pg 48	2"	47,8	66	20	77	-	74	2	810.348.1	74,8

* Fittings for 5/16" conduit without UL/CSA approval.

ANACONDA
FITTINGS

LIQUID-TIGHT
FITTINGS FOR
SEALTITE
IP 67

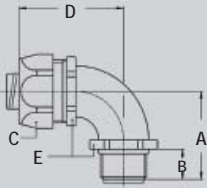
Pg 45° fitting, male, nickel plated brass.



Thread	Sealtite Size (inch)	Min. Internal Bore (mm)	Dimensions in mm					Standard Package	Article Number	Weight (Kg/100)
			A	B	C	D	E			
Pg 11	5/16"	8,3	23	12	26	33	22	10	810.412.1*	8,1
Pg 13,5	5/16"	8,3	23	12	26	33	22	10	810.414.1*	8,1
Pg 11	3/8"	10,2	23	12	26	33	22	10	810.411.1	8,1
Pg 13,5	3/8"	10,2	23	12	26	33	22	10	810.413.1	8,1
Pg 16	1/2"	13,9	25	13	29	33	27	10	810.416.1	11,6
Pg 21	3/4"	18,5	30	15	35	36	33	5	810.421.1	15,3
Pg 29	1"	23,8	34	15	45	46	42	5	810.429.1	31,5
Pg 36	1.1/4"	31,8	39	16	54	54	51	2	810.436.1	53,2
Pg 42	1.1/2"	36,8	45	18	63	59	60	2	810.442.1	78,5
Pg 48	2"	47,8	53	20	77	71	74	2	810.448.1	132,0

* Fittings for 5/16" conduit without UL/CSA approval.

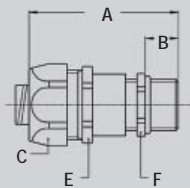
Pg 90° fitting, male, nickel plated brass.



Thread	Sealtite Size (inch)	Min. Internal Bore (mm)	Dimensions in mm					Standard Package	Article Number	Weight (Kg/100)
			A	B	C	D	E			
Pg 11	5/16"	8,3	32	12	26	42	22	10	810.912.1*	8,9
Pg 13,5	5/16"	8,3	32	12	26	42	22	10	810.914.1*	8,9
Pg 11	3/8"	10,2	32	12	26	42	22	10	810.911.1	8,9
Pg 13,5	3/8"	10,2	32	12	26	42	22	10	810.913.1	8,9
Pg 16	1/2"	13,9	36	13	29	43	27	10	810.916.1	15,3
Pg 21	3/4"	18,5	43	15	35	48	33	5	810.921.1	21,6
Pg 29	1"	23,8	48	15	45	59	42	5	810.929.1	35,3
Pg 36	1.1/4"	31,8	57	16	54	68	51	2	810.936.1	62,5
Pg 42	1.1/2"	36,8	63	18	63	78	60	2	810.942.1	88,1
Pg 48	2"	47,8	74	20	77	96	74	2	810.948.1	141,9

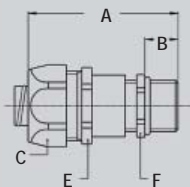
* Fittings for 5/16" conduit without UL/CSA approval.

Pg cable-hose fitting, male, nickel plated brass.



Thread	Sealtite Size (inch)	Clamping Range (mm)	Dimensions in mm					Standard Package	Article Number	Weight (Kg/100)
			A	B	C	E	F			
Pg 9	5/16"	4 - 8	55	10	26	24	17	10	810.709.1	7,8
Pg 9	3/8"	5 - 8	55	10	26	24	20	10	810.712.1	7,8
Pg 11	3/8"	5 - 10	55	10	26	24	20	10	810.711.1	9,5
Pg 13,5	1/2"	6 - 12	57	10	29	27	22	10	810.715.1	9,7
Pg 16	1/2"	10 - 13,9	60	10	29	27	24	10	810.716.1	11,7
Pg 21	3/4"	13 - 18	67	12	35	33	30	5	810.721.1	19,6
Pg 29	1"	18 - 23,8	80	12	45	43	40	5	810.729.1	35,4

Pg, EMC cable-hose fitting, male, nickel plated brass.



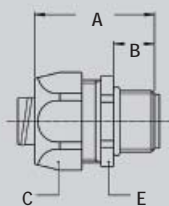
Thread	Sealtite Size (inch)	Clamping Range (mm)	Dimensions in mm					Standard Package	Article Number	Weight (Kg/100)
			A	B	C	E	F			
Pg 9	5/16"	4 - 8	55	10	26	24	17	10	810.609.1	7,8
Pg 9	3/8"	5 - 8	55	10	26	24	20	10	810.612.1	7,8
Pg 11	3/8"	5 - 10	55	10	26	24	20	10	810.611.1	9,5
Pg 13,5	1/2"	6 - 12	57	10	29	27	22	10	810.615.1	9,7
Pg 16	1/2"	10 - 13,9	60	10	29	27	24	10	810.616.1	11,7
Pg 21	3/4"	13 - 18	67	12	35	33	30	5	810.621.1	19,6
Pg 29	1"	18 - 23,8	80	12	45	43	40	5	810.629.1	35,4

ANACONDA FITTINGS

LIQUID-TIGHT FITTINGS FOR SEALTITE IP 67



NPT straight fitting, male, nickel plated brass.

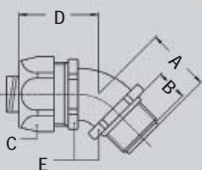


Thread	Sealtite Size (inch)	Min. Internal Bore (mm)	Dimensions in mm					Standard Package	Article Number	Weight (Kg/100)
			A	B	C	D	E			
1/2" NPT	5/16"	8,3	35	12	26	-	24	10	814.011.1*	5,6
1/2" NPT	3/8"	10,2	35	12	26	-	24	10	814.012.1	5,6
1/2" NPT	1/2"	13,9	37	13	29	-	27	10	814.016.1	6,2
3/4" NPT	3/4"	18,5	40	15	35	-	33	5	814.020.1	8,9
1" NPT	1"	23,8	46	15	45	-	43	5	814.026.1	25,0
1.1/4" NPT	1.1/4"	31,8	52	16	54	-	52	2	814.035.1	40,0
1.1/2" NPT	1.1/2"	36,8	56	18	63	-	60	2	814.040.1	43,8
2" NPT	2"	47,8	66	20	77	-	74	2	814.050.1	73,5

* Fittings for 1/4" and 5/16" conduit without UL/CSA approval.



NPT 45° fitting, male, nickel plated brass.

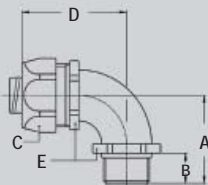


Thread	Sealtite Size (inch)	Min. Internal Bore (mm)	Dimensions in mm					Standard Package	Article Number	Weight (Kg/100)
			A	B	C	D	E			
1/2" NPT	5/16"	8,3	23	12	26	33	22	10	814.411.1*	7,9
1/2" NPT	3/8"	10,2	23	12	26	33	22	10	814.412.1	7,9
1/2" NPT	1/2"	13,9	25	13	29	33	27	10	814.416.1	10,7
3/4" NPT	3/4"	18,5	30	15	35	36	33	5	814.420.1	15,7
1" NPT	1"	23,8	34	15	45	46	42	5	814.426.1	31,8
1.1/4" NPT	1.1/4"	31,8	39	16	54	54	51	2	814.435.1	54,2
1.1/2" NPT	1.1/2"	36,8	45	18	63	59	60	2	814.440.1	78,5
2" NPT	2"	47,8	53	20	77	71	74	2	814.450.1	132,0

* Fittings for 5/16" conduit without UL/CSA approval.



NPT 90° fitting, male, nickel plated brass.

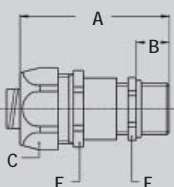


Thread	Sealtite Size (inch)	Min. Internal Bore (mm)	Dimensions in mm					Standard Package	Article Number	Weight (Kg/100)
			A	B	C	D	E			
1/2" NPT	5/16"	8,3	32	12	26	42	22	10	814.911.1*	13,3
1/2" NPT	3/8"	10,2	32	12	26	42	22	10	814.912.1	13,3
1/2" NPT	1/2"	13,9	36	13	29	43	27	10	814.916.1	14,6
3/4" NPT	3/4"	18,5	43	15	35	48	33	5	814.920.1	22,0
1" NPT	1"	23,8	48	15	45	59	42	5	814.926.1	31,7
1.1/4" NPT	1.1/4"	31,8	57	16	54	68	51	2	814.935.1	62,5
1.1/2" NPT	1.1/2"	36,8	63	18	63	78	60	2	814.940.1	89,1
2" NPT	2"	47,8	74	20	77	96	74	2	814.950.1	141,9

* Fittings for 5/16" conduit without UL/CSA approval.

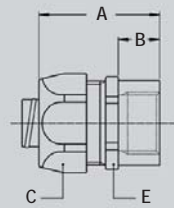


NPT cable-hose fitting, male, nickel plated brass.



Thread	Sealtite Size (inch)	Clamping Range (mm)	Dimensions in mm					Standard Package	Article Number	Weight (Kg/100)
			A	B	C	E	F			
3/8" NPT	5/16"	4 - 8	60	15	26	24	17	10	814.709.1	7,8
3/8" NPT	3/8"	4 - 8	60	15	26	24	17	10	814.710.1	7,8
1/2" NPT	3/8"	6 - 10,2	57	13	26	24	22	10	814.712.1	11,7
1/2" NPT	1/2"	6 - 12	59	13	29	27	22	10	814.715.1	11,7
3/4" NPT	3/4"	13 - 18	68	13	35	33	30	5	814.721.1	19,6

NPT straight fitting, female, nickel plated brass.



Thread	Sealtite Size (inch)	Min. Internal Bore (mm)	Dimensions in mm					Standard Package	Article Number	Weight (Kg/100)
			A	B	C	D	E			
1/2" NPT	5/16"	8,3	37	13	26	-	24	10	814.311.1*	5,3
1/2" NPT	3/8"	10,2	37	13	26	-	24	10	814.312.1	5,3
1/2" NPT	1/2"	13,9	37	13	29	-	27	10	814.316.1	6,2
3/4" NPT	3/4"	18,5	40	15	35	-	33	5	814.320.1	9,0
1" NPT	1"	23,8	46	15	45	-	43	5	814.326.1	20,7
1.1/4" NPT	1.1/4"	31,8	52	16	54	-	52	2	814.335.1	29,3
1.1/2" NPT	1.1/2"	36,8	56	18	63	-	60	2	814.340.1	43,8
2" NPT	2"	47,8	66	20	77	-	74	2	814.350.1	73,3

* Fittings for 5/16" conduit without UL/CSA approval.

Grounding ferrule, nickel plated brass.



Thread	Sealtite Size (inch)	Min. Internal Bore (mm)	Dimensions in mm					Standard Package	Article Number	Weight (Kg/100)
			A	B	C	D	E			
-	1/4"	5,2	-	-	-	-	-	10	815.006.0	0,4
-	5/16"	8,3	-	-	-	-	-	10	815.010.0	0,8
-	3/8"	10,2	-	-	-	-	-	10	815.011.3	0,6
-	1/2"	13,9	-	-	-	-	-	10	815.016.3	0,8
-	3/4"	18,5	-	-	-	-	-	5	815.021.3	1,4
-	1"	23,8	-	-	-	-	-	5	815.029.3	2,8
-	1.1/4"	31,8	-	-	-	-	-	2	815.036.3	6,0
-	1.1/2"	36,8	-	-	-	-	-	2	815.042.3	6,8
-	2"	47,8	-	-	-	-	-	2	815.048.3	8,8

Grounding ferrule, zinc plated steel.



Thread	Sealtite Size (inch)	Min. Internal Bore (mm)	Dimensions in mm					Standard Package	Article Number	Weight (Kg/100)
			A	B	C	D	E			
-	3/8"	10,2	-	-	-	-	-	10	815.011.0	0,4
-	1/2"	13,9	-	-	-	-	-	10	815.016.0	0,6
-	3/4"	18,5	-	-	-	-	-	5	815.021.0	0,8
-	1"	23,8	-	-	-	-	-	5	815.029.0	1,4

Neoprene Sealing gasket for ISO



Thread ISO	Thread Pg	Thread NPT	Dimensions in mm					Standard Package	Article Number	Weight (Kg/100)
			A	B	C	D	E			
M16 x 1,5	-	-	1,2	-	20	14	-	100	815.416.0	0,03
M20 x 1,5	-	-	1,2	-	24	18	-	100	815.420.0	0,03
M25 x 1,5	-	-	1,2	-	30	23	-	50	815.425.0	0,05
M32 x 1,5	-	-	1,2	-	40	30	-	50	815.432.0	0,11
M40 x 1,5	-	-	1,2	-	48	38	-	50	815.440.0	0,15
M50 x 1,5	-	-	1,2	-	58	48	-	50	815.450.0	0,19
M63 x 1,5	-	-	1,2	-	75	61	-	50	815.463.0	0,33

ANACONDA
FITTINGS

ACCESSORIES



Anaconda compact fittings, UL & CSA, stainless steel AISI-304, for Anaconda Sealtite.

The compact version stainless steel Anaconda fittings can be used with all types of Anaconda Sealtite (except CNP). This Anaconda fitting is a universal fitting with shorter design and lower weight. All ferrules are flanged versions for a better fit. Because the fitting and ferrule are made from Stainless steel AISI-304 they offer an excellent corrosion protection in combination with a nice appearance. The compact fittings have UL & CSA approval.

Construction: Stainless steel AISI-304, consisting of 4 parts (counter nut, clamping ring, ferrule and body).

Material: Counter nut, body and ferrule are stainless steel



AISI-304. Clamping ring is made from PA6. The O-rings are from NBR rubber (black for ISO and blue for Pg).

Special approvals: UL-514B and CSA C 22.2 (combined UL/CSA file # E 234207).

Suitable for use in hazardous environments according NEC:

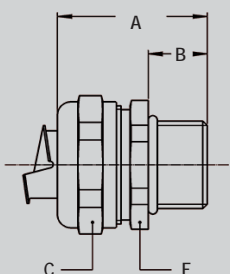
- Article 501.10 (B) (2) Class I, Division 2
- Article 502.10 (A) (2) and (B) (2) Class II, Division 1 and 2
- Article 503.10 (A) (3) and (B) Class III, Division 1 and 2

Temperature: -45 °C till +105 °C continuous

Protection class: IP 67 (dust-proof, water-tight)

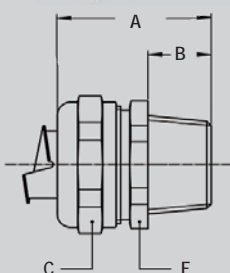
Colour: Metal

ISO straight fitting, compact, stainless steel AISI-304



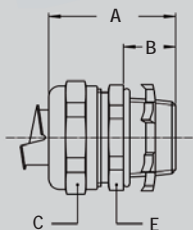
Thread	Sealtite Size (inch)	Min. Internal Bore (mm)	Dimensions in mm					Standard Package	Article Number	Weight (Kg/100)
			A	B	C	D	E			
M16 x 1,5	3/8"	11,0	31	10	26	-	24	10	712.016.9	3,9
M20 x 1,5	3/8"	11,0	31	10	26	-	24	10	712.017.9	4,0
M20 x 1,5	1/2"	14,5	32	10	29	-	27	10	712.020.9	4,4
M25 x 1,5	3/4"	19,4	33	10	35	-	33	5	712.025.9	6,6
M32 x 1,5	1"	24,7	36	12	45	-	42	5	712.032.9	11,7
M40 x 1,5	1.1/4"	33,3	40	13	53	-	50	2	712.040.9	16,0
M50 x 1,5	1.1/2"	38,0	46	14	62	-	58	2	712.050.9	25,3
M63 x 1,5	2"	49,0	52	16	76	-	72	2	712.063.9	38,6

NPT straight fitting, compact, male, stainless steel AISI-304



Thread	Sealtite Size (inch)	Min. Internal Bore (mm)	Dimensions in mm					Standard Package	Article Number	Weight (Kg/100)
			A	B	C	D	E			
NPT 1/2"	3/8"	11,0	35	14	26	-	24	10	714.012.9	4,4
NPT 1/2"	1/2"	14,5	36	14	29	-	27	10	714.016.9	5,0
NPT 3/4"	3/4"	19,4	37	14	35	-	33	5	714.020.9	7,0
NPT 1"	1"	24,7	40	16	45	-	42	5	714.026.9	12,6
NPT 1.1/4"	1.1/4"	33,3	43	16	53	-	50	2	714.035.9	16,8
NPT 1.1/2"	1.1/2"	38,0	50	18	62	-	58	2	714.040.9	25,8
NPT 2"	2"	49,0	56	20	76	-	72	2	714.050.9	41,2

NPT straight fitting, compact, male, stainless steel AISI-304, including washer and locknut



Thread NPT	Sealtite Size (inch)	Min. Internal Bore (mm)	Dimensions in mm					Standard Package	Article Number	Weight (Kg/100)
			A	B	C	D	E			
NPT 1/2"	3/8"	11,0	35	14	26	-	24	10	714.012.92	4,9
NPT 1/2"	1/2"	14,5	36	14	29	-	27	10	714.016.92	5,5
NPT 3/4"	3/4"	19,4	37	14	35	-	33	5	714.020.92	7,8
NPT 1"	1"	24,7	40	16	45	-	42	5	714.026.92	13,9
NPT 1.1/4"	1.1/4"	33,3	43	16	53	-	50	2	714.035.92	18,6
NPT 1.1/2"	1.1/2"	38,0	50	18	62	-	58	2	714.040.92	28,0
NPT 2"	2"	49,0	56	20	76	-	72	2	714.050.92	44,0

Grounding ferrule, stainless steel AISI-304



Thread	Sealtite Size (inch)	Min. Internal Bore (mm)	Dimensions in mm					Standard Package	Article Number	Weight (Kg/100)
			A	B	C	D	E			
-	3/8"	11,0	-	-	-	-	-	50	815.011.5	0,4
-	1/2"	14,5	-	-	-	-	-	50	815.016.5	0,5
-	3/4"	19,4	-	-	-	-	-	25	815.021.5	0,7
-	1"	24,7	-	-	-	-	-	25	815.029.5	1,1
-	1.1/4"	33,3	-	-	-	-	-	10	815.036.5	1,5
-	1.1/2"	38,0	-	-	-	-	-	10	815.042.5	2,1
-	2"	49,0	-	-	-	-	-	10	815.048.5	3,2

NPT locknut, stainless steel AISI-304



Thread	Sealtite Size (inch)	Min. Internal Bore (mm)	Dimensions in mm					Standard Package	Article Number	Weight (Kg/100)
			A	B	C	D	E			
NPT 1/2"	1/2"	-	-	-	-	-	-	100	880.316.9	0,5
NPT 3/4"	3/4"	-	-	-	-	-	-	50	880.320.9	0,8
NPT 1"	1"	-	-	-	-	-	-	50	880.326.9	1,3
NPT 1.1/4"	1.1/4"	-	-	-	-	-	-	20	880.335.9	1,8
NPT 1.1/2"	1.1/2"	-	-	-	-	-	-	20	880.340.9	2,2
NPT 2"	2"	-	-	-	-	-	-	20	880.350.9	2,8


NPT flat seal, NBR Rubber



Thread	Sealtite Size (inch)	Min. Internal Bore (mm)	Dimensions in mm					Standard Package	Article Number	Weight (Kg/100)
			A	B	C	D	E			
NPT 1/2"	1/2"	-	-	-	-	-	-	50	815.616.0	0,03
NPT 3/4"	3/4"	-	-	-	-	-	-	25	815.620.0	0,05
NPT 1"	1"	-	-	-	-	-	-	25	815.626.0	0,11
NPT 1.1/4"	1.1/4"	-	-	-	-	-	-	10	815.635.0	0,15
NPT 1.1/2"	1.1/2"	-	-	-	-	-	-	10	815.640.0	0,19
NPT 2"	2"	-	-	-	-	-	-	10	815.650.0	0,33

ANACONDA
COMPACT
FITTINGS

LIQUID-TIGHT
FITTINGS FOR
SEALTITE
IP 67



Anaconda stainless steel fittings for Anaconda Sealtite.

The stainless steel Anaconda fittings can be used with all types of Anaconda Sealtite (except CNP). These fittings are available in AISI-304 and AISI-316 and offer superior corrosion resistance. These stainless steel Anaconda fittings are mostly used in the off-shore, chemical and food industry. Because of the UL & CSA approvals the fittings are also suitable for export projects outside Europe.

Material & Construction:

Construction: Stainless steel (AISI-304) fitting, consisting of 4 parts (counter nut, clamping ring, ferrule and body).

Material: Counter nut and body are stainless steel (AISI-304) and the ferrule is from nickel plated brass. Clamping

ring and insert are from PA6 (red for ISO metric, blue for Pg and white for NPT).

Special approvals: UL-514B and CSA C 22.2 (combined UL/CSA file # E 234207).

Suitable for use in hazardous environments according NEC:

- Article 501.10 (B) (2) Class I, Division 2

- Article 502.10 (A) (2) and (B) (2) Class II, Division 1 and 2

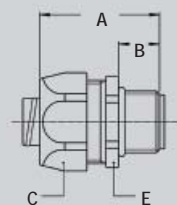
- Article 503.10 (A) (3) and (B) Class III, Division 1 and 2

Temperature: -45 °C till +105 °C continuous (cable-hose fittings are -40 °C till +100 °C).

Protection class: IP 67 (dust-proof, water-tight), with cable-hose fittings an IP 68 rate on the switchbox can be obtained.

Colour: Metal.

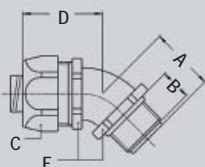
ISO straight fitting, male, stainless steel (AISI-304).



Thread	Sealtite	Min. Internal Bore (mm)	Dimensions in mm					Standard Package	Article Number	Weight (Kg/100)
			A	B	C	D	E			
M16 x 1,5	5/16"	8,3	35	12	27	-	24	10	812.015.9*	4,8
M20 x 1,5	5/16"	8,3	36	13	27	-	24	10	812.014.9*	5,1
M16 x 1,5	3/8"	10,2	35	12	27	-	24	10	812.016.9	4,8
M20 x 1,5	3/8"	10,2	36	13	27	-	24	10	812.017.9	5,1
M20 x 1,5	1/2"	13,9	37	13	30	-	27	10	812.020.9	5,9
M25 x 1,5	3/4"	18,5	40	15	36	-	36	5	812.025.9	7,9
M32 x 1,5	1"	23,8	46	15	46	-	46	5	812.032.9	17,5
M40 x 1,5	1.1/4"	31,8	52	16	54	-	52	2	812.040.9	27,9

* Fittings for 5/16" conduit without UL/CSA approval

ISO 45° fitting, male, stainless steel (AISI-304).



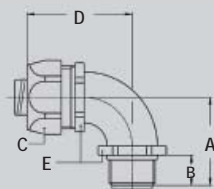
Thread	Sealtite	Min. Internal Bore (mm)	Dimensions in mm					Standard Package	Article Number	Weight (Kg/100)
			A	B	C	D	E			
M16 x 1,5	5/16"	8,3	23	12	27	33	22	10	812.415.9*	7,3
M20 x 1,5	5/16"	8,3	24	13	27	33	22	10	812.414.9*	7,4
M16 x 1,5	3/8"	10,2	23	12	27	33	22	10	812.416.9	7,3
M20 x 1,5	3/8"	10,2	24	13	27	33	22	10	812.417.9	7,4
M20 x 1,5	1/2"	13,9	25	13	30	33	27	10	812.420.9	10,5
M25 x 1,5	3/4"	18,5	30	15	36	36	33	5	812.425.9	13,6

* Fittings for 5/16" conduit without UL/CSA approval.

**ANACONDA
SEALTITE®
SPECIAL**

**LIQUID-TIGHT
FITTINGS FOR
SEALTITE
IP 67**

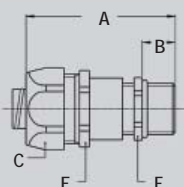
ISO 90° fitting, male, stainless steel (AISI-304).



Thread	Sealtite Size (inch)	Min. Internal Bore (mm)	Dimensions in mm					Standard Package	Article Number	Weight (Kg/100)
			A	B	C	D	E			
M16 x 1,5	5/16"	8,3	32	12	27	42	22	10	812.915.9*	8,2
M20 x 1,5	5/16"	8,3	33	13	27	42	22	10	812.914.9*	8,4
M16 x 1,5	3/8"	10,2	32	12	27	42	22	10	812.916.9	8,2
M20 x 1,5	3/8"	10,2	33	13	27	42	22	10	812.917.9	8,4
M20 x 1,5	1/2"	13,9	36	13	30	43	27	10	812.920.9	12,6
M25 x 1,5	3/4"	18,5	43	15	36	48	33	5	812.925.9	19,2

* Fittings for 5/16" conduit without UL/CSA approval.

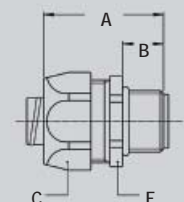
ISO cable-hose fitting, male, stainless steel (AISI-304).



Thread	Sealtite Size (inch)	Clamping Range (mm)	Dimensions in mm					Standard Package	Article Number	Weight (Kg/100)
			A	B	C	E	F			
M16 x 1,5	5/16"	4 - 8	57	12	27	24	18	10	812.715.9*	7,8
M16 x 1,5	3/8"	4 - 8	57	12	27	24	18	10	812.716.9	7,8
M20 x 1,5	3/8"	6 - 10,2	57	12	27	24	22	10	812.717.9	9,5
M20 x 1,5	1/2"	6 - 12	59	12	30	27	22	10	812.720.9	9,7

* Fittings for 5/16" conduit.

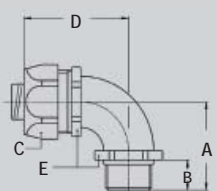
Pg straight fitting, male, stainless steel (AISI-304).



Thread	Sealtite Size (inch)	Min. Internal Bore (mm)	Dimensions in mm					Standard Package	Article Number	Weight (Kg/100)
			A	B	C	D	E			
Pg 11	5/16"	8,3	35	12	27	-	24	10	810.012.9*	5,6
Pg 13,5	5/16"	8,3	35	12	27	-	24	10	810.014.9*	5,6
Pg 11	3/8"	10,2	35	12	27	-	24	10	810.011.9	5,6
Pg 13,5	3/8"	10,2	35	12	27	-	24	10	810.013.9	5,6
Pg 16	1/2"	13,9	37	13	30	-	27	10	810.016.9	6,3
Pg 21	3/4"	18,5	40	15	36	-	36	5	810.021.9	8,4
Pg 29	1"	23,8	46	15	46	-	46	5	810.029.9	25,0
Pg 36	1.1/4"	31,8	52	16	54	-	52	2	810.036.9	34,6
Pg 42	1.1/2"	36,8	56	18	63	-	60	2	810.042.9	47,2
Pg 48	2"	47,8	66	20	77	-	74	2	810.048.9	72,0

* Fittings for 5/16" conduit without UL/CSA approval.

Pg 90° fitting, male, stainless steel (AISI-304).



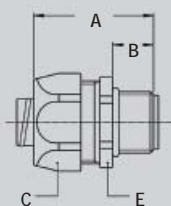
Thread	Sealtite Size (inch)	Min. Internal Bore (mm)	Dimensions in mm					Standard Package	Article Number	Weight (Kg/100)
			A	B	C	D	E			
Pg 11	5/16"	8,3	32	12	27	42	22	10	810.912.9*	8,9
Pg 11	3/8"	10,2	32	12	27	42	22	10	810.911.9	8,9
Pg 16	1/2"	13,9	36	13	30	43	27	10	810.916.9	15,3
Pg 21	3/4"	18,5	43	15	36	48	33	5	810.921.9	21,6
Pg 29	1"	23,8	48	15	46	50	42	5	810.929.9	35,3

* Fittings for 5/16" conduit without UL/CSA approval.

ANACONDA
SEALTITE®
SPECIAL

LIQUID-TIGHT
FITTINGS FOR
SEALTITE
IP 67

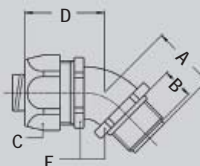
NPT straight fitting, male, stainless steel (AISI-304).



Thread	Sealtite Size (inch)	Min. Internal Bore (mm)	Dimensions in mm					Standard Package	Article Number	Weight (Kg/100)
			A	B	C	D	E			
1/2" NPT	5/16"	8,3	37	13	27	-	24	10	814.011.9*	5,6
1/2" NPT	3/8"	10,2	37	13	27	-	24	10	814.012.9	5,6
1/2" NPT	1/2"	13,9	37	13	30	-	27	10	814.016.9	6,2
3/4" NPT	3/4"	18,5	40	15	36	-	36	5	814.020.9	8,9
1" NPT	1"	23,8	46	15	46	-	46	5	814.026.9	25,0

* Fittings for 5/16" conduit without UL/CSA approval.

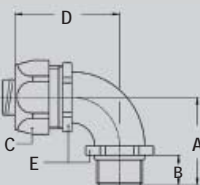
NPT 45° fitting, male, stainless steel (AISI-304).



Thread	Sealtite Size (inch)	Min. Internal Bore (mm)	Dimensions in mm					Standard Package	Article Number	Weight (Kg/100)
			A	B	C	D	E			
1/2" NPT	5/16"	8,3	25	13	27	33	22	10	814.411.9*	7,9
1/2" NPT	3/8"	10,2	25	13	27	33	22	10	814.412.9	7,9
1/2" NPT	1/2"	13,9	25	13	30	33	27	10	814.416.9	10,7
3/4" NPT	3/4"	18,5	30	15	36	36	33	5	814.420.9	15,7

* Fittings for 5/16" conduit without UL/CSA approval.

NPT 90° fitting, male, stainless steel (AISI-304).



Thread	Sealtite Size (inch)	Min. Internal Bore (mm)	Dimensions in mm					Standard Package	Article Number	Weight (Kg/100)
			A	B	C	D	E			
1/2" NPT	5/16"	8,3	36	13	27	43	22	10	814.911.9*	13,3
1/2" NPT	3/8"	10,2	36	13	27	43	22	10	814.912.9	13,3
1/2" NPT	1/2"	13,9	36	13	30	43	27	10	814.916.9	14,6
3/4" NPT	3/4"	18,5	43	15	36	48	33	5	814.920.9	22,0
1" NPT	1"	23,8	48	15	46	59	42	5	814.926.9	31,7

* Fittings for 5/16" conduit without UL/CSA approval.

Grounding ferrule, nickel plated brass.



Thread	Sealtite Size (inch)	Min. Internal Bore (mm)	Dimensions in mm					Standard Package	Article Number	Weight (Kg/100)
			A	B	C	D	E			
-	5/16"	8,3	-	-	-	-	-	10	815.010.0	0,8
-	3/8"	10,2	-	-	-	-	-	10	815.011.3	0,6
-	1/2"	13,9	-	-	-	-	-	10	815.016.3	0,8
-	3/4"	18,5	-	-	-	-	-	5	815.021.3	1,4
-	1"	23,8	-	-	-	-	-	5	815.029.3	2,8
-	1.1/4"	31,8	-	-	-	-	-	2	815.036.3	6,0
-	1.1/2"	36,8	-	-	-	-	-	2	815.042.3	6,8
-	2"	47,8	-	-	-	-	-	2	815.048.3	8,8

ANACONDA
SEALTITE®
SPECIAL

LIQUID-TIGHT
FITTINGS FOR
SEALTITE
IP 67



Anaconda stainless steel AISI-316 fittings for Anaconda Sealtite.

The stainless steel AISI-316 Anaconda fittings can be used with all types of Anaconda Sealtite (except CNP) and offer the highest corrosion resistance. These stainless steel Anaconda fittings are mostly used in the off-shore, chemical and food industry. Because of the UL & CSA approvals the fittings are also suitable for export projects outside Europe.

Material & Construction:

Construction: Stainless steel (AISI-316) fitting, consisting of 4 parts (counter nut, clamping ring, ferrule and body).

Material: Counter nut and body are stainless steel (AISI-316) and the ferrule is from nickel plated brass. Clamping

ring and insert are from PA6 (red for ISO metric and white for NPT).

Special approvals: UL-514B and CSA C 22.2 (combined UL/CSA file # E 234207).

Suitable for use in hazardous environments according NEC:

- Article 501.10 (B) (2) Class I, Division 2
- Article 502.10 (A) (2) and (B) (2) Class II, Division 1 and 2
- Article 503.10 (A) (3) and (B) Class III, Division 1 and 2

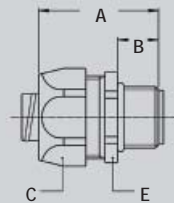
Temperature: -45 °C till +105 °C continuous.

Protection class: IP 67 (dust-proof, water-tight).

Colour: Metal.

**ANACONDA
SEALTITE®
SPECIAL**

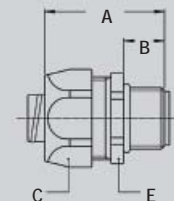
**LIQUID-TIGHT
FITTINGS FOR
SEALTITE
IP 67**



ISO straight fitting, male, stainless steel (AISI-316).



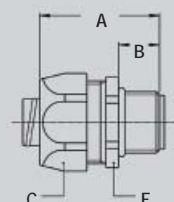
Thread	Sealtite Size (inch)	Min. Internal Bore (mm)	Dimensions in mm					Standard Package	Article Number	Weight (Kg/100)
			A	B	C	D	E			
M16 x 1,5	3/8"	10,2	35	12	26	-	24	10	812.116.9	4,8
M20 x 1,5	1/2"	13,9	37	13	29	-	27	10	812.120.9	5,9
M25 x 1,5	3/4"	18,5	40	15	35	-	33	5	812.125.9	7,9
M32 x 1,5	1"	23,8	46	15	45	-	43	5	812.132.9	17,5



Pg straight fitting, male, stainless steel (AISI-316).



Thread	Sealtite Size (inch)	Min. Internal Bore (mm)	Dimensions in mm					Standard Package	Article Number	Weight (Kg/100)
			A	B	C	D	E			
Pg 16	1/2"	13,9	37	13	30	-	27	10	810.116.9	6,3
Pg 21	3/4"	18,5	40	15	36	-	36	5	810.121.9	8,4
Pg 29	1"	23,8	46	15	46	-	46	5	810.129.9	25,0



NPT straight fitting, male, stainless steel (AISI-316).



Thread	Sealtite Size (inch)	Min. Internal Bore (mm)	Dimensions in mm					Standard Package	Article Number	Weight (Kg/100)
			A	B	C	D	E			
1/2" NPT	3/8"	10,2	35	12	26	-	24	10	814.112.9	5,6
1/2" NPT	1/2"	13,9	37	13	29	-	27	10	814.116.9	6,2
3/4" NPT	3/4"	18,5	40	15	35	-	33	5	814.120.9	8,9
1" NPT	1"	23,8	46	15	45	-	43	5	814.126.9	25,0



Anaconda stainless steel AISI-316 "food fitting" for Anaconda Sealtite.

These special stainless steel AISI-316 Anaconda fittings can be used with all types of Anaconda Sealtite (except CNP) and offer the highest corrosion resistance. These stainless steel are specifically smooth and give a good protection especially for the pharmaceutical and food industry.

Material & Construction:

Construction: Stainless steel (AISI-316) fitting, consisting of 6 parts (lower seal, counter nut, upper seal, clamping ring, ferrule and body).

Material: Counter nut and body are stainless steel (AISI-316) and the ferrule is from nickel plated brass. Clamping ring and insert are from PA6 (red for ISO metric).



The blue rubber upper and lower seals are made from FDA approved TPE

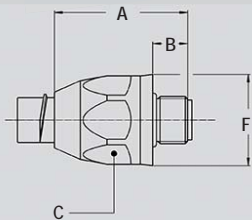

Special approvals: Special TPE seals, halogen-free, specially formulated for food and beverage applications per FDA guideline CFR 21.

Temperature: -45 °C till +105 °C continuous.

Protection class: IP 68 according EN 60529, IP69K according DIN 40050-9 (till 40 Bar high pressure).

Colour: Metal.

ISO straight food grade fitting, male, stainless steel (AISI-316).



Thread ISO	Sealtite Size (inch)	Min. Internal Bore (mm)	Dimensions in mm					Standard Package	Article Number	Weight (Kg/100)
			A	B	C	D	F			
M16 x 1,5	3/8"	10,4	48	12	27	-	31	10	832.016.9	6,6
M20 x 1,5	1/2"	13,8	50	13	30	-	34	10	832.020.9	8,0
M25 x 1,5	3/4"	18,5	57	15	36	-	41	5	832.025.9	11,8
M32 x 1,5	1"	23,8	68	15	46	-	53	5	832.032.9	22,8
M40 x 1,5	1.1/4"	31,8	75	16	54	-	62	2	832.040.9	34,2
M50 x 1,5	1.1/2"	36,8	81	18	63	-	70	1	832.050.9	38,6
M63 x 1,5	2"	47,8	88	20	77	-	85	1	832.063.9	76,6

**ANACONDA
SEALTITE®
SPECIAL**

**LIQUID-TIGHT
FITTINGS FOR
SEALTITE
IP 68**



Anaconda swivel fittings, stainless steel AISI-316 , for Anaconda Sealtite.

The swivel version stainless steel AISI-316 Anaconda fittings can be used with all types of Anaconda Sealtite (except CNP). This Anaconda fitting is a universal fitting with a special swivel mechanism for a higher tensile strength and a high water proof protection (IP67). All ferrules are turned nickel plated brass versions for a better fit. The high quality stainless steel AISI-316 offers a superb corrosion protection in combination with a nice appearance.



Construction: Stainless steel AISI-316 fitting, consisting of 4 parts (counter nut, clamping ring, ferrule and body).

Material: Counter nut and body are stainless steel AISI-316. Clamping ring is made from PA6 and the ferrule is made from nickel plated brass. The O-rings are from NBR rubber (black for ISO).

Temperature: -45 °C till +105 °C continuous

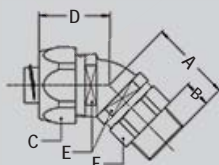
Protection class: IP 67

Colour: Metal

ANACONDA COMPACT FITTINGS

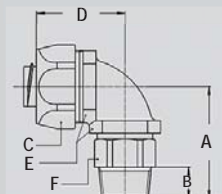
LIQUID-TIGHT FITTINGS FOR SEALTITE IP 67

NPT 45° swivel fitting, male, stainless steel (AISI-316).



Thread	Sealtite Size (inch)	Min. Internal Bore (mm)	Dimensions in mm						Standard Package	Article Number	Weight (Kg/100)
			A	B	C	D	E	F			
NPT 1/2"	3/8"	10,4	36	12	27	28	22	22	10	819.212.9	11,5
NPT 1/2"	1/2"	13,8	36	12	30	30	27	25	10	819.216.9	14,0
NPT 3/4"	3/4"	17,4	-	12	36	-	-	-	5	838.220.9	22,0
NPT 1"	1"	23,4	-	13	46	-	-	-	5	838.226.9	37,0

NPT 90° swivel fitting, male, stainless steel (AISI-316).



Thread	Sealtite Size (inch)	Min. Internal Bore (mm)	Dimensions in mm						Standard Package	Article Number	Weight (Kg/100)
			A	B	C	D	E	F			
NPT 1/2"	3/8"	10,4	41	12	27	35	22	22	10	819.512.9	12,0
NPT 1/2"	1/2"	13,8	41	12	30	37	27	25	10	819.516.9	14,0
NPT 3/4"	3/4"	17,4	-	12	36	-	-	-	5	838.520.9	23,5
NPT 1"	1"	23,4	-	13	46	-	-	-	5	838.526.9	42,0



Anaconda nickel plated brass elbow fitting, mirror-polished as “food fitting” for Anaconda Sealtite.

These special polished nickel plated brass Anaconda elbow fittings can be used with all types of Anaconda Sealtite (except CNP) and offer a high corrosion resistance. Because of the special mirror-polished treatment these fittings are specifically smooth and give a good protection especially for the pharmaceutical and food industry.



Material & Construction:

Construction: Nickel plated brass fitting, consisting of 4 parts (counter nut, clamping ring, ferrule and body).

Material: Counter nut, body and ferrule are nickel plated brass with exception of size 3/8" till 1" where the ferrule is from galvanised steel. Clamping ring and inserts are made from PA6 red for ISO metric.

Temperature: -45 °C till +105 °C continuous.

Protection class: IP 67 (dust-proof, water-tight).

Colour: Metal.



ISO 90° fitting, male, mirror-polished nickel plated brass.



Thread	Sealtite	Min. Internal Bore (mm)	Dimensions in mm					Standard Package	Article Number	Weight (Kg/100)
			A	B	C	D	F			
M16 x 1,5	5/16"	8,3	32	12	26	42	22	10	818.915.1	8,2
M20 x 1,5	5/16"	8,3	33	13	26	42	22	10	818.914.1	8,4
M16 x 1,5	3/8"	10,2	32	12	26	42	22	10	818.916.1	8,2
M20 x 1,5	3/8"	10,2	33	13	26	42	22	10	818.917.1	8,4
M20 x 1,5	1/2"	13,9	36	13	29	43	27	10	818.920.1	12,6
M25 x 1,5	3/4"	18,5	43	15	35	48	33	5	818.925.1	19,2
M32 x 1,5	1"	23,8	48	15	45	59	42	5	818.932.1	31,6
M40 x 1,5	1.1/4"	31,8	57	16	54	68	51	2	818.940.1	56,1
M50 x 1,5	1.1/2"	36,8	63	18	63	78	60	2	818.950.1	85,3
M63 x 1,5	2"	47,8	74	20	77	96	74	2	818.963.1	139,8

**ANACONDA
SEALTITE®
SPECIAL**

**LIQUID-TIGHT
FITTINGS FOR
SEALTITE
IP 66**



Anamet zinc diecast fitting for Anaconda Sealtite.

The zinc diecast Anamet fittings are especially for the large sizes Anaconda Sealtite (with exception of CNP). This Anamet fitting offers good corrosion protection in combination with a smooth appearance.

Material & Construction:

Construction: Zinc diecast fitting, consisting of 4 parts (counter nut, clamping ring, ferrule and body).

Material: Counter nut and body are zinc diecast, ferrule is steel plated. Clamping rings are from PA6.

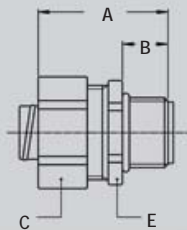
Temperature: -40 °C till +125 °C continuous.

Protection class: IP 67 (dust-proof, water-tight).

Colour: Metal.

ANAMET FITTINGS

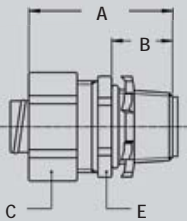
LIQUID-TIGHT FITTINGS FOR SEALTITE IP 67



ISO straight fitting, male, zinc diecast



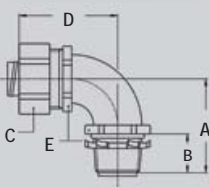
Thread	Sealtite Size (inch)	Min. Internal Bore (mm)	Dimensions in mm					Standard Package	Article Number	Weight (Kg/100)
			A	B	C	D	E			
M50 x 1,5	1.1/2"	37,5	47	15	59	-	57	2	293.040.0	21,6
M63 x 1,5	2"	48,5	55	19	74	-	73	2	293.050.0	34,0



NPT straight fitting, male, zinc diecast





Thread	Sealtite Size (inch)	Min. Internal Bore (mm)	Dimensions in mm					Standard Package	Article Number	Weight (Kg/100)
			A	B	C	D	E			
NPT 2.1/2"	2.1/2"	61,0	71	24	90	-	86	1	294.063.0	67,4
NPT 3"	3"	74,0	75	26	108	-	104	1	294.075.0	96,6
NPT 4"	4"	95,0	80	28	134	-	128	1	294.099.0	125,0



NPT 90° fitting, male, zinc diecast



Thread	Sealtite Size (inch)	Min. Internal Bore (mm)	Dimensions in mm					Standard Package	Article Number	Weight (Kg/100)
			A	B	C	D	E			
NPT 2.1/2"	2.1/2"	61,0	86	24	90	104	86	1	294.963.0	117,8
NPT 3"	3"	74,0	98	26	108	112	104	1	294.975.0	172,8
NPT 4"	4"	95,0	112	28	134	127	128	1	294.999.0	278,6



Anamet galvanised steel fittings for Sealite.

The galvanised steel Anamet fittings can be used with all types of Anaconda Sealite (except CNP) and are particularly used where a wider temperature range is required (for instance with type HCX). Because of the UL & CSA approvals the fittings are also suitable for export projects outside Europe.

Material & Construction:

Construction: Galvanised steel fitting, consisting of 3 parts (counter nut, ferrule and body).

Material: Counter nut, ferrule and body are galvanised

steel. Inserts are made from PA6 (green for ISO metric, blue for Pg and white for NPT).

Special approvals: UL-514B (file # E 14814) and CSA C22.2 (file # 65178).

Suitable for use in hazardous environments according NEC:

- Article 501.10 (B) (2) Class I, Division 2
- Article 502.10 (A) (2) and (B) (2) Class II, Division 1 and 2
- Article 503.10 (A) (3) and (B) Class III, Division 1 and 2

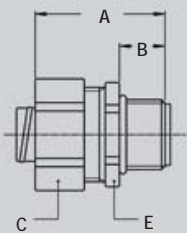
Temperature: -55 °C till +300 °C continuous.

Protection class: IP 67 (dust-proof, water-tight).

Colour: Metal.



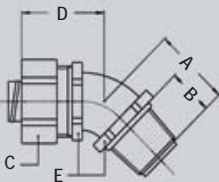
ISO straight fitting, male, galvanised steel.



Thread	Sealite	Min. Internal Bore (mm)	Dimensions in mm					Standard Package	Article Number	Weight (Kg/100)
			A	B	C	D	E			
M16 x 1,5	3/8"	9,7	37	15	26	-	24	25	295.012.0	6,4
M20 x 1,5	1/2"	13,7	37	15	29	-	27	25	295.016.0	6,8
M25 x 1,5	3/4"	18,8	38	15	35	-	33	25	295.020.0	10,0
M32 x 1,5	1"	24,2	44	18	42	-	40	10	295.026.0	15,0



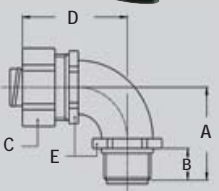
ISO 45° fitting, male, galvanised steel.



Thread	Sealite	Min. Internal Bore (mm)	Dimensions in mm					Standard Package	Article Number	Weight (Kg/100)
			A	B	C	D	E			
M16 x 1,5	3/8"	9,7	22	15	26	29	27	25	295.412.0	7,8
M20 x 1,5	1/2"	13,7	24	15	29	29	27	25	295.416.0	8,2
M25 x 1,5	3/4"	18,8	27	15	35	32	32	10	295.420.0	16,8
M32 x 1,5	1"	24,2	30	18	42	37	40	5	295.426.0	21,6



ISO 90° fitting, male, galvanised steel.



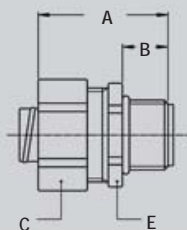
Thread	Sealite	Min. Internal Bore (mm)	Dimensions in mm					Standard Package	Article Number	Weight (Kg/100)
			A	B	C	D	E			
M16 x 1,5	3/8"	9,7	32	15	26	34	27	25	295.912.0	10,0
M20 x 1,5	1/2"	13,7	33	15	29	38	27	25	295.916.0	10,6
M25 x 1,5	3/4"	18,8	37	15	35	44	34	10	295.920.0	21,4
M32 x 1,5	1"	24,2	44	18	42	51	40	5	295.926.0	25,6

ANAMET FITTINGS

LIQUID-TIGHT FITTINGS FOR SEALTITE IP 67



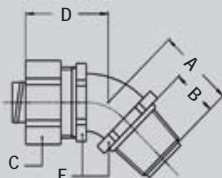
Pg straight fitting, male, galvanised steel.



Thread	Sealtite Size (inch)	Min. Internal Bore (mm)	Dimensions in mm					Standard Package	Article Number	Weight (Kg/100)
			A	B	C	D	E			
Pg 11	3/8"	9,7	37	15	26	-	24	25	299.011.0	6,8
Pg 13,5	3/8"	10,4	37	15	26	-	24	25	299.013.0	6,8
Pg 16	1/2"	13,7	38	15	29	-	27	25	299.016.0	7,2
Pg 21	3/4"	18,8	38	15	35	-	33	25	299.020.0	10,8
Pg 29	1"	24,2	44	18	42	-	40	5	299.026.0	15,6
Pg 36	1.1/4"	31,6	54	18	56	-	55	5	299.035.0	38,4
Pg 42	1.1/2"	36,8	62	18	64	-	61	1	299.040.0	56,0
Pg 48	2"	48,0	64	18	77	-	77	1	299.050.0	68,0



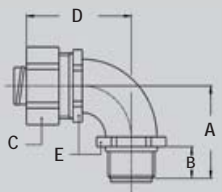
Pg 45° fitting, male, galvanised steel.



Thread	Sealtite Size (inch)	Min. Internal Bore (mm)	Dimensions in mm					Standard Package	Article Number	Weight (Kg/100)
			A	B	C	D	E			
Pg 11	3/8"	9,7	22	15	26	29	27	25	299.411.0	8,2
Pg 13,5	3/8"	10,4	22	15	26	29	27	25	299.413.0	8,2
Pg 16	1/2"	13,7	24	15	29	29	27	25	299.416.0	8,2
Pg 21	3/4"	18,8	27	15	35	32	32	10	299.420.0	13,6
Pg 29	1"	24,2	33	18	42	37	-	5	299.426.0	22,4
Pg 36	1.1/4"	31,6	38	18	56	46	-	5	299.435.0	46,4
Pg 42	1.1/2"	36,8	44	18	64	55	-	1	299.440.0	63,0
Pg 48	2"	48,0	51	18	77	58	-	1	299.450.0	106,0



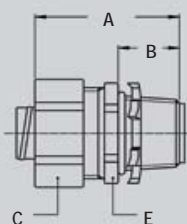
Pg 90° fitting, male, galvanised steel.



Thread	Sealtite Size (inch)	Min. Internal Bore (mm)	Dimensions in mm					Standard Package	Article Number	Weight (Kg/100)
			A	B	C	D	E			
Pg 11	3/8"	9,7	32	15	26	36	27	25	299.911.0	10,6
Pg 13,5	3/8"	10,4	32	15	26	36	27	25	299.913.0	10,6
Pg 16	1/2"	13,7	33	15	29	38	27	25	299.916.0	11,0
Pg 21	3/4"	18,8	37	15	35	44	34	10	299.920.0	17,8
Pg 29	1"	24,2	44	18	42	51	39	5	299.926.0	28,4
Pg 36	1.1/4"	31,6	44	18	56	61	-	5	299.935.0	52,0
Pg 42	1.1/2"	36,8	62	18	64	81	-	1	299.940.0	72,0
Pg 48	2"	48,0	69	18	77	91	-	1	299.950.0	124,0

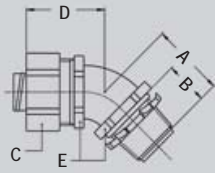


NPT straight fitting, male, galvanised steel (Including lock nut).



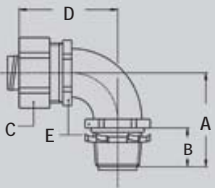
Thread	Sealtite Size (inch)	Min. Internal Bore (mm)	Dimensions in mm					Standard Package	Article Number	Weight (Kg/100)
			A	B	C	D	E			
NPT 1/2"	3/8"	10,4	37	15	26	-	24	25	298.012.0	6,8
NPT 1/2"	1/2"	13,7	37	15	29	-	27	25	298.016.0	7,3
NPT 3/4"	3/4"	18,8	38	15	35	-	33	25	298.020.0	10,6
NPT 1"	1"	24,2	44	18	42	-	40	5	298.026.0	15,6
NPT 1.1/4"	1.1/4"	31,6	54	18	56	-	55	5	298.035.0	18,4
NPT 1.1/2"	1.1/2"	36,8	60	18	64	-	61	1	298.040.0	27,0
NPT 2"	2"	48,0	64	18	77	-	77	1	298.050.0	78,0
NPT 2.1/2"	2.1/2"	58,5	86	27	92	-	-	1	298.063.0	154,0
NPT 3"	3"	72,0	94	30	108	-	-	1	298.075.0	206,0
NPT 4"	4"	95,0	102	32	133	-	-	1	298.099.0	298,0

NPT 45° fitting, male, galvanised steel
(including lock nut).



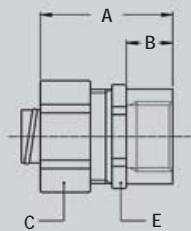
Thread	Sealtite Size (inch)	Min. Internal Bore (mm)	Dimensions in mm					Standard Package	Article Number	Weight (Kg/100)
			A	B	C	D	E			
NPT 1/2"	3/8"	10,4	22	15	26	29	24	25	298.412.0	8,2
NPT 1/2"	1/2"	13,7	24	15	29	29	27	25	298.416.0	8,2
NPT 3/4"	3/4"	18,8	27	15	35	32	32	25	298.420.0	13,6
NPT 1"	1"	24,2	30	18	42	37	-	5	298.426.0	22,4
NPT 1.1/4"	1.1/4"	31,6	38	18	56	46	-	5	298.435.0	46,4
NPT 1.1/2"	1.1/2"	36,8	44	18	64	55	-	1	298.440.0	73,0
NPT 2"	2"	48,0	51	18	77	58	-	1	298.450.0	106,0
NPT 2.1/2"	2.1/2"	58,5	91	27	92	91	-	1	298.463.0	346,0
NPT 3"	3"	72,0	110	30	108	110	-	1	298.475.0	450,0
NPT 4"	4"	95,0	118	32	133	118	-	1	298.499.0	820,0

NPT 90° fitting, male, galvanised steel
(including lock nut).



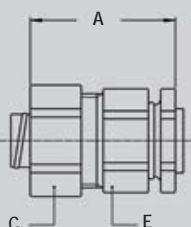
Thread	Sealtite Size (inch)	Min. Internal Bore (mm)	Dimensions in mm					Standard Package	Article Number	Weight (Kg/100)
			A	B	C	D	E			
NPT 1/2"	3/8"	10,4	32	15	26	36	27	25	298.912.0	10,6
NPT 1/2"	1/2"	13,7	32	15	29	36	27	25	298.916.0	11,0
NPT 3/4"	3/4"	18,8	37	15	35	44	34	10	298.920.0	17,2
NPT 1"	1"	24,2	44	18	42	51	40	5	298.926.0	26,4
NPT 1.1/4"	1.1/4"	31,6	46	18	56	58	-	5	298.935.0	52,8
NPT 1.1/2"	1.1/2"	36,8	62	18	64	81	-	1	298.940.0	87,0
NPT 2"	2"	48,0	67	18	77	91	-	1	298.950.0	128,0
NPT 2.1/2"	2.1/2"	58,5	183	27	92	215	-	1	298.963.0	382,0
NPT 3"	3"	72,0	220	30	108	258	-	1	298.975.0	500,0
NPT 4"	4"	95,0	287	32	133	327	-	1	298.999.0	980,0

NPT straight fitting, female, galvanised steel.



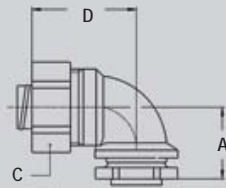
Thread	Sealtite Size (inch)	Min. Internal Bore (mm)	Dimensions in mm					Standard Package	Article Number	Weight (Kg/100)
			A	B	C	D	E			
NPT 1/2"	3/8"	10,4	33	11	26	-	24	25	298.612.0	5,9
NPT 1/2"	1/2"	13,7	34	11	29	-	27	25	298.616.0	6,4
NPT 3/4"	3/4"	18,8	36	12	35	-	33	25	298.620.0	9,6
NPT 1"	1"	24,2	42	15	42	-	40	5	298.626.0	14,0

STN straight boxconnector fitting,
galvanised steel.



For hole Min. - Max.	Sealtite Size (inch)	Min. Internal Bore (mm)	Dimensions in mm					Standard Package	Article Number	Weight (Kg/100)
			A	B	C	D	E			
22 - 25	3/8"	10,4	37	-	26	-	26	25	298.212.0	8,2
22 - 25	1/2"	13,7	37	-	29	-	27	25	298.216.0	9,1
28 - 31	3/4"	18,8	40	-	35	-	34	25	298.220.0	13,8
34 - 37	1"	23,8	45	-	42	-	40	5	298.226.0	18,8
43 - 47	1.1/4"	31,6	67	-	56	-	57	5	298.235.0	56,8
49 - 53	1.1/2"	36,8	67	-	64	-	68	1	298.240.0	84,0
61 - 66	2"	48,0	59	-	77	-	-	1	298.250.0	128,0

STN 90° boxconnector fitting, galvanised steel.



For hole	Sealtite	Min. Internal	Dimensions in mm					Standard	Article	Weight
Min. - Max.	Size (inch)	Bore (mm)	A	B	C	D	E	Package	Number	(Kg/100)
22 - 25	3/8"	10,4	-	-	26	-	-	25	298.812.0	9,6
22 - 25	1/2"	13,7	-	-	29	-	-	25	298.816.0	13,8
28 - 31	3/4"	18,8	-	-	35	-	-	10	298.820.0	16,4
34 - 37	1"	23,8	-	-	42	-	-	5	298.826.0	36,4

Grounding ferrule, galvanised steel.



Thread	Sealtite	Min. Internal	Dimensions in mm					Standard	Article	Weight
	Size (inch)	Bore (mm)	A	B	C	D	E	Package	Number	(Kg/100)
-	3/8"	10,4	-	-	-	-	-	50	297.212.0	1,3
-	1/2"	13,7	-	-	-	-	-	25	297.216.0	1,3
-	3/4"	18,8	-	-	-	-	-	25	297.220.0	1,4
-	1"	24,2	-	-	-	-	-	25	297.226.0	1,8
-	1.1/4"	31,6	-	-	-	-	-	5	297.235.0	2,0
-	1.1/2"	36,8	-	-	-	-	-	5	297.240.0	2,4
-	2"	48,0	-	-	-	-	-	5	297.250.0	2,8
-	2.1/2"	58,5	-	-	-	-	-	5	297.263.0	6,4
-	3"	72,0	-	-	-	-	-	5	297.275.0	7,2
-	4"	95,0	-	-	-	-	-	1	297.299.0	7,6

* From 1.1/4" the ferrule is made in aluminum

Lock nuts, NPT, galvanised steel, with "Tiger Grip".



Thread	Sealtite	Min. Internal	Dimensions in mm					Standard	Article	Weight
NPT	Size (inch)	Bore (mm)	A	B	C	D	E	Package	Number	(Kg/100)
NPT 1/2"	-	-	-	-	-	-	-	100	297.416.0	0,3
NPT 3/4"	-	-	-	-	-	-	-	100	297.420.0	0,3
NPT 1"	-	-	-	-	-	-	-	50	297.426.0	0,3
NPT 1.1/4"	-	-	-	-	-	-	-	50	297.435.0	0,4
NPT 1.1/2"	-	-	-	-	-	-	-	50	297.440.0	0,5
NPT 2"	-	-	-	-	-	-	-	25	297.450.0	0,7
NPT 2.1/2"	-	-	-	-	-	-	-	1	297.463.0	9,4
NPT 3"	-	-	-	-	-	-	-	1	297.475.0	-
NPT 4"	-	-	-	-	-	-	-	1	297.499.0	-

ANAMET
FITTINGS

ACCESSORIES



**CONDUIT SYSTEMS
FOR ELECTRICAL WIRES
AND CABLES:**

**ANACONDA SPECIAL
FITTINGS AND ACCESSORIES**

 **ANAMET EUROPE**
THE MANUFACTURER OF ANACONDA FITTINGS

**FITTING
SELECTION
TABLE**

Fitting selection table Anaconda special fittings.

Fitting	Material	Temperature (°C)		Thread size range			Shielding	Approvals			Protection	Page
		Min.	Max.	ISO	Pg	NPT		EMP	UL	CSA		
 Hummel adapter	Nickel plated brass	-45	+105	M25 x 1 M42 x 1	Pg 11	-	+++				IP 67	6-02
 Other makes	Nickel plated brass	-45	+105	M24x1	-	-	+++				IP 67	6-04
 Proximity switch	Nickel plated brass / polycarbonate	-45	+105	M8 x 1 M12 x 1 M18 x 1	-	-	-				IP 65	6-05
 Proximity switch	Polyamide PA6	-45	+105	M8 x 1 M12 x 1 M18 x 1 M30 x 1,5	-	-	-				IP 65	6-07
 Accessories	Nickel plated brass	-45	+105	-	-	-	-				-	6-08
 Accessories	Stainless steel AISI-304	-45	+105	-	-	-	-				-	6-15
 Accessories	Stainless steel AISI-316	-45	+105	-	-	-	-				-	6-17
 Accessories	Galvanised steel	-55	+300	-	-	-	-				-	6-18



Anaconda Adapter for Hummel power connectors.

This Anaconda nickel plated brass adapter has been designed specially for the Hummel power connector range. The 4 piece fitting in combination with the conduit and power connector makes a perfect fit. The design has been made in such a way that the clamping range of the power connector has been assured and that the connection on the conduit is IP 67 liquid-tight. Besides a combination with Anaconda Sealtite, also combinations with the other conduit types of the Anamet range are possible.



Material & Construction:

Construction: Nickel plated brass fitting, consisting of 4 parts (counter nut, clamping ring, ferrule and body).

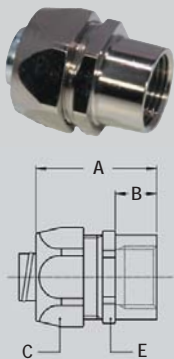
Material: Counternut, body and ferrule are nickel plated brass with exception of size 3/8" till 1" where the ferrule is from galvanised steel. Clamping ring is made from PA6.

Temperature: -45 °C till +105 °C continuous.

Protection class: Depending on the protection class of the conduit. Connection between the adapter and the power connector is IP 67 / IP 69 (Hummel specification).

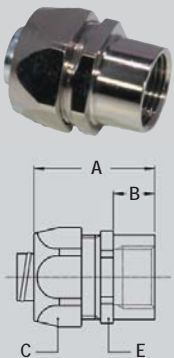
Colour: Metal.

Power connector adapter for *Anaconda Sealtite*, IP 67 (for conduit details see chapters 3 and 4).



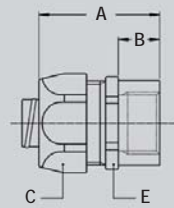
Thread	Sealtite Size	Hummel Range	Clamping Range (mm)	Dimensions in mm			Standard Package	Article Number	Weight (Kg/100)
				A	B	C			
Pg 11	5/16"	M16	2 - 7	-	-	-	10	810.303.2	4,8
Pg 11	3/8"	M16	8 - 10	-	-	-	10	810.304.1	4,8
M25 x 1	3/8"	M23	3 - 10	-	-	-	10	812.323.1	7,6
M25 x 1	1/2"	M23	7 - 13	-	-	-	10	812.327.1	7,6
M25 x 1	3/4"	M23	11 - 17	-	-	-	5	812.329.1	18,3
M42 x 1	1"	M40	13 - 23,5	-	-	-	5	812.338.1	31,8
M42 x 1	1.1/4"	M40	18 - 28	-	-	-	2	812.342.1	31,8

Power connector adapter for *Multiflex type SL/SLI*, IP 40 (for conduit details see chapter 1).



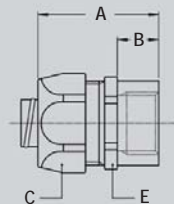
Thread	SL/SLI Size	Hummel Range	Clamping Range (mm)	Dimensions in mm			Standard Package	Article Number	Weight (Kg/100)
				A	B	C			
Pg 11	5/16"	M16	2 - 7	-	-	-	10	810.303.6	4,8
Pg 11	3/8"	M16	8 - 10	-	-	-	10	810.304.6	6,6
M25 x 1	3/8"	M23	3 - 10	-	-	-	10	812.323.6	9,4
M25 x 1	1/2"	M23	7 - 13	-	-	-	10	812.327.6	9,4
M25 x 1	3/4"	M23	11 - 17	-	-	-	5	812.329.6	21,3
M42 x 1	1"	M40	13 - 23,5	-	-	-	5	812.338.6	34,8
M42 x 1	1.1/4"	M40	18 - 28	-	-	-	2	812.342.6	34,6

Power connector adapter for *Multiflex type UIG/UI*, IP 40
(for conduit details see chapter 1).



Thread	UIG/UI Size	Hummel Range	Clamping Range (mm)	Dimensions in mm			Standard Package	Article Number	Weight (Kg/100)
				A	B	C			
Pg 11	5/16"	M16	2 - 7	-	-	-	10	810.303.7	6,2
Pg 11	3/8"	M16	8 - 10	-	-	-	10	810.304.7	6,4
M25 x 1	3/8"	M23	3 - 9,8	-	-	-	10	812.323.7	9,2
M25 x 1	1/2"	M23	7 - 13	-	-	-	10	812.327.7	9,4
M25 x 1	3/4"	M23	11 - 17	-	-	-	5	812.329.7	21,3
M42 x 1	1"	M40	13 - 22,8	-	-	-	5	812.338.7	34,4
M42 x 1	1.1/4"	M40	18 - 28	-	-	-	2	812.342.7	35,6

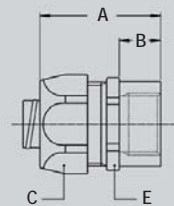
Power connector adapter for *Multitite type FCD/FCE*, IP 68
(for conduit details see chapter 2).



Thread	FCD/FCE Size	Hummel Range	Min. Internal Bore (mm)	Dimensions in mm			Standard Package	Article Number	Weight (Kg/100)
				A	B	C			
Pg 11	12	M 16	2 - 7	-	-	-	10	810.303.2*	4,8
Pg 11	16	M 16	8 - 10	-	-	-	10	810.304.5	4,8
M 25 x 1	16	M 23	3 - 11	-	-	-	10	812.323.5	7,6
M 25 x 1	20	M 23	7 - 13	-	-	-	10	812.327.5	7,6
M 25 x 1	25	M 23	11 - 17	-	-	-	5	812.329.5	18,3

* The Pg 11 for FCD 12 is IP 67 instead of IP 68.

Power connector adapter for *Hiprojacket Aero*, IP 54 / IP 67
(for conduit details see chapter 10).



Thread	Hiprojacket Size	Hummel Range	Clamping Range (mm)	Dimensions in mm			Standard Package	Article Number	Weight (Kg/100)
				A	B	C			
Pg 11	13	M16	8 - 10	-	-	-	10	810.304.1	4,8
M25 x 1	13	M23	3 - 10	-	-	-	10	812.323.1	7,6
M25 x 1	16	M23	7 - 13	-	-	-	10	812.327.1	7,6
M25 x 1	22	M23	11 - 17	-	-	-	5	812.329.1	18,3
M42 x 1	25	M40	13 - 23,5	-	-	-	5	812.338.1	31,8
M42 x 1	35	M40	18 - 28	-	-	-	2	812.342.1	31,8

Note: Additional clamp ring is necessary, see below.

Standard protection class: IP 54, additional sealed with Hiprosiltape, IP 67 is possible.

Clamping ring, zinc plated brass, for combination with
Hiprojacket Aero.



Hiprojacket Aero		Hummel Range	Fitting thread size			Standard Package	Article Number	Weight (Kg/100)
Size (mm)	Type		ISO	Pg	NPT			
13	HJ-08	M16	-	Pg 11	-	10	817.512.0	0,6
13	HJ-08	M23	M25 x 1	-	-	10	817.512.0	0,6
16	HJ-10	M23	M25 x 1	-	-	10	817.516.0	0,6
22	HJ-14	M23	M25 x 1	-	-	5	817.520.0	1,0
25	HJ-16	M40	M42 x 1	-	-	5	817.526.0	1,2
35	HJ-22	M40	M42 x 1	-	-	2	817.535.0	2,8

ANACONDA
SPECIAL
FITTINGS

POWER
CONNECTOR
ADAPTER



Anaconda adapter for various makes power connectors.

This Anaconda nickel plated brass adapter has been designed specially for other makes than Hummel power connectors. The 4 piece fitting in combination with the conduit and power connector makes a perfect fit. The design has been made in such a way that the clamping range of the power connector has been assured and that the connection on the conduit is IP 67 liquid-tight. Besides a combination with Anaconda Sealtite, also combinations with the other conduit types of the Anamet range are possible.

Material & Construction:

Construction: Nickel plated brass fitting, consisting of 4 parts (counter nut, clamping ring, ferrule and body).

Material: Counter nut, body and ferrule are nickel plated brass with exception of size 3/8" till 1" where the ferrule is from galvanised steel. Clamping ring is made from PA6.

Temperature: -45 °C till +105 °C continuous.

Protection class: Depending on the protection class of the conduit. Connection between the adapter and the power connector is IP 67 / IP 69 (depending on makers specification).

Colour: Metal.

Power connector adapter for *Anaconda Sealtite*, IP 67 (for conduit details see chapters 3 and 4).



Thread	Sealtite Size	Makers Range	Clamping Range (mm)	Dimensions in mm			Standard Package	Article Number	Weight (Kg/100)
				A	B	C			
M24 x 1	3/8"	-	3 - 10	-	-	-	10	812.322.1	7,6
M24 x 1	1/2"	-	7 - 13	-	-	-	10	812.326.1	9,0

Power connector adapter for *Multiflex type SL/SLI*, IP 40 (for conduit details see chapter 1).



Thread	SL/SLI Size	Makers Range	Clamping Range (mm)	Dimensions in mm			Standard Package	Article Number	Weight (Kg/100)
				A	B	C			
M24 x 1	3/8"	-	3 - 10	-	-	-	10	812.322.6	9,4
M24 x 1	1/2"	-	7 - 13	-	-	-	10	812.326.6	9,4

Power connector adapter for *Multiflex type UIG/UI*, IP 40 (for conduit details see chapter 1).




Thread	UIG/UI Size	Makers Range	Clamping Range (mm)	Dimensions in mm			Standard Package	Article Number	Weight (Kg/100)
				A	B	C			
M24 x 1	3/8"	-	3 - 9,8	-	-	-	10	812.322.7	9,2
M24 x 1	1/2"	-	7 - 13	-	-	-	10	812.326.7	9,4

Power connector adapter for *Multitite type FCD/FCE*, IP 68 (for conduit details see chapter 2).



Thread	FCD/FCE Size	Makers Range	Min. Internal Bore (mm)	Dimensions in mm			Standard Package	Article Number	Weight (Kg/100)
				A	B	C			
M24 x 1	16	-	3 - 11	-	-	-	10	812.322.5	7,6
M24 x 1	20	-	7 - 13	-	-	-	10	812.326.5	9,0



Anaconda adapter for Pepperl + Fuchs proximity switches.

These proximity switch adapters are specially developed for the new generation type of adapters (extra connection at the switch). The adapter is made from poly-carbonate so the light diodes are visible, while the switch is functioning. The construction is impact- and scratch-resistant. Due to the universal construction they are easy to connect in combination with almost all Anamet conduits. Also connection with the direct cable-switch connectors (old type proximity switches) is possible.

Material & Construction:

Construction: Nickel plated brass fitting, consisting of 5 parts (counter nut, clamping ring, ferrule, body and holder).

Material: Counter nut, body and ferrule are nickel plated brass with exception of size 3/8" till 1" where the ferrule is from galvanised steel. Clamping ring is made from PA6. The holder is made from poly-carbonate and impact and scratch resistant.

Temperature: -45 °C till +105 °C continuous.

Protection class: Depending on the protection class of the conduit. Connection between the adapter and the power connector is IP 65.

Colour: Metal, with transparent holder.

ANACONDA SPECIAL FITTINGS

PROXIMITY SWITCH ADAPTER

Proximity switch adapter for *Anaconda Sealtite*, IP 65 (for conduit details see chapters 3 and 4).



Thread	Sealtite Inside Size	Makers Range	Min. Internal Bore (mm)	Dimensions in mm			Standard Package	Article Number	Weight (Kg/100)
				A	B	C			
M8 x 1	1/4"	-	5,2	-	-	-	10	883.308.0	3,0
M8 x 1	5/16"	-	8,3	-	-	-	10	883.310.0	3,4
M12 x 1	1/4"	-	5,2	-	-	-	10	883.312.0	3,0
M12 x 1	5/16"	-	8,3	-	-	-	10	883.316.0	3,4
M18 x 1	1/4"	-	5,2	-	-	-	10	883.314.0	3,0
M18 x 1	5/16"	-	8,3	-	-	-	10	883.318.0	3,4

Proximity switch adapter for *Multiflex type SL/SLI*, IP 40 (for conduit details see chapter 1).



Thread	SL/SLI Inside Size	Makers Range	Min. Internal Bore (mm)	Dimensions in mm			Standard Package	Article Number	Weight (Kg/100)
				A	B	C			
M8 x 1	1/4"	-	5,2	-	-	-	10	883.308.6	3,4
M8 x 1	5/16"	-	8,3	-	-	-	10	883.310.6	4,0
M12 x 1	1/4"	-	5,2	-	-	-	10	883.312.6	3,4
M12 x 1	5/16"	-	8,3	-	-	-	10	883.316.6	4,0
M18 x 1	1/4"	-	5,2	-	-	-	10	883.314.6	3,4
M18 x 1	5/16"	-	8,3	-	-	-	10	883.318.6	4,0

Proximity switch adapter for *Multiflex type UI-CAP*, IP 40
(for conduit details see chapter 1).



Thread Inside	UI-CAP Size	Makers Range	Min. Internal Bore (mm)	Dimensions in mm			Standard Package	Article Number	Weight (Kg/100)
				A	B	C			
M8 x 1	6,0	-	5,2	-	-	-	10	883.308.7	3,4
M8 x 1	9,5	-	8,0	-	-	-	10	883.310.7	4,0
M12 x 1	6,0	-	5,2	-	-	-	10	883.312.7	3,4
M12 x 1	9,5	-	8,0	-	-	-	10	883.316.7	4,0
M18 x 1	6,0	-	5,2	-	-	-	10	883.314.7	3,4
M18 x 1	9,5	-	8,0	-	-	-	10	883.318.7	4,0


Proximity switch adapter for *Multitite type FCD/FCE*,
IP 65 (for conduit details see chapter 2).



Thread Inside	FCD/FCE Size	Makers Range	Min. Internal Bore (mm)	Dimensions in mm			Standard Package	Article Number	Weight (Kg/100)
				A	B	C			
M8 x 1	12	-	8,3	-	-	-	10	883.310.0	3,0
M12 x 1	12	-	8,3	-	-	-	10	883.316.0	3,0
M18 x 1	12	-	8,3	-	-	-	10	883.318.0	3,0

ANACONDA
SPECIAL
FITTINGS

PROXIMITY
SWITCH
ADAPTER



Adapter for various makes old version proximity switches.

These proximity switch adapters are used in combination with the old type of adapters (fixed wiring connection). Due to the construction they are easy to connect in combination with Sealtite conduit. Other combinations are not possible.

Material & Construction:

Construction: Polyamide fitting, consisting of 4 parts (counter nut, clamping ring, ferrule, and body).

Material: Counter nut, body and clamping ring are PA6. Ferrule is made of brass.

Temperature: -45 °C till +105 °C continuous.

Protection class: IP 65 (dust-proof, water-protected).

Colour: White.

**ANACONDA
SPECIAL
FITTINGS**

Proximity switch adapter for *Anaconda Sealtite*, IP 65 (for conduit details see chapters 3 and 4).



Thread	Sealtite Size	Makers Range	Min. Internal Bore (mm)	Dimensions in mm			Standard Package	Article Number	Weight (Kg/100)
				A	B	C			
M8 x 1	1/4"	-	5,2	-	-	-	25	883.208.0	0,8
M12 x 1	5/16"	-	8,3	-	-	-	25	883.212.0	1,2
M18 x 1	5/16"	-	8,3	-	-	-	25	883.218.0	1,4
M30 x 1,5	5/16"	-	8,3	-	-	-	25	883.230.0	2,8
ID 20 mm	5/16"	-	8,3	-	-	-	25	883.320.0	2,0
ID 34 mm	5/16"	-	8,3	-	-	-	25	883.334.0	3,0

**PROXIMITY
SWITCH
ADAPTER**



Grounding ferrule, galvanised steel



Thread	Sealtite	Min. Internal Bore (mm)	Dimensions in mm					Standard Package	Article Number	Weight (Kg/100)
	Size (inch)		A	B	C	D	E			
-	3/8"	11,0	-	-	-	-	-	50	815.011.2	0,4
-	1/2"	14,5	-	-	-	-	-	50	815.016.2	0,5
-	3/4"	19,4	-	-	-	-	-	25	815.021.2	0,7
-	1"	24,7	-	-	-	-	-	25	815.029.2	1,1
-	1.1/4"	33,3	-	-	-	-	-	10	815.036.2	1,5
-	1.1/2"	38,0	-	-	-	-	-	10	815.042.2	2,1
-	2"	49,0	-	-	-	-	-	10	815.048.2	3,2



Grounding ferrule, nickel plated brass.



Thread	Sealtite	Min. Internal Bore (mm)	Dimensions in mm					Standard Package	Article Number	Weight (Kg/100)
	Size (inch)		A	B	C	D	E			
-	1/4"	5,2	-	-	-	-	-	10	815.006.0	0,4
-	5/16"	8,3	-	-	-	-	-	10	815.010.0	0,8
-	3/8"	10,2	-	-	-	-	-	10	815.011.3	0,6
-	1/2"	13,9	-	-	-	-	-	10	815.016.3	0,8
-	3/4"	18,5	-	-	-	-	-	5	815.021.3	1,4
-	1"	23,8	-	-	-	-	-	5	815.029.3	2,8
-	1.1/4"	31,8	-	-	-	-	-	2	815.036.3	6,0
-	1.1/2"	36,8	-	-	-	-	-	2	815.042.3	6,8
-	2"	47,8	-	-	-	-	-	2	815.048.3	8,8



Grounding ferrule, zinc plated steel.



Thread	Sealtite	Min. Internal Bore (mm)	Dimensions in mm					Standard Package	Article Number	Weight (Kg/100)
	Size (inch)		A	B	C	D	E			
-	3/8"	10,2	-	-	-	-	-	10	815.011.0	0,4
-	1/2"	13,9	-	-	-	-	-	10	815.016.0	0,6
-	3/4"	18,5	-	-	-	-	-	5	815.021.0	0,8
-	1"	23,8	-	-	-	-	-	5	815.029.0	1,4

**ANACONDA
FITTINGS**

ACCESSORIES



Neoprene Sealing gasket for ISO



Thread	Thread	Thread	Dimensions in mm					Standard	Article	Weight
ISO	Pg	NPT	A	B	C	D	E	Package	Number	(Kg/100)
M16 x 1,5	-	-	1,2	-	20	14	-	100	815.416.0	0,03
M20 x 1,5	-	-	1,2	-	24	18	-	100	815.420.0	0,03
M25 x 1,5	-	-	1,2	-	30	23	-	50	815.425.0	0,05
M32 x 1,5	-	-	1,2	-	40	30	-	50	815.432.0	0,11
M40 x 1,5	-	-	1,2	-	48	38	-	50	815.440.0	0,15
M50 x 1,5	-	-	1,2	-	58	48	-	50	815.450.0	0,19
M63 x 1,5	-	-	1,2	-	75	61	-	50	815.463.0	0,33



Neoprene Sealing gasket for Pg / NPT.



Thread	Thread	Thread	Dimensions in mm					Standard	Article	Weight
ISO	Pg	NPT	A	B	C	D	E	Package	Number	(Kg/100)
-	Pg 7	-	1,2	-	17	11,5	-	100	815.507.0	0,03
-	Pg 9	-	1,2	-	20	14	-	100	815.509.0	0,03
-	Pg 11	-	1,2	-	23	17	-	100	815.511.0	0,03
-	Pg 13,5	-	1,2	-	25	19	-	100	815.513.0	0,04
-	Pg 16	NPT 1/2"	1,2	-	27	21	-	100	815.516.0	0,05
-	Pg 21	NPT 3/4"	1,2	-	34	26,5	-	50	815.521.0	0,07
-	Pg 29	NPT 1"	1,2	-	45	35	-	50	815.529.0	0,13
-	Pg 36	NPT 1.1/4"	1,2	-	56	45	-	50	815.536.0	0,19
-	Pg 42	NPT 1.1/2"	1,2	-	67	52	-	50	815.542.0	0,30
-	Pg 48	NPT 2"	1,2	-	72	58	-	50	815.548.0	0,34

ANACONDA FITTINGS



NPT flatseal, NBR Rubber




Thread	Sealite	Min. Internal	Dimensions in mm					Standard	Article	Weight
	Size (inch)	Bore (mm)	A	B	C	D	E	Package	Number	(Kg/100)
NPT 1/2"	1/2"	-	-	-	-	-	-	50	815.616.0	0,03
NPT 3/4"	3/4"	-	-	-	-	-	-	25	815.620.0	0,05
NPT 1"	1"	-	-	-	-	-	-	25	815.626.0	0,11
NPT 1.1/4"	1.1/4"	-	-	-	-	-	-	10	815.635.0	0,15
NPT 1.1/2"	1.1/2"	-	-	-	-	-	-	10	815.640.0	0,19
NPT 2"	2"	-	-	-	-	-	-	10	815.650.0	0,33

ACCESSORIES




Lock nuts, nickel plated brass, ISO.



Thread ISO	Seallite Size (inch)	Min. Internal Bore (mm)	Dimensions in mm					Standard Package	Article Number	Weight (Kg/100)
			A	B	C	D	E			
M12 x 1,5	-	-	3,0	-	15	-	-	50	880.112.0	0,3
M16 x 1,5	-	-	2,8	-	19	-	-	50	880.116.0	0,4
M20 x 1,5	-	-	3,5	-	24	-	-	50	880.120.0	0,6
M25 x 1,5	-	-	3,5	-	30	-	-	25	880.125.0	0,9
M32 x 1,5	-	-	4,5	-	35	-	-	20	880.132.0	2,2
M40 x 1,5	-	-	4,5	-	45	-	-	10	880.140.0	3,2
M50 x 1,5	-	-	5,5	-	55	-	-	10	880.150.0	5,0
M63 x 1,5	-	-	6,0	-	70	-	-	5	880.163.0	5,6



Lock nuts, nickel plated brass, Pg.



Thread Pg	Seallite Size (inch)	Min. Internal Bore (mm)	Dimensions in mm					Standard Package	Article Number	Weight (Kg/100)
			A	B	C	D	E			
Pg 7	-	-	2,9	-	15	-	-	50	880.007.0	0,2
Pg 9	-	-	2,9	-	18	-	-	50	880.009.0	0,2
Pg 11	-	-	2,9	-	21	-	-	50	880.011.0	0,3
Pg 13,5	-	-	3,1	-	23	-	-	50	880.013.0	0,4
Pg 16	-	-	3,1	-	26	-	-	50	880.016.0	0,5
Pg 21	-	-	3,6	-	32	-	-	20	880.021.0	0,8
Pg 29	-	-	4,1	-	41	-	-	20	880.029.0	1,4
Pg 36	-	-	5,1	-	51	-	-	10	880.036.0	2,1
Pg 42	-	-	5,1	-	60	-	-	5	880.042.0	3,6
Pg 48	-	-	5,6	-	64	-	-	5	880.048.0	4,1



Lock nuts, nickel plated brass, NPT.



Thread NPT	Seallite Size (inch)	Min. Internal Bore (mm)	Dimensions in mm					Standard Package	Article Number	Weight (Kg/100)
			A	B	C	D	E			
NPT 1/2"	-	-	5,0	-	24	-	-	50	880.216.0	0,9
NPT 3/4"	-	-	7,0	-	30	-	-	20	880.220.0	1,9
NPT 1"	-	-	7,0	-	36	-	-	20	880.226.0	2,3
NPT 1.1/4"	-	-	-	-	-	-	-	20	880.235.0	3,4
NPT 1.1/2"	-	-	-	-	-	-	-	10	880.240.0	4,4
NPT 2"	-	-	-	-	-	-	-	10	880.250.0	5,4

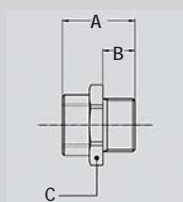


NPT locknut, galvanised steel



Thread	Seallite Size (inch)	Min. Internal Bore (mm)	Dimensions in mm					Standard Package	Article Number	Weight (Kg/100)
			A	B	C	D	E			
NPT 1/2"	1/2"	-	-	-	-	-	-	100	880.316.0	0,5
NPT 3/4"	3/4"	-	-	-	-	-	-	50	880.320.0	0,8
NPT 1"	1"	-	-	-	-	-	-	50	880.326.0	1,3
NPT 1.1/4"	1.1/4"	-	-	-	-	-	-	20	880.335.0	1,8
NPT 1.1/2"	1.1/2"	-	-	-	-	-	-	20	880.340.0	2,2
NPT 2"	2"	-	-	-	-	-	-	20	880.350.0	2,8

Pg / Pg enlargers, nickel plated brass.



Outside Thread	Inside Thread	Min. Internal Bore (mm)	Dimensions in mm					Standard Package	Article Number	Weight (Kg/100)
			A	B	C	D	E			
Pg 7	Pg 9	-	15	5	17	-	-	50	882.009.0	0,7
Pg 9	Pg 11	-	16,5	6	20	-	-	50	882.011.0	0,9
Pg 9	Pg 13,5	-	17,5	6	22	-	-	50	882.012.0	1,1
Pg 11	Pg 13,5	-	17,5	6	22	-	-	50	882.013.0	1,2
Pg 11	Pg 16	-	19	6,5	24	-	-	25	882.016.0	1,2
Pg 13,5	Pg 16	-	18,5	6	24	-	-	25	882.017.0	1,3
Pg 13,5	Pg 21	-	21	6,5	30	-	-	20	882.018.0	2,3
Pg 16	Pg 21	-	21	6,5	30	-	-	20	882.021.0	2,4
Pg 21	Pg 29	-	23	7	39	-	-	15	882.029.0	3,7
Pg 29	Pg 36	-	28	8	50	-	-	10	882.036.0	7,4
Pg 36	Pg 42	-	31	9	57	-	-	10	882.042.0	9,3
Pg 42	Pg 48	-	33	10	64	-	-	10	882.048.0	14,7

ANACONDA FITTINGS



A

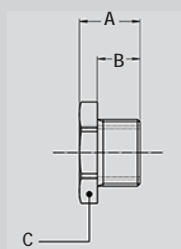


B

Pg / ISO adapter, nickel plated brass.

Outside Thread	Inside Thread	Type	Dimensions in mm					Standard Package	Article Number	Weight (Kg/100)
			A	B	C	D	E			
Pg 11	M16 x 1,5	A	11	6,5	22	-	-	50	882.111.0	1,3
Pg 16	M20 x 1,5	A	16	7	27	-	-	50	882.116.0	3,2
Pg 21	M25 x 1,5	B	13	8	32	-	-	20	882.121.0	3,8
Pg 29	M32 x 1,5	B	14	8,5	40	-	-	20	882.129.0	8,0
Pg 36	M40 x 1,5	B	15	8,5	55	-	-	10	882.136.0	12,4
Pg 48	M50 x 1,5	B	17	10	65	-	-	5	882.148.0	17,2

ACCESSORIES

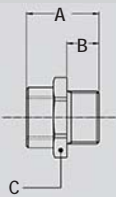


Pg / Pg reducer, nickel plated brass.

Outside Thread	Inside Thread	Min. Internal Bore (mm)	Dimensions in mm					Standard Package	Article Number	Weight (Kg/100)
			A	B	C	D	E			
Pg 9	Pg 7	-	8	5	17	-	-	100	881.007.0	0,4
Pg 11	Pg 7	-	9	6	19	-	-	100	881.008.0	0,7
Pg 11	Pg 9	-	9	6	19	-	-	100	881.009.0	0,9
Pg 13,5	Pg 9	-	9	6	21	-	-	100	881.010.0	0,9
Pg 13,5	Pg 11	-	9	6	21	-	-	100	881.011.0	0,9
Pg 16	Pg 11	-	9	6	23	-	-	100	881.012.0	0,9
Pg 16	Pg 13,5	-	9	6	23	-	-	100	881.013.0	1,2
Pg 21	Pg 13,5	-	10	7	29	-	-	50	881.015.0	2,1
Pg 21	Pg 16	-	10	7	29	-	-	50	881.016.0	1,8
Pg 29	Pg 21	-	11	8	39	-	-	25	881.021.0	3,7
Pg 36	Pg 29	-	11	8	50	-	-	25	881.029.0	5,7
Pg 42	Pg 36	-	14	10	64	-	-	25	881.036.0	6,5
Pg 48	Pg 42	-	14	10	64	-	-	25	881.042.0	7,7



ISO / ISO enlarger, nickel plated brass.



Outside Thread	Inside Thread	Min. Internal Bore (mm)	Dimensions in mm					Standard Package	Article Number	Weight (Kg/100)
			A	B	Ø C	D	E			
M12 x 1,5	M16 x 1,5	-	15	5	18	-	-	50	881.216.0	1,2
M16 x 1,5	M20 x 1,5	-	18	6	22	-	-	50	881.220.0	1,5
M20 x 1,5	M25 x 1,5	-	19	7	27	-	-	50	881.225.0	2,5
M25 x 1,5	M32 x 1,5	-	21	8	34	-	-	20	881.232.0	2,9
M32 x 1,5	M40 x 1,5	-	23	8	42	-	-	20	881.240.0	4,5
M40 x 1,5	M50 x 1,5	-	31	9	53	-	-	10	881.250.0	7,7
M50 x 1,5	M63 x 1,5	-	24	10	65	-	-	5	881.263.0	7,8



ISO / Pg adapter, nickel plated brass.



A



B

Outside Thread	Inside Thread	Type	Dimensions in mm					Standard Package	Article Number	Weight (Kg/100)
			A	B	C	D	E			
M12 x 1,5	Pg 7	A	17	7	14	-	-	100	881.107.0	0,8
M16 x 1,5	Pg 9	A	18	7	18	-	-	50	881.109.0	0,9
M20 x 1,5	Pg 11	A	18	7	22	-	-	50	881.111.0	1,6
M25 x 1,5	Pg 16	A	22	8	27	-	-	50	881.116.0	2,6
M32 x 1,5	Pg 21	A	24	9	34	-	-	20	881.121.0	4,0
M40 x 1,5	Pg 29	B	14	9	42	-	-	10	881.129.0	8,6
M50 x 1,5	Pg 36	B	16	10	52	-	-	10	881.136.0	12,3
M63 x 1,5	Pg 48	A	33	11	65	-	-	1	881.148.0	22,5



ISO / ISO reducer, nickel plated brass.



Outside Thread	Inside Thread	Min. Internal Bore (mm)	Dimensions in mm					Standard Package	Article Number	Weight (Kg/100)
			A	B	C	D	E			
M16 x 1,5	M12 x 1,5	-	10	7	20	-	-	50	882.212.0	1,2
M20 x 1,5	M16 x 1,5	-	10	7	24	-	-	50	882.216.0	1,5
M25 x 1,5	M20 x 1,5	-	12	8	30	-	-	20	882.220.0	2,6
M32 x 1,5	M25 x 1,5	-	13	9	36	-	-	20	882.225.0	4,5
M40 x 1,5	M32 x 1,5	-	13	9	42	-	-	10	882.232.0	6,9
M50 x 1,5	M40 x 1,5	-	15	10	55	-	-	5	882.240.0	11,8
M63 x 1,5	M50 x 1,5	-	18	11	70	-	-	1	882.250.0	22,1

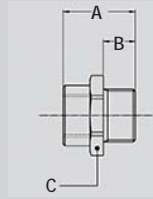


NPT / Pg adapter, nickel plated brass.



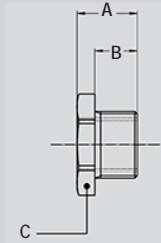
Outside Thread	Inside Thread	Min. Internal Bore (mm)	Dimensions in mm					Standard Package	Article Number	Weight (Kg/100)
			A	B	C	D	E			
NPT 1/2"	Pg 9	-	-	-	-	-	-	50	882.309.0	2,9
NPT 1/2"	Pg 11	-	-	-	-	-	-	50	882.311.0	2,9
NPT 1/2"	Pg 13,5	-	-	-	-	-	-	50	882.313.0	3,2
NPT 1/2"	Pg 16	-	-	-	-	-	-	50	882.316.0	3,3
NPT 3/4"	Pg 21	-	-	-	-	-	-	50	882.321.0	8,0
NPT 1"	Pg 21	-	-	-	-	-	-	20	882.326.0	11,6
NPT 1"	Pg 29	-	-	-	-	-	-	20	882.329.0	13,8
NPT 1.1/4"	Pg 29	-	-	-	-	-	-	20	882.330.0	20,2
NPT 1.1/4"	Pg 36	-	-	-	-	-	-	10	882.336.0	22,3
NPT 1.1/2"	Pg 36	-	-	-	-	-	-	10	882.340.0	22,5
NPT 1.1/2"	Pg 42	-	-	-	-	-	-	5	882.342.0	23,8
NPT 2"	Pg 48	-	-	-	-	-	-	5	882.348.0	24,1

Pg / NPT adapter, nickel plated brass.



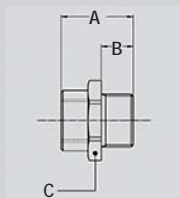
Outside Thread	Inside Thread	Min. Internal Bore (mm)	Dimensions in mm					Standard Package	Article Number	Weight (Kg/100)
			A	B	C	D	E			
Pg 9	NPT 1/2"	-	-	-	-	-	-	50	882.410.0	3,1
Pg 11	NPT 3/8"	-	-	-	-	-	-	50	882.411.0	3,1
Pg 11	NPT 1/2"	-	-	-	-	-	-	50	882.412.0	2,8
Pg 13,5	NPT 1/2"	-	-	-	-	-	-	50	882.413.0	2,8
Pg 16	NPT 1/2"	-	-	-	-	-	-	50	882.416.0	3,8
Pg 21	NPT 3/4"	-	-	-	-	-	-	20	882.420.0	3,8
Pg 29	NPT 1.1/4"	-	-	-	-	-	-	20	882.435.0	8,0
Pg 36	NPT 1.1/2"	-	-	-	-	-	-	10	882.440.0	17,0
Pg 48	NPT 2"	-	-	-	-	-	-	5	882.450.0	22,0

NPT / ISO adapter, nickel plated brass.



Outside Thread	Inside Thread	Min. Internal Bore (mm)	Dimensions in mm					Standard Package	Article Number	Weight (Kg/100)
			A	B	C	D	E			
NPT 1/2"	M16 x 1,5	-	-	-	-	-	-	50	882.516.0	3,1
NPT 1/2"	M20 x 1,5	-	-	-	-	-	-	50	882.520.0	3,2
NPT 1/2"	M25 x 1,5	-	-	-	-	-	-	50	882.522.0	2,8
NPT 3/4"	M20 x 1,5	-	-	-	-	-	-	50	882.524.0	4,7
NPT 3/4"	M25 x 1,5	-	-	-	-	-	-	50	882.525.0	8,9
NPT 3/4"	M32 x 1,5	-	-	-	-	-	-	10	882.527.0	9,0
NPT 1"	M25 x 1,5	-	-	-	-	-	-	20	882.528.0	9,2
NPT 1"	M32 x 1,5	-	-	-	-	-	-	20	882.532.0	12,0
NPT 1.1/4"	M25 x 1,5	-	-	-	-	-	-	20	882.536.0	20,0
NPT 1.1/4"	M32 x 1,5	-	-	-	-	-	-	10	882.538.0	22,0
NPT 1.1/4"	M40 x 1,5	-	-	-	-	-	-	20	882.540.0	28,0
NPT 1.1/2"	M40 x 1,5	-	-	-	-	-	-	1	882.548.0	36,0
NPT 1.1/2"	M50 x 1,5	-	-	-	-	-	-	1	882.550.0	40,0
NPT 1.1/2"	M63 x 1,5	-	-	-	-	-	-	1	882.552.0	44,0
NPT 2"	M50 x 1,5	-	-	-	-	-	-	1	882.560.0	-
NPT 2"	M63 x 1,5	-	-	-	-	-	-	1	882.563.0	-

ISO / NPT adapter, nickel plated brass.



Outside Thread	Inside Thread	Min. Internal Bore (mm)	Dimensions in mm					Standard Package	Article Number	Weight (Kg/100)
			A	B	C	D	E			
M16 x 1,5	NPT 1/2"	-	-	-	-	-	-	50	882.612.0	3,8
M20 x 1,5	NPT 1/2"	-	-	-	-	-	-	50	882.616.0	8,9
M25 x 1,5	NPT 3/4"	-	-	-	-	-	-	20	882.620.0	7,3
M32 x 1,5	NPT 1"	-	-	-	-	-	-	10	882.626.0	7,5

90° elbow, ISO, inside / outside thread, nickel plated brass.

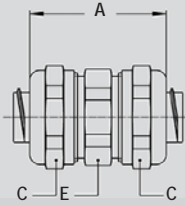


Outside Thread	Inside Thread	Min. Internal Bore (mm)	Dimensions in mm					Standard Package	Article Number	Weight (Kg/100)
			A	B	C	D	E			
M16 x 1,5	M16 x 1,5	-	-	-	-	-	-	10	783.016.0	6,0
M20 x 1,5	M20 x 1,5	-	-	-	-	-	-	10	783.020.0	10,0
M25 x 1,5	M25 x 1,5	-	-	-	-	-	-	5	783.025.0	16,0
M32 x 1,5	M32 x 1,5	-	-	-	-	-	-	5	783.032.0	26,0

ANACONDA
FITTINGS

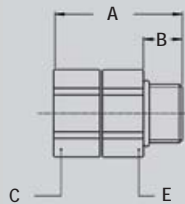
ACCESSORIES

Conduit connector, nickel plated brass, IP 67



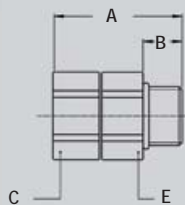
Seallite	Seallite	Min. Internal	Dimensions in mm					Standard	Article	Weight
Size (inch)	Size (inch)	Bore (mm)	A	B	C	D	E	Package	Number	(Kg/100)
3/8"	5/16"	8,3	41	-	26	-	24	10	784.010.0	7,4
3/8"	3/8"	10,4	41	-	26	-	24	10	784.012.0	7,4
1/2"	1/2"	13,8	45	-	29	-	27	10	784.016.0	8,8
3/4"	3/4"	18,5	48	-	35	-	33	5	784.020.0	13,0
1"	1"	23,8	53	-	45	-	44	5	784.026.0	25,2
1.1/4"	1.1/4"	31,9	58	-	53	-	50	2	784.035.0	32,6
1.1/2"	1.1/2"	36,9	69	-	62	-	58	2	784.040.0	52,4
2"	2"	47,9	78	-	76	-	72	2	784.050.0	76,3

Swivel adapter, ISO, inside / outside thread, nickel plated brass, IP 54.



Outside	Inside	Min. Internal	Dimensions in mm					Standard	Article	Weight
Thread	Thread	Bore (mm)	A	B	C	D	E	Package	Number	(Kg/100)
M16 x 1,5	M16 x 1,5	8,5	39	10	21	-	21	10	885.216.0	6,2
M20 x 1,5	M20 x 1,5	12,0	42	10	25	-	25	10	885.220.0	9,2
M25 x 1,5	M25 x 1,5	17,5	42	10	31	-	31	5	885.225.0	11,2
M32 x 1,5	M32 x 1,5	22,5	45	12	38	-	38	5	885.232.0	17,2
M40 x 1,5	M40 x 1,5	28,0	54	14	48	-	48	2	885.240.0	36,8

Swivel adapter, ISO, inside / outside thread, nickel plated brass, IP 67.



Outside	Inside	Min. Internal	Dimensions in mm					Standard	Article	Weight
Thread	Thread	Bore (mm)	A	B	C	D	E	Package	Number	(Kg/100)
M16 x 1,5	M16 x 1,5	10,4	42	12	22	-	22	10	885.216.1	6,8
M20 x 1,5	M20 x 1,5	13,9	44	13	27	-	27	10	885.220.1	10,2
M25 x 1,5	M25 x 1,5	17,4	48	15	33	-	33	5	885.225.1	16,0
M32 x 1,5	M32 x 1,5	23,4	48	15	40	-	40	5	885.232.1	21,0
M40 x 1,5	M40 x 1,5	29,4	51	16	48	-	48	2	885.240.1	30,8

Neoprene, end cap, with strain relief, IP 54.



Thread	Seallite	Clamping	Dimensions in mm					Standard	Article	Weight
	Size (inch)	Range (mm)	A	B	C	D	E	Package	Number	(Kg/100)
-	3/8"	4 - 9	33	-	-	-	-	3000	266.812.0	0,3
-	1/2"	5 - 12	34	-	-	-	-	2400	266.817.0	0,6
-	3/4"	7 - 17	47	-	-	-	-	1200	266.823.0	1,1
-	1"	9 - 20	48	-	-	-	-	800	266.829.0	1,4
-	1.1/4"	16 - 30	47	-	-	-	-	800	266.836.0	1,9

ANACONDA
FITTINGS

ACCESSORIES

Grounding ferrule, stainless steel AISI-304



Thread	Sealtite	Min. Internal Bore (mm)	Dimensions in mm					Standard Package	Article Number	Weight (Kg/100)
	Size (inch)		A	B	C	D	E			
-	3/8"	11,0	-	-	-	-	-	50	815.011.5	0,4
-	1/2"	14,5	-	-	-	-	-	50	815.016.5	0,5
-	3/4"	19,4	-	-	-	-	-	25	815.021.5	0,7
-	1"	24,7	-	-	-	-	-	25	815.029.5	1,1
-	1.1/4"	33,3	-	-	-	-	-	10	815.036.5	1,5
-	1.1/2"	38,0	-	-	-	-	-	10	815.042.5	2,1
-	2"	49,0	-	-	-	-	-	10	815.048.5	3,2

Grounding ferrule, nickel plated brass.



Thread	Sealtite	Min. Internal Bore (mm)	Dimensions in mm					Standard Package	Article Number	Weight (Kg/100)
	Size (inch)		A	B	C	D	E			
-	5/16"	8,3	-	-	-	-	-	10	815.010.0	0,8
-	3/8"	10,2	-	-	-	-	-	10	815.011.3	0,6
-	1/2"	13,9	-	-	-	-	-	10	815.016.3	0,8
-	3/4"	18,5	-	-	-	-	-	5	815.021.3	1,4
-	1"	23,8	-	-	-	-	-	5	815.029.3	2,8
-	1.1/4"	31,8	-	-	-	-	-	2	815.036.3	6,0
-	1.1/2"	36,8	-	-	-	-	-	2	815.042.3	6,8
-	2"	47,8	-	-	-	-	-	2	815.048.3	8,8

Grounding ferrule, stainless steel (AISI-316).



Thread	Sealtite	Min. Internal Bore (mm)	Dimensions in mm					Standard Package	Article Number	Weight (Kg/100)
	Size (inch)		A	B	C	D	E			
-	3/8"	10,2	-	-	-	-	-	10	815.011.9	0,7
-	1/2"	13,9	-	-	-	-	-	10	815.016.9	1,0
-	3/4"	18,5	-	-	-	-	-	5	815.021.9	1,7

Neoprene Sealing gasket for ISO / Pg / NPT.



Thread ISO	Thread Pg	Thread NPT	Dimensions in mm					Standard Package	Article Number	Weight (Kg/100)
			A	B	C	D	E			
M16 x 1,5	-	-	1,2	-	20	14	-	100	815.416.0	0,03
M20 x 1,5	-	-	1,2	-	24	18	-	100	815.420.0	0,03
M25 x 1,5	-	-	1,2	-	30	23	-	50	815.425.0	0,05
M32 x 1,5	-	-	1,2	-	40	30	-	50	815.432.0	0,11
M40 x 1,5	-	-	1,2	-	48	38	-	50	815.440.0	0,15
M50 x 1,5	-	-	1,2	-	58	48	-	50	815.450.0	0,19
-	Pg 11	-	1,2	-	23	17	-	100	815.511.0	0,03
-	Pg 13,5	-	1,2	-	25	19	-	100	815.513.0	0,04
-	Pg 16	NPT 1/2"	1,2	-	27	21	-	100	815.516.0	0,05
-	Pg 21	NPT 3/4"	1,2	-	34	26,5	-	50	815.521.0	0,07
-	Pg 29	NPT 1"	1,2	-	45	35	-	50	815.529.0	0,13
-	Pg 36	NPT 1.1/4"	1,2	-	56	45	-	50	815.536.0	0,19

ANACONDA
FITTINGS

ACCESSORIES

NPT flatseal, NBR Rubber



Thread	Sealtite Size (inch)	Min. Internal Bore (mm)	Dimensions in mm					Standard Package	Article Number	Weight (Kg/100)
			A	B	C	D	E			
NPT 1/2"	1/2"	-	-	-	-	-	-	50	815.616.0	0,03
NPT 3/4"	3/4"	-	-	-	-	-	-	25	815.620.0	0,05
NPT 1"	1"	-	-	-	-	-	-	25	815.626.0	0,11
NPT 1.1/4"	1.1/4"	-	-	-	-	-	-	10	815.635.0	0,15
NPT 1.1/2"	1.1/2"	-	-	-	-	-	-	10	815.640.0	0,19
NPT 2"	2"	-	-	-	-	-	-	10	815.650.0	0,33

Lock nuts, stainless steel (AISI-304), ISO.



Thread ISO	Sealtite Size (inch)	Min. Internal Bore (mm)	Dimensions in mm					Standard Package	Article Number	Weight (Kg/100)
			A	B	C	D	E			
M16 x 1,5	-	-	2,8	-	19	-	-	50	880.116.9	0,5
M20 x 1,5	-	-	3,5	-	24	-	-	50	880.120.9	0,7
M25 x 1,5	-	-	3,5	-	30	-	-	25	880.125.9	1,1
M32 x 1,5	-	-	4,5	-	35	-	-	25	880.132.9	2,4
M40 x 1,5	-	-	4,5	-	45	-	-	5	880.140.9	3,6

Lock nuts, stainless steel (AISI-304), Pg.



Thread Pg	Sealtite Size (inch)	Min. Internal Bore (mm)	Dimensions in mm					Standard Package	Article Number	Weight (Kg/100)
			A	B	C	D	E			
Pg 11	-	-	2,9	-	21	-	-	50	880.011.9	0,4
Pg 11	-	-	2,9	-	23	-	-	50	880.013.9	0,5
Pg 16	-	-	3,1	-	26	-	-	25	880.016.9	0,6
Pg 21	-	-	3,6	-	32	-	-	20	880.021.9	1,0
Pg 29	-	-	4,1	-	41	-	-	10	880.029.9	1,6
Pg 36	-	-	5,1	-	51	-	-	10	880.036.9	2,5

Lock nuts, stainless steel (AISI-304), NPT.



Thread NPT	Sealtite Size (inch)	Min. Internal Bore (mm)	Dimensions in mm					Standard Package	Article Number	Weight (Kg/100)
			A	B	C	D	E			
NPT 1/2"	-	-	5,0	-	24	-	-	50	880.216.9	1,1
NPT 3/4"	-	-	7,0	-	30	-	-	50	880.220.9	2,2
NPT 1"	-	-	7,0	-	36	-	-	25	880.226.9	2,7
NPT 1.1/4"	-	-	-	-	-	-	-	10	880.235.9	3,9

NPT locknut, stainless steel AISI-304



Thread	Sealtite Size (inch)	Min. Internal Bore (mm)	Dimensions in mm					Standard Package	Article Number	Weight (Kg/100)
			A	B	C	D	E			
NPT 1/2"	1/2"	-	-	-	-	-	-	100	880.316.9	0,5
NPT 3/4"	3/4"	-	-	-	-	-	-	50	880.320.9	0,8
NPT 1"	1"	-	-	-	-	-	-	50	880.326.9	1,3
NPT 1.1/4"	1.1/4"	-	-	-	-	-	-	20	880.335.9	1,8
NPT 1.1/2"	1.1/2"	-	-	-	-	-	-	20	880.340.9	2,2
NPT 2"	2"	-	-	-	-	-	-	20	880.350.9	2,8

Grounding ferrule, stainless steel (AISI-316).



Thread	Sealtite	Min. Internal Bore (mm)	Dimensions in mm					Standard Package	Article Number	Weight (Kg/100)
	Size (inch)		A	B	C	D	E			
-	3/8"	10,2	-	-	-	-	-	10	815.011.9	0,7
-	1/2"	13,9	-	-	-	-	-	10	815.016.9	1,0
-	3/4"	18,5	-	-	-	-	-	5	815.021.9	1,7



Neoprene Sealing gasket for ISO / Pg / NPT.



Thread ISO	Thread Pg	Thread NPT	Dimensions in mm					Standard Package	Article Number	Weight (Kg/100)
			A	B	C	D	E			
M16 x 1,5	-	-	1,2	-	20	14	-	100	815.416.0	0,03
M20 x 1,5	-	-	1,2	-	24	18	-	100	815.420.0	0,03
M25 x 1,5	-	-	1,2	-	30	23	-	50	815.425.0	0,05
M32 x 1,5	-	-	1,2	-	40	30	-	50	815.432.0	0,11
-	Pg 16	NPT 1/2"	1,2	-	27	21	-	100	815.516.0	0,05
-	Pg 21	NPT 3/4"	1,2	-	34	26,5	-	50	815.521.0	0,07
-	Pg 29	NPT 1"	1,2	-	45	35	-	50	815.529.0	0,13



NPT flatseal, NBR Rubber



Thread	Sealtite	Min. Internal Bore (mm)	Dimensions in mm					Standard Package	Article Number	Weight (Kg/100)
	Size (inch)		A	B	C	D	E			
NPT 1/2"	1/2"	-	-	-	-	-	-	50	815.616.0	0,03
NPT 3/4"	3/4"	-	-	-	-	-	-	25	815.620.0	0,05
NPT 1"	1"	-	-	-	-	-	-	25	815.626.0	0,11



Lock nuts, stainless steel (AISI-316), ISO.



Thread	Sealtite	Min. Internal Bore (mm)	Dimensions in mm					Standard Package	Article Number	Weight (Kg/100)
	Size (inch)		A	B	C	D	E			
M16 x 1,5	-	-	2,8	-	19	-	-	50	880.116.8	0,5
M20 x 1,5	-	-	3,5	-	24	-	-	50	880.120.8	0,7
M25 x 1,5	-	-	3,5	-	30	-	-	25	880.125.8	1,1
M32 x 1,5	-	-	4,5	-	35	-	-	20	880.132.8	2,4



Lock nuts, stainless steel (AISI-316), NPT.



Thread	Sealtite	Min. Internal Bore (mm)	Dimensions in mm					Standard Package	Article Number	Weight (Kg/100)
	Size (inch)		A	B	C	D	E			
NPT 1/2"	-	-	5,0	-	24	-	-	50	880.216.8	1,1
NPT 3/4"	-	-	7,0	-	30	-	-	50	880.220.8	2,2
NPT 1"	-	-	7,0	-	36	-	-	25	880.226.8	2,7

ANACONDA
FITTINGS

ACCESSORIES



Grounding ferrule, galvanised steel.



Thread	Seallite Size (inch)	Min. Internal Bore (mm)	Dimensions in mm					Standard Package	Article Number	Weight (Kg/100)
			A	B	C	D	E			
-	3/8"	10,4	-	-	-	-	-	50	297.212.0	1,3
-	1/2"	13,7	-	-	-	-	-	25	297.216.0	1,3
-	3/4"	18,8	-	-	-	-	-	25	297.220.0	1,4
-	1"	24,2	-	-	-	-	-	25	297.226.0	1,8
-	1.1/4"	31,6	-	-	-	-	-	5	297.235.0	2,0
-	1.1/2"	36,8	-	-	-	-	-	5	297.240.0	2,4
-	2"	48,0	-	-	-	-	-	5	297.250.0	2,8
-	2.1/2"	58,5	-	-	-	-	-	5	297.263.0	6,4
-	3"	72,0	-	-	-	-	-	5	297.275.0	7,2
-	4"	95,0	-	-	-	-	-	1	297.299.0	7,6

* From 1.1/4" the ferrule is made in aluminum



Lock nuts, NPT, galvanised steel, with "Tiger Grip".



Thread NPT	Seallite Size (inch)	Min. Internal Bore (mm)	Dimensions in mm					Standard Package	Article Number	Weight (Kg/100)
			A	B	C	D	E			
NPT 1/2"	-	-	-	-	-	-	-	100	297.416.0	0,3
NPT 3/4"	-	-	-	-	-	-	-	100	297.420.0	0,3
NPT 1"	-	-	-	-	-	-	-	50	297.426.0	0,3
NPT 1.1/4"	-	-	-	-	-	-	-	50	297.435.0	0,4
NPT 1.1/2"	-	-	-	-	-	-	-	50	297.440.0	0,5
NPT 2"	-	-	-	-	-	-	-	25	297.450.0	0,7
NPT 2.1/2"	-	-	-	-	-	-	-	1	297.463.0	9,4
NPT 3"	-	-	-	-	-	-	-	1	297.475.0	-
NPT 4"	-	-	-	-	-	-	-	1	297.499.0	-



Neoprene ring for NPT, with galvanised steel back plate.



Thread NPT	Seallite Size (inch)	Min. Internal Bore (mm)	Dimensions in mm					Standard Package	Article Number	Weight (Kg/100)
			A	B	C	D	E			
NPT 1/2"	-	-	-	-	-	-	-	100	297.016.0	0,5
NPT 3/4"	-	-	-	-	-	-	-	100	297.020.0	0,5
NPT 1"	-	-	-	-	-	-	-	50	297.026.0	0,6
NPT 1.1/4"	-	-	-	-	-	-	-	50	297.035.0	0,8
NPT 1.1/2"	-	-	-	-	-	-	-	50	297.040.0	1,4
NPT 2"	-	-	-	-	-	-	-	50	297.050.0	1,4



Nut with external grounding.



Thread	Seallite Size (inch)	Min. Internal Bore (mm)	Dimensions in mm					Standard Package	Article Number	Weight (Kg/100)
			A	B	C	D	E			
-	3/8"	-	-	-	26	-	-	25	297.512.0	2,8
-	1/2"	-	-	-	29	-	-	25	297.516.0	3,4
-	3/4"	-	-	-	35	-	-	10	297.520.0	-
-	1"	-	-	-	42	-	-	5	297.526.0	-
-	1.1/4"	-	-	-	56	-	-	5	297.535.0	-
-	1.1/2"	-	-	-	64	-	-	1	297.540.0	-
-	2"	-	-	-	77	-	-	1	297.550.0	-

ANAMET
FITTINGS

ACCESSORIES




**ANAMET
FITTINGS**

ACCESSORIES



Wire mesh, strain relief.



Thread	Sealtite Size (inch)	Min. Internal Bore (mm)	Dimensions in mm					Standard Package	Article Number	Weight (Kg/100)
			A	B	C	D	E			
-	3/8"	-	-	-	26	-	-	20	297.312.0	2,5
-	1/2"	-	-	-	29	-	-	20	297.316.0	5,0
-	3/4"	-	-	-	35	-	-	20	297.320.0	7,5
-	1"	-	-	-	42	-	-	20	297.326.0	8,5
-	1.1/4"	-	-	-	56	-	-	10	297.335.0	10,0
-	1.1/2"	-	-	-	64	-	-	10	297.340.0	12,0
-	2"	-	-	-	77	-	-	5	297.350.0	14,0



Single core conduitholder



Thread	Sealtite Size (inch)	Min. Internal Bore (mm)	Dimensions in mm					Standard Package	Article Number	Weight (Kg/100)
			A	B	C	D	E			
-	1/2"	-	-	-	-	-	-	25	885.016.0	-
-	3/4"	-	-	-	-	-	-	10	885.020.0	-
-	1"	-	-	-	-	-	-	5	885.026.0	-
-	1.1/4"	-	-	-	-	-	-	5	885.035.0	-



Double core conduitholder




Thread	Sealtite Size (inch)	Min. Internal Bore (mm)	Dimensions in mm					Standard Package	Article Number	Weight (Kg/100)
			A	B	C	D	E			
-	1/2"	-	-	-	-	-	-	25	885.016.2	-
-	3/4"	-	-	-	-	-	-	10	885.020.2	-
-	1"	-	-	-	-	-	-	5	885.026.2	-
-	1.1/4"	-	-	-	-	-	-	5	885.035.2	-
-	1.1/2"	-	-	-	-	-	-	2	885.040.2	-
-	2"	-	-	-	-	-	-	1	885.050.2	-



Conduit mounting clip, galvanised steel.



Thread	Sealtite Size (inch)	Min. Internal Bore (mm)	Dimensions in mm					Standard Package	Article Number	Weight (Kg/100)
			A	B	C	D	E			
-	1/4"	-	10	-	12,5	25	4,2	100	885.306.0	0,4
-	5/16"	-	13	-	12,5	27	4,2	100	885.310.0	0,4
-	3/8"	-	18	-	11	34	4,2	100	885.312.0	0,5
-	1/2"	-	21	-	15,5	40	5,5	100	885.316.0	1,0
-	3/4"	-	29	-	15,5	48	5,5	50	885.320.0	1,2
-	1"	-	35	-	18	60	6,2	30	885.326.0	2,2
-	1.1/4"	-	42	-	18	74	6,3	20	885.335.0	2,7
-	1.1/2"	-	54	-	18,5	86	6,2	20	885.340.0	3,2
-	2"	-	58	-	18	90	6,3	20	885.350.0	3,6
-	2.1/2"	-	79	-	25	100	8,5	1	885.363.0	8,4








**CONDUIT SYSTEMS
FOR ELECTRICAL WIRES
AND CABLES:**

**ANACONDA IECEx-ATEX
FITTING SOLUTIONS**

 **ANAMET EUROPE**
YOUR SPECIALIST FOR IECEx-ATEX FITTINGS

Conduit and fitting selection table Anaconda ATEX solutions.

Sealtite	Material	Material	Temp. (°C)		Resistance (NEN-EN-IEC 61386)			Flexi- bility	Resistance		Approvals		Protec- tion	Page
			Min.	Max.	Compr.	Impact	Tensile		UV	Oil				
 AS Black	Galvanised steel	PVC-RoHS	-25	+70	4 (1250N)	4 (6J)	4 (1000N)	+++	++	+++	 ATEX	 GOST-R	IP 67	7-05
 HFI Blue	Stainless steel AISI-304	TPU Halogen free RoHS	-55	+105	4 (1250N)	4 (6J)	4 (1000N)	++++	++++	++++		 GOST-R	IP 67	7-06

Fitting	Material	Tempera- ture (°C)		Thread size range			Execution	Approvals			Protection	Page
		Min.	Max.	ISO	Pg	NPT		BARRIER	ATEX	IEC		
 BXA	Nickel plated brass	-60	+80	M16 to M40	-	1/2" to 1.1/4"	Yes	 ATEX	 IEC	 GOST-R	IP 66	7-07
 BXA AISI-316	Stainless steel AISI-316	-60	+80	M16 to M40	-	1/2" to 1.1/4"	Yes	 ATEX	 IEC	 GOST-R	IP 66	7-08
 RNA	Nickel plated brass	-70	+220	M16 to M40	-	1/2" to 1.1/4"	No	 ATEX	 IEC	 GOST-R	IP 66 IP 68	7-09
 RNA AISI-316	Stainless steel AISI-316	-70	+220	M16 to M40	-	1/2" to 1.1/4"	No	 ATEX	 IEC	 GOST-R	IP 66 IP 68	7-13
 RAA	Nickel plated brass	-70	+220	M16 to M40	-	1/2" to 1.1/4"	No	 ATEX	 IEC	 GOST-R	IP 66 IP 68	7-11
 RAA AISI-316	Stainless steel AISI-316	-70	+220	M16 to M40	-	1/2" to 1.1/4"	No	 ATEX	 IEC	 GOST-R	IP 66 IP 68	7-15
 BXC	Nickel plated brass	-60	+80	M16 to M50	Pg 9 to Pg 42	1/2" to 1.1/2"	Yes	 ATEX	 IEC	 GOST-R	IP 66	7-17
 BXC AISI-316	Stainless steel AISI-316	-60	+80	M16 to M50	Pg 9 to Pg 42	1/2" to 1.1/2"	Yes	 ATEX	 IEC	 GOST-R	IP 66	7-19
 RNC (AISI-316)	Nickel plated brass	-70	+220	M16 to M75	Pg 9 to Pg 48	1/2" to 3"	No	 ATEX	 IEC	 GOST-R	IP 66 IP 68	7-21 7-24

Type explanation Anaconda IECEx-ATEX fittings:

1

2

3

R = regular

N = non armoured cable

A = directly on Anaconda conduit

B = barrier

A = armoured cable

C = male / female adapter

X = loose wires

For instance:

Type BXA is a barrier fitting for loose wires and directly connected on an Anaconda conduit.

Description Anaconda IECEx-ATEX cable-hose-fittings

The Anaconda IECEx-ATEX certified cable-hose-fittings together with the Anaconda Sealrite conduits represent the ideal solution for the mechanical protection of cables and for the connection of equipment in a safe and explosionproof way.

The temperature range of the standard version with an internal seal in EPDM is between -40°C and +100 °C, while the temperature range of the high temperature version with an internal seal in Silicone is between -70 °C and + 220 °C. The new barrier type with a 2 compound epoxy sealing has a temperature range from -60 °C till +80 °C.

The Anaconda IECEx-ATEX cable-hose-fittings are also available in EMC version (shielded) for the connection of armoured cables. They are available either in nickel plated brass or in stainless steel AISI-316. The protection grade as delivered is IP66, but can be increased to IP 68 by using an additional flat seal between body and enclosure (to be ordered separately).

Classification of explosion risk zones according to ATEX

The Explosion risk zones are classified based on a risk analysis, determining to what degree, a zone with presence of gas or dust has to be considered an explosion risk.

- **Zone 0 (Gas) and Zone 20 (Dust):** place with continuous presence or long duration of an explosive atmosphere.
- **Zone 1 (Gas) and Zone 21 (Dust):** place where during normal functioning an explosive atmosphere is occasionally present.
- **Zone 2 (Gas) and Zone 22 (Dust):** place where an explosive atmosphere is impossible during normal functioning or that it is present only infrequently and for short periods.

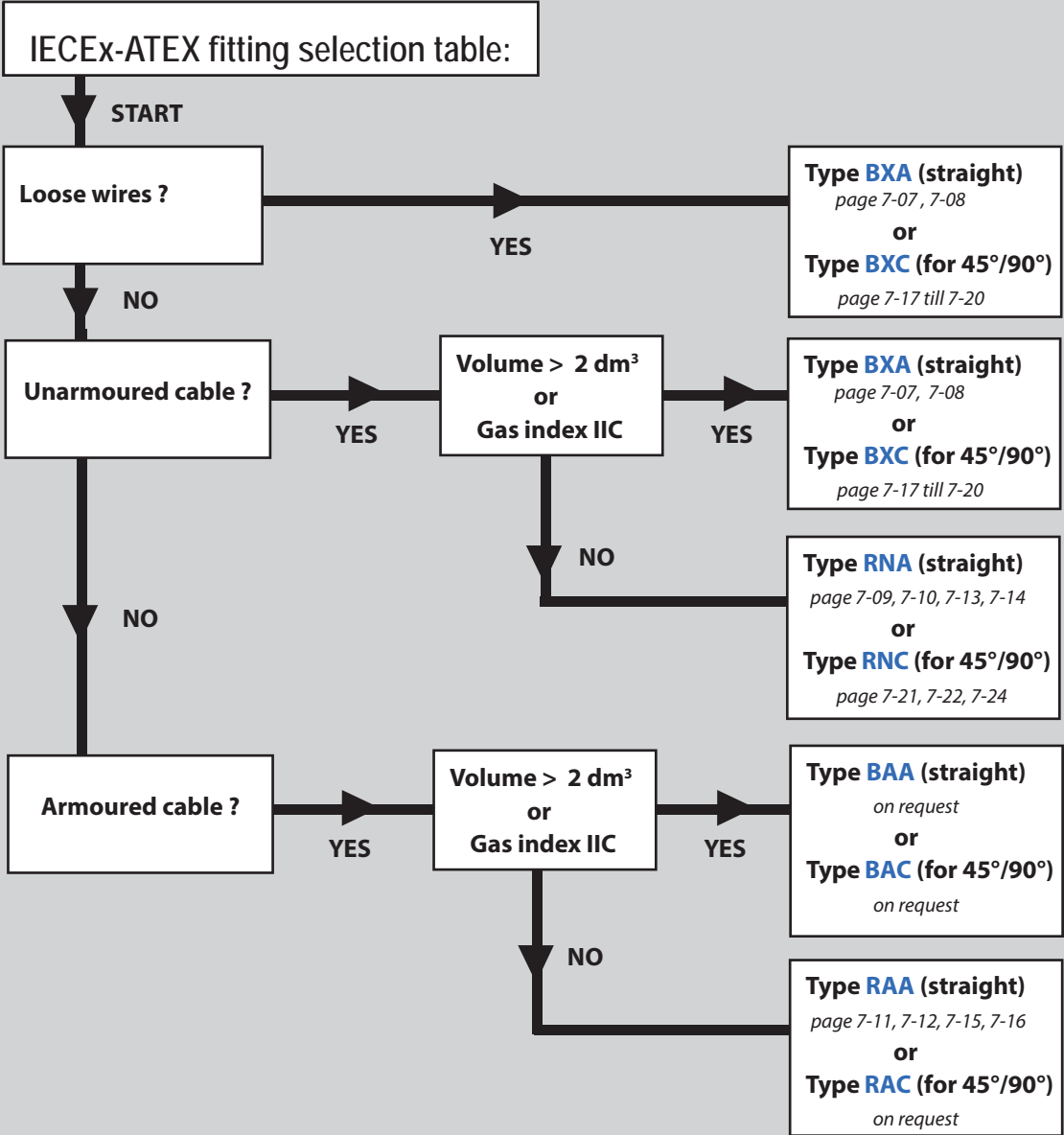
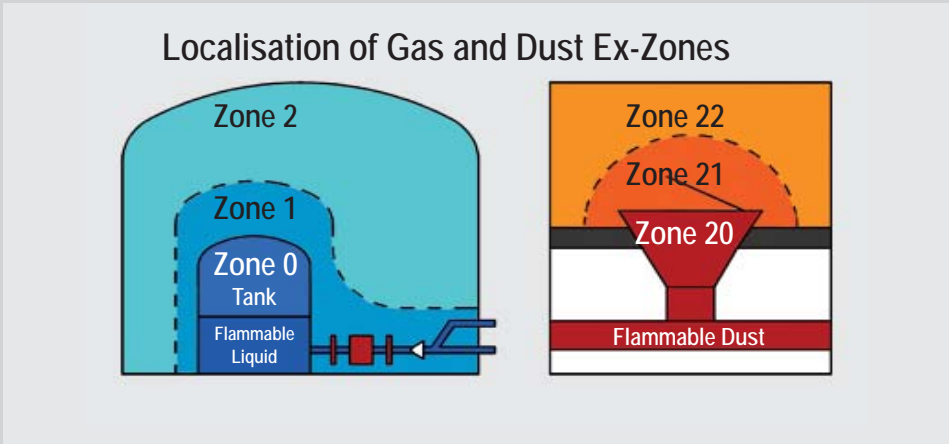
According to Directive 94/9/CE the equipment to be used in Ex-zones has to be certified and ATEX marked. To this end the equipment is divided in groups and categories, according to the zones in which their use is consented.

Group I = equipment for use in mining

Hazardous Atmosphere	Risk	Zone	Category Equipment	Anaconda ATEX System allowed	Security level
Mine Gas, Combustible Dusts	Continuously or for long periods	0	I M1	No	Very high (also safe in case of 2 independent defects)
Mine Gas, Combustible Dusts	Occasionally	1	I M2	Yes	High (also safe in case of 1 defect)

Group II = equipment for use in all other explosive atmospheres

Hazardous Atmosphere	Risk	Zone	Category Equipment	Anaconda ATEX System	Security level
Gases, Vapours and Mists	Continuously or for long periods	0	II 1 G	No	Very high (also safe in case of 2 independent defects)
Gases, Vapours and Mists	Occasionally	1	II 2 G	Yes	High (also safe in case of 1 defect)
Gases, Vapours and Mists	Infrequently or for short periods	2	II 3 G	Yes	Normal (safe during normal functioning)
Dusts	Continuously or for long periods	20	II 1 D	No	Very high (also safe in case of 2 independent defects)
Dusts	Occasionally	21	II 2 D	Yes	High (also safe in case of 1 defect)
Dusts	Infrequently or for short periods	22	II 2 D II 3 D	Yes Yes	High (conducting dusts) Normal (non-conducting dusts)



The Anaconda IECEx-ATEX cable-hose-fittings are certified and marked according to Directive 94/9/CE: Ex I M2 / II 2 GD.

This means that our IECEx-ATEX fittings can be used in mines in zone 1, as well as in all other explosive atmospheres containing gases, vapours and mists in zone 1 and 2 and containing dusts in zone 21 and 22.

Certification and marking of Anaconda IECEx-ATEX cable-hose-fitting, according to standards:

- EN 60079-0 and IEC 60079-0
- EN 60079-1 and IEC 60079-1
- EN 60079-7 and IEC 60079-7
- EN 61241-0 and IEC 61241-0
- EN 61241-1 and IEC 61241-1

Next to the certification and marking according to directive 94/9/CE the Anaconda cable-hose-fittings are certified and marked according to the above mentioned EN and IEC standards: Ex d I / Ex e I / Ex d IIC / Ex e II / Ex tD A21

Differences between European and North American standards regarding protection against explosion

	Constant presence risk	Occasional presence risk	Presence risk only in case of a defect
IEC / EUROPE	zone 0	zone 1	zone 2
U.S. / CANADA	Division I		Division II

Risk category	IEC / EUROPE	U.S. / CANADA	Ignition energy
Methane	Group I	Not classified	
Acetylene	Group II C	Class I Group A	> 20 u J
Hydrogen	Group II C	Class I Group B	> 20 u J
Ethylene	Group II B	Class I Group C	> 60 u J
Propane	Group II A	Class I Group D	> 180 u J
Metallic conducting dust	In preparation	Class II Group E	
Non metallic conducting dust	In preparation	Class II Group E	
Non conducting dust	In preparation	Class II Group F	
Fibres	Not classified	Class III	

According to directive NEC 501-4b for Class 1 Division I, the use of flexible metal conduit is not permitted; only cables inserted in rigid pipes with block joints, or special armoured cables with special barrier type fittings are allowed.

For class 1 division II, for class 2 division I and II, for class 3 division I and II, besides rigid pipes also flexible conduit and fittings are permitted, **under the condition that they are UL listed.** The Anaconda Sealtite conduits type HTDL, HTUA, UA and ZHUA as well as the regular Anaconda / Anamet fittings, are UL listed, and thus already permitted for this use.

ANACONDA
ATEX FITTINGS

ENGINEERING
DATA



Sealtite AS black: Robust & Anti-Static.

The conduit Sealtite AS has been developed for all those applications in ATEX areas at risk of explosion, where the use of a conduit, coated with anti-static material is necessary. Using AS conduit, the possibility of electrostatic charges accumulating on the surface is excluded. Thus there will be no formation of sparks in the case of discharge by contact.

Material & Construction:

Construction: Galvanised steel core, square-locked with cord packing, thick smooth thermoplastic cover (PVC compound).

From 1.1/2" a fully inter-locked profile will be used.

Cover specifications: Anti-Static PVC, lead-free according to RoHS, sunlight and UV resistant, suitable for outdoor use and burial installation.



Anti-Static performance: Surface resistance < 10⁹ Ohm, meeting the requirements of standard NEN-EN-IEC 60079-0, section 26-13.

Temperature: -25 °C to +70 °C, intermittent up to +90 °C.
Colour: Black.

Classification according NEN-EN-IEC 61386:

Compression resistance: Class 4, Heavy (1250 N).

Impact resistance: Class 4, Heavy (6 J).

Tensile strength: Class 4, Heavy (1000 N).

Protection class: IP 67 (dust-proof, water-tight).



Square locked

ANACONDA
SEALTITE®
SPECIAL

CONDUIT
TYPE AS
BLACK

Sealtite	Diameter		Bending radius		Standard carton		Small carton		Reels		Weight (Kg/m)	
	Size (Inch)	Inside (mm)	Outside (mm)	Static (mm)	Dynamic (mm)	Metre	Article No.	Metre	Article No.	Metre		Article No.
						Black			Black		Black	
3/8"	12,6	17,8	60	85	30	350.012.1	-	-	-	-	-	0,3
1/2"	16,0	21,1	75	110	30	350.016.1	-	-	-	-	-	0,4
3/4"	21,0	26,4	90	140	30	350.020.1	-	-	-	-	-	0,6
1"	26,5	33,1	120	170	30	350.026.1	-	-	-	-	-	0,8
1.1/4"	35,1	41,8	150	215	15	350.035.1	-	-	-	-	-	1,1
1.1/2"	40,3	47,8	200	250	15	350.040.1	-	-	-	-	-	1,5
2"	51,6	59,9	250	300	15	350.050.1	-	-	-	-	-	2,0

The IECEx-ATEX fittings for Sealtite AS are outlined in the next pages of the chapter. Also the standard Anaconda nickel plated brass fittings illustrated on chapter 5 can be used



Size Sealtite	Inch	1/4"	5/16"	3/8"	1/2"	3/4"	1"	1 1/4"	1 1/2"	2"	2 1/2"	3"	4"
Fittings	ISO	-	M16-M20	M16-M20	M20	M25	M32	M40	M50	M63	M75	M90	-
	PG	-	9 - 11	11 - 13,5	16	21	29	36	42	48	-	-	-
	NPT	-	-	1/2"	1/2"	3/4"	1"	1 1/4"	1 1/2"	2"	2 1/2"	3"	4"



Sealtite HFI blue:

Robust, halogen-free, very flexible, chemical resistant, good flame properties and extra corrosion resistant.

A halogen-free conduit for use in public areas. The features of the HFX cover are necessary in the field of environment and safety, as the European guidelines state that certain areas need to be free of halogens. The HFI has two unique features, that it is extremely flexible at both high as low temperatures and extra corrosion resistant because of the stainless steel inner hose. This makes the HFI very suitable for installations in the chemical and food-processing industry, but also in the off-shore, Oil & Gas, turbines, generators, valves, pressure control, metering, tunnels, train- and bus-building industry, in closed areas, airports and (subway) stations, shipbuilding industry and navy. The blue colour is used in Atex Exi applications. Type HFI is the solution for the combination of chemical resistance, absence of halogens and high corrosion resistance.



From 1 1/2" a fully inter-locked profile will be used.

Cover specifications: Polyurethane, lead-free according to RoHS, sunlight and UV resistant, suitable for outside installation. The cover is resistant against oil and grease.

Temperature: -55 °C to +105 °C, intermittent up to +125 °C.

Colour: Blue (also available in black).

Classification according NEN-EN-IEC 61386:

Compression resistance: Class 4, Heavy (1250 N).

Impact resistance: Class 4, Heavy (6 J).

Tensile strength: Class 4, Heavy (1000 N).

Protection class: IP 67 (dust-proof, water-tight).

Material & Construction:

Construction: Stainless steel (AISI-304) core, square-locked with cord packing, thick smooth thermoplastic cover (Polyurethane).



Square locked

Sealtite	Diameter		Bending radius		Standard carton		Small carton		Reels		Weight (Kg/m)
	Size (Inch)	Inside (mm)	Outside (mm)	Static (mm)	Dynamic (mm)	Metre	Article No.	Metre	Article No.	Metre	
3/8"	12,6	17,8	60	85	30	339.212.1	-	-	-	-	0,3
1/2"	16,0	21,1	75	110	30	339.216.1	-	-	-	-	0,4
3/4"	21,0	26,4	90	140	30	339.220.1	-	-	-	-	0,6
1"	26,5	33,1	120	170	30	339.226.1	-	-	-	-	0,8
1.1/4"	35,1	41,8	135	215	15	339.235.1	-	-	-	-	1,1
1.1/2"	40,3	47,8	165	250	15	339.240.1	-	-	-	-	1,5
2"	51,6	59,9	210	300	15	339.250.1	-	-	-	-	2,0

**ANACONDA
SEALTITE®
SPECIAL**

**CONDUIT
TYPE HFI
BLUE**

The IECEx-ATEX fittings for SealTite HFI are outlined in the next pages of the chapter. Also the standard Anaconda stainless steel fittings illustrated on chapter 5 can be used.



Size SealTite	Inch	1/4"	5/16"	3/8"	1/2"	3/4"	1"	1 1/4"	1 1/2"	2"	2 1/2"	3"	4"
Fittings	ISO	M12-M16	M16-M20	M16-M20	M20	M25	M32	M40	M50	M63	M75	M90	M105
	PG	7	9 - 11	11 - 13,5	16	21	29	36	42	48	-	-	-
	NPT	-	-	1/2"	1/2"	3/4"	1"	1 1/4"	1 1/2"	2"	2 1/2"	3"	4"

ANACONDA ATEX FITTINGS

BXA ATEX FITTINGS IP66



Anaconda IECEx-ATEX cable-hose-fitting, type **BXA**, nickel plated brass.

The IECEx-ATEX approved barrier fittings type BXA are developed to protect several loose wires with a liquidtight flexible metal conduit in potentially explosive atmospheres (ATEX). They fit directly on every type of Anaconda Sealtitle metal conduit. By using the right connection set they also fit on non covered conduit types like Anaconda Multiflex SL, SLI, UIG, UI and SLB. The barrier has to be made through a bi-compound epoxy sealing which will be supplied together with the fittings. They are frequently used in the chemical and petrochemical Industry, Oil & Gas, off-shore and food industry. Typical applications are connections on big motors, transformers, control equipment and terminal boxes. In case a swivel or 45° or 90° solution is needed it is possible to use the IECEx-ATEX barrier Anaconda adapter type BXC in combination with straight, 45° or 90° fittings.

Material & Construction:

Construction: Nickel plated brass fitting, consisting of 5 parts (counter nut, clamping ring, ferrule, barrier container and body).

Separately a 2 compound epoxy sealing will be supplied for creating the barrier.

Material: Counter nut, ferrule, barrier container and body are nickel plated brass, clamping ring is from PTFE.



Also available in stainless steel AISI-316.

Fittings are fully RoHS compliant.

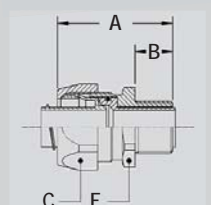
Temperature: -60 °C till +80 °C continuous.

Protection class: IP 67 on the conduit and IP 66 between body and switchbox.

Colour: Metal.

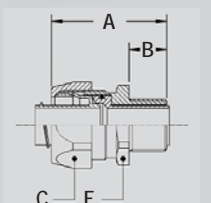
For loose wires,
IECEx-ATEX certified and marked;  RCN (type) (threadsize) CE 0080 
I M2 / II 2 GD / Ex d II C / Ex e II / Ex d I / Ex tD A 21 IP66 INERIS 06ATEX0014X

BXA, ISO, Explosionproof IECEx-ATEX cable-hose-fitting, nickel plated brass, barrier type (-60 °C till +80 °C).



Thread	Sealtitle Size (inch)	Min. Internal Bore (mm)	Dimensions in mm						Standard Package	Article Number	Weight (Kg/100)
			A	B	C	E	F				
M16 x 1,5	3/8"	10,4	42	15	26	25	-	10	826.016.0	8,2	
M20 x 1,5	1/2"	13,8	44	15	30	28	-	10	826.020.0	11,0	
M25 x 1,5	3/4"	18,5	45	15	35	34	-	5	826.025.0	14,9	
M32 x 1,5	1"	23,8	47	15	45	43	-	5	826.032.0	25,8	
M40 x 1,5	1.1/4"	31,9	52	15	55	52	-	2	826.040.0	39,1	

BXA, NPT, Explosionproof IECEx-ATEX cable-hose-fitting, nickel plated brass, barrier type (-60 °C till +80 °C).



Thread	Sealtitle Size (inch)	Min. Internal Bore (mm)	Dimensions in mm						Standard Package	Article Number	Weight (Kg/100)
			A	B	C	E	F				
NPT 1/2"	3/8"	10,4	45	18	26	25	-	10	827.012.0	10,6	
NPT 1/2"	1/2"	13,8	47	18	30	28	-	10	827.016.0	11,2	
NPT 3/4"	3/4"	18,5	48	18	35	34	-	5	827.020.0	15,3	
NPT 1"	1"	23,8	54	22	45	43	-	5	827.026.0	26,9	
NPT 1.1/4"	1.1/4"	31,9	59	22	55	52	-	2	827.035.0	40,8	



Anaconda IECEX-ATEX cable-hose-fitting, type BX A AISI-316, stainless steel.

The IECEX-ATEX approved barrier fittings type BX A AISI-316 are developed to protect several loose wires with a flexible metal conduit in potentially explosive atmospheres (ATEX). They fit directly on every type of Anaconda Sealite conduit. The barrier has to be made through a bi-compound epoxy sealing which will be supplied together with the fittings. The stainless steel AISI 316 material guarantee the best resistance against corrosion and chemical attacks. They are frequently used in the chemical and petrochemical Industry, Oil & Gas, off-shore and food industry. Typical applications are connections on big motors, transformers, control equipment and terminal boxes. In case a swivel or a 45° or 90° solution is needed it is possible to use the IECEX-ATEX barrier Anaconda adapter type BXC AISI-316 in combination with straight, 45° or 90° Anaconda fittings.

Material & Construction:

Construction: Stainless steel AISI-316 fitting, consisting of 5 parts (counter nut, clamping ring, ferrule, barrier container and body).

Separately a 2 compound epoxy sealing will be supplied for creating the barrier.

Material: Counter nut, ferrule and barrier container are stainless steel AISI-316, the ferrule is nickel plated brass and the clamping ring is from PTFE. Also available in nickel plated brass. Fittings are fully RoHS compliant.

Temperature: -60 °C till +80 °C continuous.

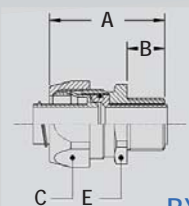
Protection class: IP67 on the conduit and IP66 between body and switchbox.

Colour: Metal.

For loose wires,

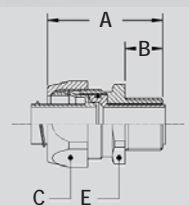
IECEX-ATEX certified and marked:  RCN (type) (threadsize) CE 0080 
I M2 / II 2 GD / Ex d II C / Ex e II / Ex d I / Ex tD A 21 IP66 INERIS 06ATEX0014X

BX A AISI-316, ISO, IECEX-ATEX cable-hose-fitting, stainless steel AISI-316, barrier type (-60 °C till +80 °C).



Thread ISO	Seallite Size (inch)	Min. Internal Bore (mm)	Dimensions in mm					Standard Package	Article Number	Weight (Kg/100)
			A	B	C	E	F			
M16 x 1,5	3/8"	10,4	42	15	26	25	-	10	826.016.9	8,2
M20 x 1,5	1/2"	13,8	44	15	30	28	-	10	826.020.9	11,0
M25 x 1,5	3/4"	18,5	45	15	35	34	-	5	826.025.9	14,9
M32 x 1,5	1"	23,8	47	15	45	43	-	5	826.032.9	25,8
M40 x 1,5	1.1/4"	31,9	52	15	55	52	-	2	826.040.9	39,1

BX A AISI-316, NPT, IECEX-ATEX cable-hose-fitting, stainless steel AISI-316, barrier type (-60 °C till +80 °C).



Thread NPT	Seallite Size (inch)	Min. Internal Bore (mm)	Dimensions in mm					Standard Package	Article Number	Weight (Kg/100)
			A	B	C	E	F			
NPT 1/2"	3/8"	10,4	45	18	26	25	-	10	827.012.9	10,6
NPT 1/2"	1/2"	13,8	47	18	30	28	-	10	827.016.9	11,2
NPT 3/4"	3/4"	18,5	48	18	35	34	-	5	827.020.9	15,3
NPT 1"	1"	23,8	54	22	45	43	-	5	827.026.9	26,9
NPT 1.1/4"	1.1/4"	31,9	59	22	55	52	-	2	827.035.9	40,8

ANACONDA ATEX FITTINGS

RNA ATEX FITTINGS IP66 / IP68



Anaconda IECEX-ATEX cable-hose-fitting type RNA & RAA, nickel plated brass.

The IECEX-ATEX approved fittings type RNA / RAA are developed to protect one unarmoured / armoured cable (single core or multicore) with a liquidtight flexible metal conduit in potentially explosive atmospheres (ATEX). They fit directly on every type of Anaconda Sealtite metal conduit. By using the right connection set also fit on non-covered conduit types like Anaconda Multiflex SL, SLI, UIG, UI and SLB. There is also on demand a barrier version for armoured cables, type BAA. For unarmoured cables, in case of barrier solution, we suggest to use the type BXA. They are frequently used in the chemical and petrochemical-industry, Oil & Gas, off-shore and food industry. Typical applications are connections on big motors, transformers, control equipment and terminal boxes. In case a 45° or 90° solution is needed it is possible to use the IECEX-ATEX Anaconda adapter type RNC in combination with straight, 45° or 90° Anaconda fittings.



Material & Construction:

Construction: Nickel plated brass fitting, consisting of 7 parts (counter nut, clamping ring, ferrule, intermediate housing, pressure ring, sealing rubber and body).

Also available as barrier version with sealing resin.

Material: Counter nut, ferrule, intermediate housing, pressure ring and body are nickel plated brass, sealing rubber is from EPDM rubber, clamping ring is from PA6.



Also available in stainless steel AISI-316.

Fittings are fully RoHS compliant.

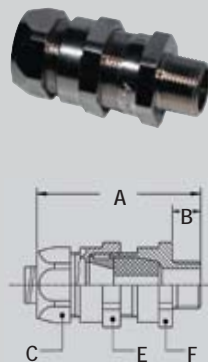
Temperature: -40 °C till +100 °C continuous. With silicone sealing rubber -70 °C till +220 °C continuous.

Protection class: IP67 on the conduit and standard IP66 between body and switchbox, with a flat seal between body and switchbox IP68.



Colour: Metal.

For unarmoured cables,
IECEX-ATEX certified and marked;  RCN (type) (threadsize) CE 0080 
I M2 / II 2 GD / Ex d II C / Ex e II / Ex d I / Ex tD A 21 IP66 / IP68 INERIS 06ATEX0014X

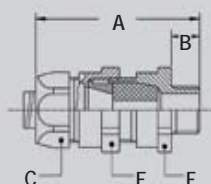
RNA, ISO, IECEX-ATEX cable-hose-fitting, nickel plated brass, EPDM seal (-40 °C till +100 °C).



Thread	Sealtite Size (inch)	Clamping Range (mm)	Dimensions in mm					Standard Package	Article Number	Weight (Kg/100)
			A	B	C	E	F			
M16 x 1,5	3/8"	4 - 7	71	15	26	25	24	10	822.010.0	10,8
M16 x 1,5	3/8"	7 - 10	71	15	26	25	24	10	822.011.0	10,8
M20 x 1,5	3/8"	4 - 7	71	15	26	25	24	10	822.008.0	10,8
M20 x 1,5	3/8"	7 - 10	71	15	26	25	24	10	822.009.0	10,8
M20 x 1,5	1/2"	5,5 - 8	74	15	30	32	30	10	822.012.0	17,8
M20 x 1,5	1/2"	8 - 10,5	74	15	30	32	30	10	822.013.0	17,8
M20 x 1,5	1/2"	10,5 - 13	74	15	30	32	30	10	822.014.0	17,8
M25 x 1,5	3/4"	10,5 - 13	75	15	35	36	35	5	822.015.0	21,6
M25 x 1,5	3/4"	13 - 15,5	75	15	35	36	35	5	822.018.0	21,6
M25 x 1,5	3/4"	15,5 - 18	75	15	35	36	35	5	822.019.0	21,6
M32 x 1,5	1"	15 - 18	90	15	45	45	42	5	822.023.0	38,0
M32 x 1,5	1"	18 - 21	90	15	45	45	42	5	822.024.0	38,0
M32 x 1,5	1"	21 - 23,5	90	15	45	45	42	5	822.025.0	38,0
M40 x 1,5	1.1/4"	21 - 24	94	15	55	55	48	2	822.029.0	45,1
M40 x 1,5	1.1/4"	24 - 27	94	15	55	55	48	2	822.030.0	45,1
M40 x 1,5	1.1/4"	27 - 30	94	15	55	55	48	2	822.031.0	45,1

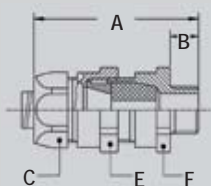
For unarmoured cables,
 IECEx-ATEX certified and marked;  RCN (type) (threadsize) CE 0080 
 I M2 / II 2 GD / Ex d II C / Ex e II / Ex d I / Ex tD A 21 IP66 / IP68 INERIS 06ATEX0014X

RNA, NPT, IECEx-ATEX cable-hose-fitting, nickel plated brass, EPDM seal (-40 °C till +100 °C).



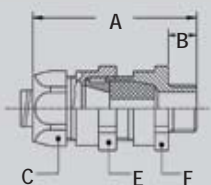
Thread	Sealtite	Clamping	Dimensions in mm						Standard	Article	Weight
			Range (mm)	A	B	C	E	F			
NPT 1/2"	3/8"	4 - 7	74	18	26	25	24	10	824.010.0	10,8	
NPT 1/2"	3/8"	7 - 10	74	18	26	25	24	10	824.011.0	10,8	
NPT 1/2"	1/2"	5,5 - 8	77	18	30	32	30	10	824.012.0	17,8	
NPT 1/2"	1/2"	8 - 10,5	77	18	30	32	30	10	824.013.0	17,8	
NPT 1/2"	1/2"	10,5 - 13	77	18	30	32	30	10	824.014.0	17,8	
NPT 3/4"	3/4"	10,5 - 13	78	18	35	36	35	5	824.015.0	21,6	
NPT 3/4"	3/4"	13 - 15,5	78	18	35	36	35	5	824.018.0	21,6	
NPT 3/4"	3/4"	15,5 - 18	78	18	35	36	35	5	824.019.0	21,6	
NPT 1"	1"	15 - 18	97	22	45	45	42	5	824.023.0	38,0	
NPT 1"	1"	18 - 21	97	22	45	45	42	5	824.024.0	38,0	
NPT 1"	1"	21 - 23,5	97	22	45	45	42	5	824.025.0	38,0	

RNA, ISO, IECEx-ATEX cable-hose-fitting, nickel plated brass, Silicone seal (-70 °C till +220 °C).





Thread	Sealtite	Clamping	Dimensions in mm						Standard	Article	Weight
			Range (mm)	A	B	C	E	F			
M16 x 1,5	3/8"	6 - 8	71	15	26	25	24	10	822.010.3	10,8	
M16 x 1,5	3/8"	8 - 10	71	15	26	25	24	10	822.011.3	10,8	
M20 x 1,5	3/8"	8 - 10	71	15	26	25	24	10	822.009.3	10,8	
M20 x 1,5	1/2"	5,5 - 8	74	15	30	32	30	10	822.012.3	17,8	
M20 x 1,5	1/2"	8 - 10,5	74	15	30	32	30	10	822.013.3	17,8	
M20 x 1,5	1/2"	10,5 - 13	74	15	30	32	30	10	822.014.3	17,8	
M25 x 1,5	3/4"	10,5 - 13	75	15	35	36	35	5	822.015.3	21,6	
M25 x 1,5	3/4"	13 - 15,5	75	15	35	36	35	5	822.018.3	21,6	
M25 x 1,5	3/4"	15,5 - 18	75	15	35	36	35	5	822.019.3	21,6	
M32 x 1,5	1"	15 - 18	90	15	45	45	42	5	822.023.3	38,0	
M32 x 1,5	1"	18 - 21	90	15	45	45	42	5	822.024.3	38,0	
M32 x 1,5	1"	21 - 23,5	90	15	45	45	42	5	822.025.3	38,0	
M40 x 1,5	1.1/4"	21 - 24	94	15	55	55	48	2	822.029.3	45,1	
M40 x 1,5	1.1/4"	24 - 27	94	15	55	55	48	2	822.030.3	45,1	
M40 x 1,5	1.1/4"	27 - 30	94	15	55	55	48	2	822.031.3	45,1	

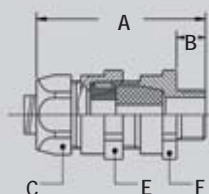
RNA, NPT, IECEx-ATEX cable-hose-fitting, nickel plated brass, Silicone seal (-70 °C till +220 °C).



Thread	Sealtite	Clamping	Dimensions in mm						Standard	Article	Weight
			Range (mm)	A	B	C	E	F			
NPT 1/2"	3/8"	6 - 8	74	18	26	25	24	10	824.010.3	10,8	
NPT 1/2"	3/8"	8 - 10	74	18	26	25	24	10	824.011.3	10,8	
NPT 1/2"	1/2"	5,5 - 8	77	18	30	32	30	10	824.012.3	17,8	
NPT 1/2"	1/2"	8 - 10,5	77	18	30	32	30	10	824.013.3	17,8	
NPT 1/2"	1/2"	10,5 - 13	77	18	30	32	30	10	824.014.3	17,8	
NPT 3/4"	3/4"	10,5 - 13	78	18	35	36	35	5	824.015.3	21,6	
NPT 3/4"	3/4"	13 - 15,5	78	18	35	36	35	5	824.018.3	21,6	
NPT 3/4"	3/4"	15,5 - 18	78	18	35	36	35	5	824.019.3	21,6	
NPT 1"	1"	15 - 18	97	22	45	45	42	5	824.023.3	38,0	
NPT 1"	1"	18 - 21	97	22	45	45	42	5	824.024.3	38,0	
NPT 1"	1"	21 - 23,5	97	22	45	45	42	5	824.025.3	38,0	

For armoured cables,
 IECEx-ATEX certified and marked;  RCN (type) (threadsize) CE 0080 
 I M2 / II 2 GD / Ex d II C / Ex e II / Ex d I / Ex tD A 21 IP66 / IP68 INERIS 06ATEX0014X

RAA, ISO, IECEx-ATEX EMC cable-hose-fitting,
 nickel plated brass, EPDM seal (-40 °C till +100 °C).

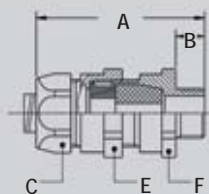


Thread	Sealtite Size (inch)	Clamping Range (mm)	Dimensions in mm						Standard Package	Article Number	Weight (Kg/100)
			A	B	C	E	F				
M16 x 1,5	3/8"	4 - 7	71	15	26	25	24	10	822.210.0	10,8	
M16 x 1,5	3/8"	7 - 10	71	15	26	25	24	10	822.211.0	10,8	
M20 x 1,5	3/8"	7 - 10	71	15	26	25	24	10	822.209.0	10,8	
M20 x 1,5	1/2"	5,5 - 8	74	15	30	32	30	10	822.212.0	17,8	
M20 x 1,5	1/2"	8 - 10,5	74	15	30	32	30	10	822.213.0	17,8	
M20 x 1,5	1/2"	10,5 - 13	74	15	30	32	30	10	822.214.0	17,8	
M25 x 1,5	3/4"	10,5 - 13	75	15	35	36	35	5	822.215.0	21,6	
M25 x 1,5	3/4"	13 - 15,5	75	15	35	36	35	5	822.218.0	21,6	
M25 x 1,5	3/4"	15,5 - 18	75	15	35	36	35	5	822.219.0	21,6	
M32 x 1,5	1"	15 - 18	90	15	45	45	42	5	822.223.0	38,0	
M32 x 1,5	1"	18 - 21	90	15	45	45	42	5	822.224.0	38,0	
M32 x 1,5	1"	21 - 23,5	90	15	45	45	42	5	822.225.0	38,0	
M40 x 1,5	1.1/4"	21 - 24	94	15	55	55	48	2	822.229.0	45,1	
M40 x 1,5	1.1/4"	24 - 27	94	15	55	55	48	2	822.230.0	45,1	
M40 x 1,5	1.1/4"	27 - 30	94	15	55	55	48	2	822.231.0	45,1	

**ANACONDA
ATEX FITTINGS**

**RAA
ATEX FITTINGS
IP66 / IP68**

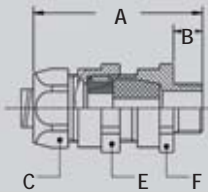
RAA, NPT, IECEx-ATEX EMC cable-hose-fitting,
 nickel plated brass, EPDM seal (-40 °C till +100 °C).



Thread	Sealtite Size (inch)	Clamping Range (mm)	Dimensions in mm						Standard Package	Article Number	Weight (Kg/100)
			A	B	C	E	F				
NPT 1/2"	3/8"	4 - 7	74	18	26	25	24	10	824.210.0	10,8	
NPT 1/2"	3/8"	7 - 10	74	18	26	25	24	10	824.211.0	10,8	
NPT 1/2"	1/2"	5,5 - 8	77	18	30	32	30	10	824.212.0	17,8	
NPT 1/2"	1/2"	8 - 10,5	77	18	30	32	30	10	824.213.0	17,8	
NPT 1/2"	1/2"	10,5 - 13	77	18	30	32	30	10	824.214.0	17,8	
NPT 3/4"	3/4"	10,5 - 13	78	18	35	36	35	5	824.215.0	21,6	
NPT 3/4"	3/4"	13 - 15,5	78	18	35	36	35	5	824.218.0	21,6	
NPT 3/4"	3/4"	15,5 - 18	78	18	35	36	35	5	824.219.0	21,6	
NPT 1"	1"	15 - 18	97	22	45	45	42	5	824.223.0	38,0	
NPT 1"	1"	18 - 21	97	22	45	45	42	5	824.224.0	38,0	
NPT 1"	1"	21 - 23,5	97	22	45	45	42	5	824.225.0	38,0	

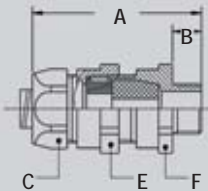
For armoured cables,
 IECEx-ATEX certified and marked;  RCN (type) (threadsize) CE 0080 
 I M2 / II 2 GD / Ex d II C / Ex e II / Ex d I / Ex tD A 21 IP66 / IP68 INERIS 06ATEX0014X

RAA, ISO, IECEx-ATEX EMC cable-hose-fitting,
 nickel plated brass, **Silicone (-70 °C till +220 °C).**



Thread	Sealtite	Clamping	Dimensions in mm						Standard	Article	Weight
			Range (mm)	A	B	C	E	F			
M16 x 1,5	3/8"	6 - 8	71	15	26	25	24	10	822.210.3	10,8	
M16 x 1,5	3/8"	8 - 10	71	15	26	25	24	10	822.211.3	10,8	
M20 x 1,5	3/8"	8 - 10	71	15	26	25	24	10	822.209.3	10,8	
M20 x 1,5	1/2"	5,5 - 8	74	15	30	32	30	10	822.212.3	17,8	
M20 x 1,5	1/2"	8 - 10,5	74	15	30	32	30	10	822.213.3	17,8	
M20 x 1,5	1/2"	10,5 - 13	74	15	30	32	30	10	822.214.3	17,8	
M25 x 1,5	3/4"	10,5 - 13	75	15	35	36	35	5	822.215.3	21,6	
M25 x 1,5	3/4"	13 - 15,5	75	15	35	36	35	5	822.218.3	21,6	
M25 x 1,5	3/4"	15,5 - 18	75	15	35	36	35	5	822.219.3	21,6	
M32 x 1,5	1"	15 - 18	90	15	45	45	42	5	822.223.3	38,0	
M32 x 1,5	1"	18 - 21	90	15	45	45	42	5	822.224.3	38,0	
M32 x 1,5	1"	21 - 23,5	90	15	45	45	42	5	822.225.3	38,0	
M40 x 1,5	1.1/4"	21 - 24	94	15	55	55	48	2	822.229.3	45,1	
M40 x 1,5	1.1/4"	24 - 27	94	15	55	55	48	2	822.230.3	45,1	
M40 x 1,5	1.1/4"	27 - 30	94	15	55	55	48	2	822.231.3	45,1	

RAA, NPT, IECEx-ATEX EMC cable-hose-fitting,
 nickel plated brass, **Silicone (-70 °C till +220 °C).**



Thread	Sealtite	Clamping	Dimensions in mm						Standard	Article	Weight
			Range (mm)	A	B	C	E	F			
NPT 1/2"	3/8"	6 - 8	74	18	26	25	24	10	824.210.3	10,8	
NPT 1/2"	3/8"	8 - 10	74	18	26	25	24	10	824.211.3	10,8	
NPT 1/2"	1/2"	5,5 - 8	77	18	30	32	30	10	824.212.3	17,8	
NPT 1/2"	1/2"	8 - 10,5	77	18	30	32	30	10	824.213.3	17,8	
NPT 1/2"	1/2"	10,5 - 13	77	18	30	32	30	10	824.214.3	17,8	
NPT 3/4"	3/4"	10,5 - 13	78	18	35	36	35	5	824.215.3	21,6	
NPT 3/4"	3/4"	13 - 15,5	78	18	35	36	35	5	824.218.3	21,6	
NPT 3/4"	3/4"	15,5 - 18	78	18	35	36	35	5	824.219.3	21,6	
NPT 1"	1"	15 - 18	97	22	45	45	42	5	824.223.3	38,0	
NPT 1"	1"	18 - 21	97	22	45	45	42	5	824.224.3	38,0	
NPT 1"	1"	21 - 23,5	97	22	45	45	42	5	824.225.3	38,0	

ANACONDA
ATEX FITTINGS

RAA
ATEX FITTINGS
IP66 / IP68

ANACONDA ATEX FITTINGS

RNA AISI-316 ATEX FITTINGS IP66 / IP68



Anaconda IECEX-ATEX cable-hose-fitting type RNA AISI-316 & RAA AISI-316, stainless steel.

The IECEX-ATEX approved fittings type RNA AISI-316 and RAA AISI-316 are developed to protect one unarmoured / armoured cable (single core or multicore) with a liquidtight flexible metal conduit in potentially explosive atmospheres (ATEX). The stainless steel AISI 316 material guarantees the best resistance against corrosion and chemical attacks. They fit directly on every type of Anaconda Sealtite metal conduit. By using the right connection set also fit on non-covered conduit types like Anaconda Multiflex SLI, UI and SLB. There is also on demand a barrier version for armoured cables, type BAA AISI-316. For unarmoured cables, in case of barrier solution, we suggest to use the type BXA AISI-316. They are frequently used in the chemical and petrochemical-industry, Oil & Gas, off-shore and food industry. Typical applications are connections on big motors, transformers, control equipment and terminal boxes. In case a 45° or 90° solution is needed it is possible to use the IECEX-ATEX Anaconda adapter type RNC AISI-316



in combination with straight, 45° or 90° Anaconda fittings.

Material & Construction:

Construction: Stainless steel AISI-316 fitting, consisting of 7 parts (counter nut, clamping ring, ferrule, intermediate housing, pressure ring, sealing rubber and body).

Also available as barrier version with sealing resin.

Material: Counter nut, intermediate housing, pressure ring and body are stainless steel AISI-316, sealing rubber is from EPDM rubber, clamping ring is from PA6.

Fittings are fully RoHS compliant.

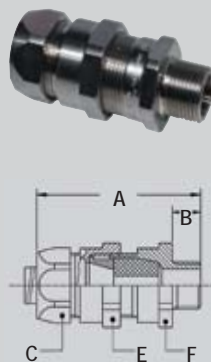
Temperature: -40 °C till +100 °C continuous. With silicone sealing rubber -70 °C till +220 °C continuous.

Protection class: IP 67 on the conduit and standard IP 66 between body and switchbox, with a flat seal between body and switchbox IP 68.

Colour: Metal.

For unarmoured cables,
IECEX-ATEX certified and marked; RCN (type) (threadsize) CE 0080
I M2 / II 2 GD / Ex d II C / Ex e II / Ex d I / Ex tD A 21 IP66 / IP68 INERIS 06ATEX0014X

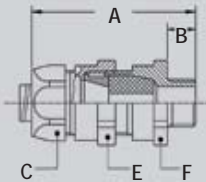
RNA AISI-316, ISO, IECEX-ATEX cable-hose-fitting, stainless steel, EPDM seal (-40 °C till +100 °C).



Thread	Sealtite Size (inch)	Clamping Range (mm)	Dimensions in mm					Standard Package	Article Number	Weight (Kg/100)
			A	B	C	E	F			
M16 x 1,5	3/8"	4 - 7	71	15	26	25	24	10	822.010.9	10,8
M16 x 1,5	3/8"	7 - 10	71	15	26	25	24	10	822.011.9	10,8
M20 x 1,5	3/8"	4 - 7	71	15	26	25	24	10	822.008.9	10,8
M20 x 1,5	3/8"	7 - 10	71	15	26	25	24	10	822.009.9	10,8
M20 x 1,5	1/2"	5,5 - 8	74	15	30	32	30	10	822.012.9	17,8
M20 x 1,5	1/2"	8 - 10,5	74	15	30	32	30	10	822.013.9	17,8
M20 x 1,5	1/2"	10,5 - 13	74	15	30	32	30	10	822.014.9	17,8
M25 x 1,5	3/4"	10,5 - 13	75	15	35	36	36	5	822.015.9	21,6
M25 x 1,5	3/4"	13 - 15,5	75	15	35	36	36	5	822.018.9	21,6
M25 x 1,5	3/4"	15,5 - 18	75	15	35	36	36	5	822.019.9	21,6
M32 x 1,5	1"	15 - 18	90	15	45	45	42	5	822.023.9	38,0
M32 x 1,5	1"	18 - 21	90	15	45	45	42	5	822.024.9	38,0
M32 x 1,5	1"	21 - 23,5	90	15	45	45	42	5	822.025.9	38,0
M40 x 1,5	1.1/4"	21 - 24	94	15	55	55	48	2	822.029.9	45,1
M40 x 1,5	1.1/4"	24 - 27	94	15	55	55	48	2	822.030.9	45,1
M40 x 1,5	1.1/4"	27 - 30	94	15	55	55	48	2	822.031.9	45,1

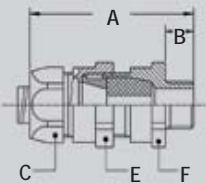
For unarmoured cables,
 IECEx-ATEX certified and marked;  RCN (type) (threadsize) CE 0080 
 I M2 / II 2 GD / Ex d II C / Ex e II / Ex d I / Ex tD A 21 IP66 / IP68 INERIS 06ATEX0014X

RNA AISI-316, NPT, IECEx-ATEX cable-hose-fitting,
 stainless steel, EPDM seal (-40 °C till +100 °C).



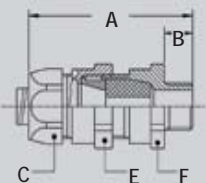
Thread	Sealite Size (inch)	Clamping Range (mm)	Dimensions in mm					Standard Package	Article Number	Weight (Kg/100)
			A	B	C	E	F			
NPT 1/2"	3/8"	4 - 7	74	18	26	25	24	10	824.010.9	10,8
NPT 1/2"	3/8"	7 - 10	74	18	26	25	24	10	824.011.9	10,8
NPT 1/2"	1/2"	5,5 - 8	77	18	30	32	30	10	824.012.9	17,8
NPT 1/2"	1/2"	8 - 10,5	77	18	30	32	30	10	824.013.9	17,8
NPT 1/2"	1/2"	10,5 - 13	77	18	30	32	30	10	824.014.9	17,8
NPT 3/4"	3/4"	10,5 - 13	78	18	35	36	36	5	824.015.9	21,6
NPT 3/4"	3/4"	13 - 15,5	78	18	35	36	36	5	824.018.9	21,6
NPT 3/4"	3/4"	15,5 - 18	78	18	35	36	36	5	824.019.9	21,6
NPT 1"	1"	15 - 18	97	22	45	45	42	5	824.023.9	38,0
NPT 1"	1"	18 - 21	97	22	45	45	42	5	824.024.9	38,0
NPT 1"	1"	21 - 23,5	97	22	45	45	42	5	824.025.9	38,0

RNA AISI-316, ISO, IECEx-ATEX cable-hose-fitting,
 stainless steel, **Silicone seal (-70 °C till +220 °C).**





Thread	Sealite Size (inch)	Clamping Range (mm)	Dimensions in mm					Standard Package	Article Number	Weight (Kg/100)
			A	B	C	E	F			
M16 x 1,5	3/8"	6 - 8	71	15	26	25	24	10	822.010.6	10,8
M16 x 1,5	3/8"	8 - 10	71	15	26	25	24	10	822.011.6	10,8
M20 x 1,5	3/8"	8 - 10	71	15	26	25	24	10	822.009.6	10,8
M20 x 1,5	1/2"	5,5 - 8	74	15	30	32	30	10	822.012.6	17,8
M20 x 1,5	1/2"	8 - 10,5	74	15	30	32	30	10	822.013.6	17,8
M20 x 1,5	1/2"	10,5 - 13	74	15	30	32	30	10	822.014.6	17,8
M25 x 1,5	3/4"	10,5 - 13	75	15	35	36	36	5	822.015.6	21,6
M25 x 1,5	3/4"	13 - 15,5	75	15	35	36	36	5	822.018.6	21,6
M25 x 1,5	3/4"	15,5 - 18	75	15	35	36	36	5	822.019.6	21,6
M32 x 1,5	1"	15 - 18	90	15	45	45	42	5	822.023.6	38,0
M32 x 1,5	1"	18 - 21	90	15	45	45	42	5	822.024.6	38,0
M32 x 1,5	1"	21 - 23,5	90	15	45	45	42	5	822.025.6	38,0
M40 x 1,5	1.1/4"	21 - 24	94	15	55	55	48	2	822.029.6	45,1
M40 x 1,5	1.1/4"	24 - 27	94	15	55	55	48	2	822.030.6	45,1
M40 x 1,5	1.1/4"	27 - 30	94	15	55	55	48	2	822.031.6	45,1

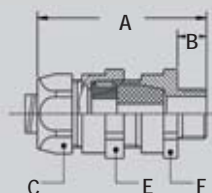
RNA AISI-316, NPT, IECEx-ATEX cable-hose-fitting,
 stainless steel, **Silicone seal (-70 °C till +220 °C).**



Thread	Sealite Size (inch)	Clamping Range (mm)	Dimensions in mm					Standard Package	Article Number	Weight (Kg/100)
			A	B	C	E	F			
NPT 1/2"	3/8"	6 - 8	74	18	26	25	24	10	824.010.6	10,8
NPT 1/2"	3/8"	8 - 10	74	18	26	25	24	10	824.011.6	10,8
NPT 1/2"	1/2"	5,5 - 8	77	18	30	32	30	10	824.012.6	17,8
NPT 1/2"	1/2"	8 - 10,5	77	18	30	32	30	10	824.013.6	17,8
NPT 1/2"	1/2"	10,5 - 13	77	18	30	32	30	10	824.014.6	17,8
NPT 3/4"	3/4"	10,5 - 13	78	18	35	36	36	5	824.015.6	21,6
NPT 3/4"	3/4"	13 - 15,5	78	18	35	36	36	5	824.018.6	21,6
NPT 3/4"	3/4"	15,5 - 18	78	18	35	36	36	5	824.019.6	21,6
NPT 1"	1"	15 - 18	97	22	45	45	42	5	824.023.6	38,0
NPT 1"	1"	18 - 21	97	22	45	45	42	5	824.024.6	38,0
NPT 1"	1"	21 - 23,5	97	22	45	45	42	5	824.025.6	38,0

For armoured cables,
 IECEX-ATEX certified and marked;  RCN (type) (threadsize) CE 0080 
 I M2 / II 2 GD / Ex d II C / Ex e II / Ex d I / Ex tD A 21 IP66 / IP68 INERIS 06ATEX0014X

RAA AISI-316, ISO, IECEX-ATEX EMC cable-hose-fitting, stainless steel, EPDM rubber (-40°C till +100°C).    

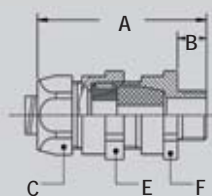


Thread	Sealtite	Clamping	Dimensions in mm						Standard	Article	Weight
			ISO	Size (inch)	Range (mm)	A	B	C			
M16 x 1,5	3/8"	4 - 7	71	15	26	25	24	10	822.210.9	10,8	
M16 x 1,5	3/8"	7 - 10	71	15	26	25	24	10	822.211.9	10,8	
M20 x 1,5	3/8"	7 - 10	71	15	26	25	24	10	822.209.9	10,8	
M20 x 1,5	1/2"	5,5 - 8	74	15	30	32	30	10	822.212.9	17,8	
M20 x 1,5	1/2"	8 - 10,5	74	15	30	32	30	10	822.213.9	17,8	
M20 x 1,5	1/2"	10,5 - 13	74	15	30	32	30	10	822.214.9	17,8	
M25 x 1,5	3/4"	10,5 - 13	75	15	35	36	36	5	822.215.9	21,6	
M25 x 1,5	3/4"	13 - 15,5	75	15	35	36	36	5	822.218.9	21,6	
M25 x 1,5	3/4"	15,5 - 18	75	15	35	36	36	5	822.219.9	21,6	
M32 x 1,5	1"	15 - 18	90	15	45	45	42	5	822.223.9	38,0	
M32 x 1,5	1"	18 - 21	90	15	45	45	42	5	822.224.9	38,0	
M32 x 1,5	1"	21 - 23,5	90	15	45	45	42	5	822.225.9	38,0	
M40 x 1,5	1.1/4"	21 - 24	94	15	55	55	48	2	822.229.9	45,1	
M40 x 1,5	1.1/4"	24 - 27	94	15	55	55	48	2	822.230.9	45,1	
M40 x 1,5	1.1/4"	27 - 30	94	15	55	55	48	2	822.231.9	45,1	



ANACONDA
ATEX FITTINGS

RAA AISI-316
ATEX FITTINGS
IP66 / IP68

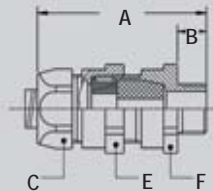
RAA AISI-316, NPT, IECEX-ATEX EMC cable-hose-fitting, stainless steel, EPDM rubber (-40°C till +100°C).    



Thread	Sealtite	Clamping	Dimensions in mm						Standard	Article	Weight
			NPT	Size (inch)	Range (mm)	A	B	C			
NPT 1/2"	3/8"	4 - 7	74	18	26	25	24	10	824.210.9	10,8	
NPT 1/2"	3/8"	7 - 10	74	18	26	25	24	10	824.211.9	10,8	
NPT 1/2"	1/2"	5,5 - 8	77	18	30	32	30	10	824.212.9	17,8	
NPT 1/2"	1/2"	8 - 10,5	77	18	30	32	30	10	824.213.9	17,8	
NPT 1/2"	1/2"	10,5 - 13	77	18	30	32	30	10	824.214.9	17,8	
NPT 3/4"	3/4"	10,5 - 13	78	18	35	36	36	5	824.215.9	21,6	
NPT 3/4"	3/4"	13 - 15,5	78	18	35	36	36	5	824.218.9	21,6	
NPT 3/4"	3/4"	15,5 - 18	78	18	35	36	36	5	824.219.9	21,6	
NPT 1"	1"	15 - 18	97	22	45	45	42	5	824.223.9	38,0	
NPT 1"	1"	18 - 21	97	22	45	45	42	5	824.224.9	38,0	
NPT 1"	1"	21 - 23,5	97	22	45	45	42	5	824.225.9	38,0	

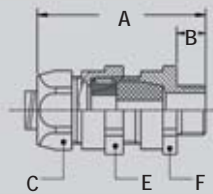
For armoured cables,
 IECEx-ATEX certified and marked;  RCN (type) (threadsize) CE 0080 
 I M2 / II 2 GD / Ex d II C / Ex e II / Ex d I / Ex tD A 21 IP66 / IP68 INERIS 06ATEX0014X

RAA AISI-316, ISO, IECEx-ATEX EMC cable-hose-fitting, stainless steel, **Silicone seal (-70 °C till +220 °C).**



Thread ISO	Sealrite Size (inch)	Clamping Range (mm)	Dimensions in mm						Standard Package	Article Number	Weight (Kg/100)
			A	B	C	E	F				
M16 x 1,5	3/8"	6 - 8	71	15	26	25	24	10	822.210.6	10,8	
M16 x 1,5	3/8"	8 - 10	71	15	26	25	24	10	822.211.6	10,8	
M20 x 1,5	3/8"	8 - 10	71	15	26	25	24	10	822.209.6	10,8	
M20 x 1,5	1/2"	5,5 - 8	74	15	30	32	30	10	822.212.6	17,8	
M20 x 1,5	1/2"	8 - 10,5	74	15	30	32	30	10	822.213.6	17,8	
M20 x 1,5	1/2"	10,5 - 13	74	15	30	32	30	10	822.214.6	17,8	
M25 x 1,5	3/4"	10,5 - 13	75	15	35	36	36	5	822.215.6	21,6	
M25 x 1,5	3/4"	13 - 15,5	75	15	35	36	36	5	822.218.6	21,6	
M25 x 1,5	3/4"	15,5 - 18	75	15	35	36	36	5	822.219.6	21,6	
M32 x 1,5	1"	15 - 18	90	15	45	45	42	5	822.223.6	38,0	
M32 x 1,5	1"	18 - 21	90	15	45	45	42	5	822.224.6	38,0	
M32 x 1,5	1"	21 - 23,5	90	15	45	45	42	5	822.225.6	38,0	
M40 x 1,5	1.1/4"	21 - 24	94	15	55	55	48	2	822.229.6	45,1	
M40 x 1,5	1.1/4"	24 - 27	94	15	55	55	48	2	822.230.6	45,1	
M40 x 1,5	1.1/4"	27 - 30	94	15	55	55	48	2	822.231.6	45,1	

RAA AISI-316, NPT, IECEx-ATEX EMC cable-hose-fitting, stainless steel, **Silicone seal (-70 °C till +220 °C).**



Thread NPT	Sealrite Size (inch)	Clamping Range (mm)	Dimensions in mm						Standard Package	Article Number	Weight (Kg/100)
			A	B	C	E	F				
NPT 1/2"	3/8"	6 - 8	74	18	26	25	24	10	824.210.6	10,8	
NPT 1/2"	3/8"	8 - 10	74	18	26	25	24	10	824.211.6	10,8	
NPT 1/2"	1/2"	5,5 - 8	77	18	30	32	30	10	824.212.6	17,8	
NPT 1/2"	1/2"	8 - 10,5	77	18	30	32	30	10	824.213.6	17,8	
NPT 1/2"	1/2"	10,5 - 13	77	18	30	32	30	10	824.214.6	17,8	
NPT 3/4"	3/4"	10,5 - 13	78	18	35	36	36	5	824.215.6	21,6	
NPT 3/4"	3/4"	13 - 15,5	78	18	35	36	36	5	824.218.6	21,6	
NPT 3/4"	3/4"	15,5 - 18	78	18	35	36	36	5	824.219.6	21,6	
NPT 1"	1"	15 - 18	97	22	45	45	42	5	824.223.6	38,0	
NPT 1"	1"	18 - 21	97	22	45	45	42	5	824.224.6	38,0	
NPT 1"	1"	21 - 23,5	97	22	45	45	42	5	824.225.6	38,0	

**ANACONDA
ATEX FITTINGS**

**RAA AISI-316
ATEX FITTINGS
IP66 / IP68**

ANAMET ATEX ADAPTERS

BXC ATEX ADAPTERS IP66



Anaconda IECEx-ATEX swivel adapter fitting type **BXC**, nickel plated brass.

The IECEx-ATEX approved barrier swivel adapter fittings, male one side, female other side, type BXC are developed to protect several loose wires with a liquidtight flexible metal conduit, in potentially explosive atmospheres (ATEX). In case a swivel or a 45° or 90° solution is needed type BXC is the best solution. The connection with an Anaconda conduit is made through a standard male Anaconda fitting (straight, 45° or 90°) which is screwed into the female thread of the adapter. The barrier has to be made through a bi-compound epoxy sealing which will be supplied together with the adapter. The BXC type can be use also to make a connection with rigid metal conduit. They are frequently used in the chemical and petrochemical-industry, Oil & Gas, off-shore and food industry. Typical applications are connections on big motors, transformers, control equipment and terminal boxes.



Material & Construction:

Construction: Nickel plated brass fitting, consisting of 4 parts (female body, swivel nut, barrier container and male body).

Separately a 2 compound epoxy resin will be supplied for creating the barrier.

Material: Female body, swivel nut, barrier container and male body are nickel plated brass.


Also available in stainless steel AISI-316.

Fittings are fully RoHS compliant.

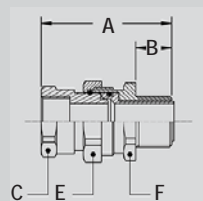
Temperature: -60 °C till +80 °C continuous.

Protection class: IP66 between body and switchbox.

Colour: Metal.


For loose wires,
IECEx-ATEX certified and marked; RCN (type) (threadsize) CE 0080 
I M2 / II 2 GD / Ex d II C / Ex e II / Ex d I / Ex tD A 21 IP66 INERIS 06ATEX0014X

BXC, ISO, Explosionproof IECEx-ATEX swivel adapter fitting, nickel plated brass, barrier type (-60 °C till +80 °C).



Thread	Thread	Min. Internal Bore (mm)	Dimensions in mm					Standard Package	Article Number	Weight (Kg/100)
			A	B	C	E	F			
M16 x 1,5	M16 x 1,5	10,4	62	15	22	26	25	10	826.116.0	12,8
M20 x 1,5	M20 x 1,5	13,8	63	15	26	30	28	10	826.120.0	16,5
M25 x 1,5	M25 x 1,5	18,5	66	15	32	35	34	5	826.125.0	22,7
M32 x 1,5	M32 x 1,5	24,5	69	15	38	45	43	5	826.132.0	36,5
M40 x 1,5	M40 x 1,5	32,0	71	15	48	55	52	2	826.140.0	53,0
M50 x 1,5	M50 x 1,5	41,0	74	15	55	57	55	2	826.150.0	55,0

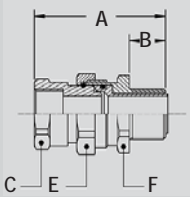
Anaconda fittings, nickel plated brass, for combination with adapter type **BXC** see page 7-23.

For loose wires,
 IECEx-ATEX certified and marked; RCN (type) (threadsize) CE 0080 
 I M2 / II 2 GD / Ex d II C / Ex e II / Ex d I / Ex tD A 21 IP66 INERIS 06ATEX0014X

BXC, NPT, Explosionproof IECEx-ATEX swivel adapter fitting, nickel plated brass, barrier type (-60 °C till +80 °C).



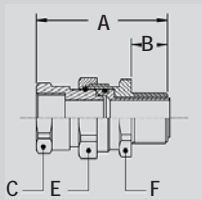
Thread Outside	Thread Inside	Min. Internal Bore (mm)	Dimensions in mm					Standard Package	Article Number	Weight (Kg/100)
			A	B	C	E	F			
NPT 1/2"	NPT 1/2"	13,9	66	18	26	30	28	10	827.116.0	16,7
NPT 3/4"	NPT 3/4"	18,6	69	18	32	35	34	5	827.120.0	23,1
NPT 1"	NPT 1"	24,5	76	22	38	45	43	5	827.126.0	37,6
NPT 1.1/4"	NPT 1.1/4"	32,0	78	22	48	55	52	2	827.135.0	54,5
NPT 1.1/2"	NPT 1.1/2"	41,0	81	24	55	57	55	2	827.140.0	57,0



BXC, Pg, Explosionproof IECEx-ATEX swivel adapter fitting, nickel plated brass, barrier type (-60 °C till +80 °C).



Thread Outside	Thread Inside	Min. Internal Bore (mm)	Dimensions in mm					Standard Package	Article Number	Weight (Kg/100)
			A	B	C	E	F			
Pg 11	Pg 11	10,4	62	15	22	26	25	10	827.511.0	12,8
Pg 13,5	Pg 13,5	10,4	63	15	26	30	28	10	827.513.0	16,5
Pg 16	Pg 16	13,8	66	15	32	35	34	10	827.516.0	17,5
Pg 21	Pg 21	18,5	69	15	38	45	43	5	827.521.0	22,7
Pg 29	Pg 29	24,5	71	15	48	55	52	5	827.529.0	36,8
Pg 36	Pg 36	32,0	74	15	55	57	55	2	827.536.0	53,5
Pg 42	Pg 42	41,0	72	18	55	57	55	2	827.542.0	55,5



Anaconda fittings, nickel plated brass, for combination with adapter type **BXC** see page 7-23.

**ANAMET
ATEX ADAPTERS**

**BXC
ATEX ADAPTERS
IP 66**

ANAMET ATEX ADAPTERS

BXC AISI-316 ATEX ADAPTERS IP 66



Anaconda IECEx-ATEX swivel adapter fitting type BXC AISI-316, stainless steel.

The IECEx-ATEX approved barrier swivel adapter fittings male one side, female other side, type BXA AISI-316 are developed to protect several loose wires with a flexible metal conduit, in potentially explosive atmospheres (ATEX). In case a swivel or a 45° or 90° solution is needed the connection with an Anaconda conduit is made through a standard male Anaconda fitting (straight, 45° or 90°) which is screwed into the female thread of the adapter. The barrier has to be made through a bi-compound epoxy sealing which will be supplied together with the adapter. The stainless steel AISI-316 material guarantees the best resistance against corrosion and chemical attacks. They are frequently used in the chemical and petrochemical-industry, Oil & Gas, off-shore and food industry. Typical applications are connections on big motors, transformers, control equipment and terminal boxes.



Material & Construction:

Construction: Stainless steel AISI-316 fitting, consisting of 4 parts (female body, swivel nut, barrier container and male body).

Separately a 2 compound epoxy resin will be supplied for creating the barrier.

Material: Female body, swivel nut, barrier container and male body are stainless steel AISI-316.


Also available in nickel plated brass.

Fittings are fully RoHS compliant.

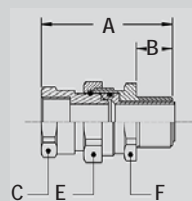
Temperature: -60 °C till +80 °C continuous.

Protection class: IP66 between body and switchbox.

Colour: Metal.


For loose wires,
IECEx-ATEX certified and marked; RCN (type) (threadsize) CE 0080 
I M2 / II 2 GD / Ex d II C / Ex e II / Ex d I / Ex tD A 21 IP 66 INERIS 06ATEX0014X

BXC AISI-316, ISO, IECEx-ATEX swivel adapter fitting, stainless steel, barrier type (-60 °C till +80 °C).

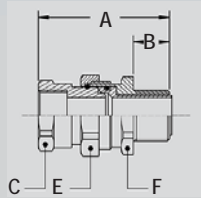


Thread	Thread	Min. Internal Bore (mm)	Dimensions in mm						Standard Package	Article Number	Weight (Kg/100)
			A	B	C	E	F				
M16 x 1,5	M16 x 1,5	10,4	62	15	22	26	25	10	826.116.9	12,8	
M20 x 1,5	M20 x 1,5	13,8	63	15	26	30	28	10	826.120.9	16,5	
M25 x 1,5	M25 x 1,5	18,5	66	15	32	35	34	5	826.125.9	22,7	
M32 x 1,5	M32 x 1,5	24,5	69	15	38	45	43	5	826.132.9	36,5	
M40 x 1,5	M40 x 1,5	32,0	71	15	48	55	52	2	826.140.9	53,0	
M50 x 1,5	M50 x 1,5	41,0	74	15	55	57	55	2	826.150.9	55,0	

Anaconda fittings, stainless steel, for combination with adapter type BXC AISI-316 see page 7-25.

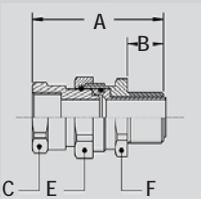
For loose wires,
 IECEx-ATEX certified and marked; RCN (type) (threadsize) CE 0080 
 I M2 / II 2 GD / Ex d II C / Ex e II / Ex d I / Ex tD A 21 IP66 INERIS 06ATEX0014X

BXC AISI-316, NPT, IECEx-ATEX swivel adapter fitting,
 stainless steel, barrier type (-60 °C till +80 °C).



Thread Outside	Thread Inside	Min. Internal Bore (mm)	Dimensions in mm					Standard Package	Article Number	Weight (Kg/100)
			A	B	C	E	F			
NPT 1/2"	NPT 1/2"	13,9	66	18	26	30	28	10	827.116.9	16,7
NPT 3/4"	NPT 3/4"	18,6	69	18	32	35	34	5	827.120.9	23,1
NPT 1"	NPT 1"	24,5	76	22	38	45	43	5	827.126.9	37,6
NPT 1.1/4"	NPT 1.1/4"	32,0	78	22	48	55	52	2	827.135.9	54,5
NPT 1.1/2"	NPT 1.1/2"	41,0	81	24	55	57	55	2	827.140.9	57,0

BXC AISI-316, Pg, IECEx-ATEX swivel adapter fitting,
 stainless steel, barrier type (-60 °C till +80 °C).



Thread Outside	Thread Inside	Min. Internal Bore (mm)	Dimensions in mm					Standard Package	Article Number	Weight (Kg/100)
			A	B	C	E	F			
Pg 11	Pg 11	10,4	62	15	22	26	25	10	827.511.9	12,8
Pg 13,5	Pg 13,5	10,4	63	15	26	30	28	10	827.513.9	16,5
Pg 16	Pg 16	13,8	66	15	32	35	34	10	827.516.9	17,5
Pg 21	Pg 21	18,5	69	15	38	45	43	5	827.521.9	22,7
Pg 29	Pg 29	24,5	71	15	48	55	52	5	827.529.9	36,8
Pg 36	Pg 36	32,0	74	15	55	57	55	2	827.536.9	53,5
Pg 42	Pg 42	41,0	72	18	55	57	55	2	827.542.9	55,0

Anaconda fittings, stainless steel, for combination with adapter type **BXC AISI-316** see page 7-25.

**ANAMET
ATEX ADAPTERS**

**BXC AISI-316
ATEX ADAPTERS
IP66**

ANAMET ATEX ADAPTERS

RNC ATEX ADAPTERS IP66 / IP68



Anamet IECEX-ATEX adapter fitting, type RNC, nickel plated brass.

The IECEX-ATEX approved adapter, male one side, female other side, type RNC, is originally developed to connect threaded rigid conduits. But it can be used also to protect unarmoured cables with a flexible metal conduit, in potentially explosive atmospheres (ATEX), in case a 45° or 90° solution is needed. The connection with an Anaconda conduit is made through a standard male Anaconda swivel fitting 45° or 90° which is screwed into the female thread of the adapter. Because RNA cable hose fittings are available only till 1.1/4", and a solution for big sizes is needed, it is also possible to use the RNC adapter from 1.1/2" up to 3" size in combination with Anaconda standard fittings. They are frequently used in the chemical and petrochemical-industry, Oil & Gas, off-shore and food industry. On demand there are also available, a version for armoured cable (type



RAC), a barrier version for unarmoured cable (type BXC) and a barrier version for armoured cables (type BAC).

Material & Construction:


Construction : Nickel plated brass fitting, consisting of 4 parts (female body, pressure ring, sealing rubber and male body).

Material: Female body, pressure ring and male body are nickel plated brass and pressure rubber is from EPDM rubber. Also available in stainless steel AISI-316.

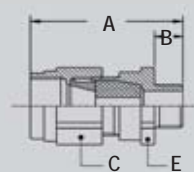
Temperature: -40 °C till +100 °C continuous. With silicone pressure rubber -70 °C till +220 °C continuous.

Protection class: Standard is IP66, with a flat seal between body and switchbox IP68.

Colour: Metal.

For unarmoured cable,
IECEX-ATEX certified and marked; RCN (type) (threadsize) CE 0080 
I M2 / II 2 GD / Ex d II C / Ex e II / Ex d I / Ex tD A 21 IP 66 / IP68 INERIS 06ATEX0014X

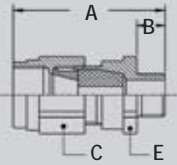
RNC, ISO, IECEX-ATEX cable-fitting, nickel plated brass, EPDM rubber seal (-40 °C till +100 °C).



Thread	Thread	Clamping Range (mm)	Dimensions in mm					Standard Package	Article Number	Weight (Kg/100)
			A	B	C	D	E			
M20 x 1,5	NPT 1/2"	5,5 - 8	63	15	32	-	30	10	297.812.0	17,4
M20 x 1,5	NPT 1/2"	8 - 10,5	63	15	32	-	30	10	297.813.0	17,4
M20 x 1,5	NPT 1/2"	10,5 - 13	63	15	32	-	30	10	297.814.0	17,4
M25 x 1,5	NPT 3/4"	10,5 - 13	63	15	36	-	35	5	297.815.0	20,6
M25 x 1,5	NPT 3/4"	13 - 15,5	63	15	36	-	35	5	297.818.0	20,6
M25 x 1,5	NPT 3/4"	15,5 - 18	63	15	36	-	35	5	297.819.0	20,6
M32 x 1,5	NPT 1"	15 - 18	77	15	45	-	42	5	297.823.0	35,6
M32 x 1,5	NPT 1"	18 - 21	77	15	45	-	42	5	297.824.0	35,6
M32 x 1,5	NPT 1"	21 - 24	77	15	45	-	42	5	297.825.0	35,6
M40 x 1,5	NPT 1.1/4"	21 - 24	77	15	50	-	48	2	297.829.0	43,1
M40 x 1,5	NPT 1.1/4"	24 - 27	77	15	50	-	48	2	297.830.0	43,1
M40 x 1,5	NPT 1.1/4"	27 - 30	77	15	50	-	48	2	297.831.0	43,1
M50 x 1,5	NPT 1.1/2"	30 - 33	77	15	57	-	55	2	297.843.0	56,8
M50 x 1,5	NPT 1.1/2"	33 - 36	77	15	57	-	55	2	297.844.0	56,8
M63 x 1,5	NPT 2"	36 - 39	77	15	67	-	68	2	297.851.0	78,4
M63 x 1,5	NPT 2"	39 - 42	77	15	67	-	68	2	297.852.0	78,4
M63 x 1,5	NPT 2"	42 - 45	77	15	67	-	68	2	297.853.0	78,4
M75 x 1,5	NPT 2.1/2"	45 - 48	85	15	80	-	80	1	297.854.0	112,4
M75 x 1,5	NPT 2.1/2"	48 - 51	85	15	80	-	80	1	297.855.0	112,4
M75 x 1,5	NPT 2.1/2"	51 - 54	85	15	80	-	80	1	297.856.0	112,4
M90 x 2	NPT 3"	54 - 58	100	20	100	-	100	1	297.857.0	223,5
M90 x 2	NPT 3"	58 - 62	100	20	100	-	100	1	297.858.0	223,5

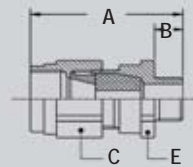
For unarmoured cable,
 IECEx-ATEX certified and marked; RCN (type) (threadsize) CE 0080 
 IM2 / II 2 GD / Ex d II C / Ex e II / Ex d I / Ex tD A 21 IP 66 / IP68 INERIS 06ATEX0014X

RNC, NPT, IECEx-ATEX cable-fitting, nickel plated
 brass, EPDM rubber seal (-40 °C till +100 °C).



Thread	Thread	Clamping Range (mm)	Dimensions in mm					Standard Package	Article Number	Weight (Kg/100)
			A	B	C	D	E			
NPT 1/2"	NPT 1/2"	5,5 - 8	66	18	32	-	30	10	297.912.0	17,4
NPT 1/2"	NPT 1/2"	8 - 10,5	66	18	32	-	30	10	297.913.0	17,4
NPT 1/2"	NPT 1/2"	10,5 - 13	66	18	32	-	30	10	297.914.0	17,4
NPT 3/4"	NPT 3/4"	10,5 - 13	66	18	36	-	35	5	297.915.0	20,6
NPT 3/4"	NPT 3/4"	13 - 15,5	66	18	36	-	35	5	297.918.0	20,6
NPT 3/4"	NPT 3/4"	15,5 - 18	66	18	36	-	35	5	297.919.0	20,6
NPT 1"	NPT 1"	15 - 18	84	22	45	-	42	5	297.923.0	35,6
NPT 1"	NPT 1"	18 - 21	84	22	45	-	42	5	297.924.0	35,6
NPT 1"	NPT 1"	21 - 24	84	22	45	-	42	5	297.925.0	35,6
NPT 1.1/4"	NPT 1.1/4"	21 - 24	84	22	50	-	48	2	297.929.0	43,1
NPT 1.1/4"	NPT 1.1/4"	24 - 27	84	22	50	-	48	2	297.930.0	43,1
NPT 1.1/4"	NPT 1.1/4"	27 - 30	84	22	50	-	48	2	297.931.0	43,1
NPT 1.1/2"	NPT 1.1/2"	30 - 33	86	24	57	-	55	2	297.943.0	56,8
NPT 1.1/2"	NPT 1.1/2"	33 - 36	86	24	57	-	55	2	297.944.0	56,8
NPT 2"	NPT 2"	36 - 39	86	24	67	-	68	2	297.951.0	78,4
NPT 2"	NPT 2"	39 - 42	86	24	67	-	68	2	297.952.0	78,4
NPT 2"	NPT 2"	42 - 45	86	24	67	-	68	2	297.953.0	78,4
NPT 2.1/2"	NPT 2.1/2"	45 - 48	98	28	80	-	80	1	297.954.0	112,4
NPT 2.1/2"	NPT 2.1/2"	48 - 51	98	28	80	-	80	1	297.955.0	112,4
NPT 2.1/2"	NPT 2.1/2"	51 - 54	98	28	80	-	80	1	297.956.0	112,4
NPT 3"	NPT 3"	54 - 58	108	28	100	-	100	1	297.957.0	223,5
NPT 3"	NPT 3"	58 - 62	108	28	100	-	100	1	297.958.0	223,5

RNC, Pg, IECEx-ATEX cable-fitting, nickel plated
 brass, EPDM rubber seal (-40 °C till +100 °C).

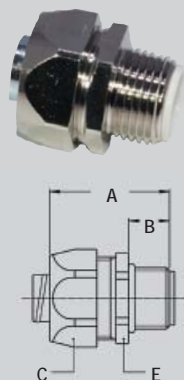


Thread	Thread	Clamping Range (mm)	Dimensions in mm					Standard Package	Article Number	Weight (Kg/100)
			A	B	C	D	E			
Pg 11	NPT 1/2"	5,5 - 8	63	15	32	-	30	10	297.611.0	17,4
Pg 13,5	NPT 1/2"	5,5 - 8	63	15	32	-	30	10	297.612.0	17,4
Pg 13,5	NPT 1/2"	8 - 10,5	63	15	32	-	30	10	297.613.0	17,4
Pg 13,5	NPT 1/2"	10,5 - 13	63	15	32	-	30	10	297.614.0	17,4
Pg 16	NPT 3/4"	10,5 - 13	63	15	36	-	35	5	297.615.0	20,6
Pg 16	NPT 3/4"	13 - 15,5	63	15	36	-	35	5	297.618.0	20,6
Pg 16	NPT 3/4"	15,5 - 18	63	15	36	-	35	5	297.619.0	20,6
Pg 21	NPT 1"	15 - 18	77	15	45	-	42	5	297.623.0	35,6
Pg 21	NPT 1"	18 - 21	77	15	45	-	42	5	297.624.0	35,6
Pg 21	NPT 1"	21 - 24	77	15	45	-	42	5	297.625.0	35,6
Pg 29	NPT 1.1/4"	21 - 24	79	17	50	-	48	2	297.629.0	43,1
Pg 29	NPT 1.1/4"	24 - 27	79	17	50	-	48	2	297.630.0	43,1
Pg 29	NPT 1.1/4"	27 - 30	79	17	50	-	48	2	297.631.0	43,1
Pg 36	NPT 1.1/2"	30 - 33	79	17	57	-	55	2	297.643.0	56,8
Pg 36	NPT 1.1/2"	33 - 36	79	17	57	-	55	2	297.644.0	56,8
Pg 48	NPT 2"	36 - 39	88	18	67	-	68	2	297.651.0	78,4
Pg 48	NPT 2"	39 - 42	88	18	67	-	68	2	297.652.0	78,4
Pg 48	NPT 2"	42 - 45	88	18	67	-	68	2	297.653.0	78,4

Anaconda fittings, nickel plated brass, for combination with adapter type RNC



NPT straight fitting, male, nickel plated brass.

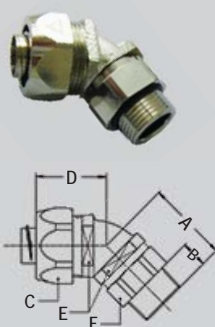


Thread	Sealtite Size (inch)	Min. Internal Bore (mm)	Dimensions in mm					Standard Package	Article Number	Weight (Kg/100)
			A	B	C	D	E			
1/2" NPT	5/16"	8,3	35	12	26	-	24	10	814.011.1*	5,6
1/2" NPT	3/8"	10,2	35	12	26	-	24	10	814.012.1	5,6
1/2" NPT	1/2"	13,9	37	13	29	-	27	10	814.016.1	6,2
3/4" NPT	3/4"	18,5	40	15	35	-	33	5	814.020.1	8,9
1" NPT	1"	23,8	46	15	45	-	43	5	814.026.1	25,0
1.1/4" NPT	1.1/4"	31,8	52	16	54	-	52	2	814.035.1	40,0
1.1/2" NPT	1.1/2"	36,8	56	18	63	-	60	2	814.040.1	43,8
2" NPT	2"	47,8	66	20	77	-	74	2	814.050.1	73,5
2.1/2" NPT	2.1/2"	59,0	72	24	95	-	90	1	814.063.1*	134,4
3" NPT	3"	71,5	80	28	110	-	105	1	814.075.1*	172,8

* Fittings for 5/16", 2.1/2" and 3" conduit without UL/CSA approval.

ANACONDA STANDARD FITTINGS

IN COMBINA- TION WITH RNC ATEX ADAPTERS IP66 / IP68



NPT 45° swivel fitting, male, nickel plated brass.



Thread	Sealtite Size (inch)	Min. Internal Bore (mm)	Dimensions in mm						Standard Package	Article Number	Weight (Kg/100)
			A	B	C	D	E	F			
NPT 1/2"	3/8"	10,4	36	12	26	28	22	22	10	819.412.0	11,5
NPT 1/2"	1/2"	13,8	36	12	29	30	27	25	10	819.416.0	14,0
NPT 3/4"	3/4"	17,4	39	12	35	32	33	31	5	819.420.0	22,0
NPT 1"	1"	23,4	42	13	45	37	42	38	5	819.426.0	37,0



NPT 90° swivel fitting, male, nickel plated brass.



Thread	Sealtite Size (inch)	Min. Internal Bore (mm)	Dimensions in mm						Standard Package	Article Number	Weight (Kg/100)
			A	B	C	D	E	F			
NPT 1/2"	3/8"	10,4	41	12	26	35	22	22	10	819.912.0	12,0
NPT 1/2"	1/2"	13,8	41	12	29	37	27	25	10	819.916.0	14,0
NPT 3/4"	3/4"	17,4	48	12	35	44	33	31	5	819.920.0	23,5
NPT 1"	1"	23,4	56	13	45	55	42	38	5	819.926.0	42,0



Important note:

For an IECEx-ATEX solution in bigger sizes 45° and 90°, the best option is to take the IECEx-ATEX swivel adapter type BXC (pages 7-15 and 7-16) in combination with the regular corresponding fittings in 45° and 90° (see chapter 4).



Anamet IECEX-ATEX adapter fitting, type RNC AISI-316, stainless steel.

The IECEX-ATEX approved adapter fitting male one side, female other side, type RNC AISI-316, is originally developed to connect threaded rigid conduits. But it can be used also to protect unarmoured cable with a flexible metal conduit, in potentially explosive atmospheres (ATEX), in combination with Anaconda stainless steel fittings, straight, 45 and 90 degrees. The stainless steel AISI-316 material guarantees the best resistance against corrosion and chemical attacks. They are frequently used in the chemical and petrochemical-industry, Oil & Gas, off-shore and food industry. Typical applications are connections on big motors, transformers, control equipment and terminal boxes. On demand there is also available a version for armoured cable (type RAC AISI-316), a barrier version for unarmoured cable (type BXC AISI-316) and a barrier version for armoured cables (type BAC AISI-316).

Material & Construction:

Construction : Stainless steel AISI-316 fitting, consisting of 4 parts (female body, pressure ring, sealing rubber and male body).

Material: Female body, pressure ring and male body are stainless steel AISI-316 and pressure rubber is from EPDM rubber. Also available in nickel plated brass.


Temperature: -40 °C till +100 °C continuous. With silicone pressure rubber -70 °C till +220 °C continuous.

Protection class: Standard is IP66, with a flat seal between body and switchbox IP68.

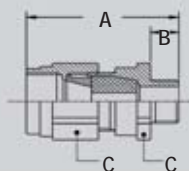
Colour: Metal.

ANAMET ATEX CABLE- FITTINGS

RNC AISI-316 ATEX ADAPTERS IP66 / IP68

For unarmoured cable,
IECEX-ATEX certified and marked; RCN (type) (threadsize) CE 0080 
I M2 / II 2 GD / Ex d II C / Ex e II / Ex d I / Ex tD A 21 IP 66 / IP68 INERIS 06ATEX0014X

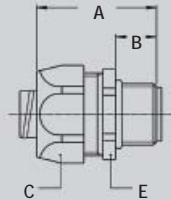
RNC AISI-316, ISO, IECEX-ATEX cable-adapter, stainless steel AISI-316, EPDM rubber seal (-40°C till +100°C).



Thread Outer ISO	Thread Inner NPT	Clamping Range (mm)	Dimensions in mm					Standard Package	Article Number	Weight (Kg/100)
			A	B	C	D	E			
M20 x 1,5	NPT 1/2"	5,5 - 8	63	15	32	-	30	10	297.812.9	17,4
M20 x 1,5	NPT 1/2"	8 - 10,5	63	15	32	-	30	10	297.813.9	17,4
M20 x 1,5	NPT 1/2"	10,5 - 13	63	15	32	-	30	10	297.814.9	17,4
M25 x 1,5	NPT 3/4"	10,5 - 13	63	15	36	-	35	5	297.815.9	20,6
M25 x 1,5	NPT 3/4"	13 - 15,5	63	15	36	-	35	5	297.818.9	20,6
M25 x 1,5	NPT 3/4"	15,5 - 18	63	15	36	-	35	5	297.819.9	20,6
M32 x 1,5	NPT 1"	15 - 18	77	15	45	-	42	5	297.823.9	35,6
M32 x 1,5	NPT 1"	18 - 21	77	15	45	-	42	5	297.824.9	35,6
M32 x 1,5	NPT 1"	21 - 24	77	15	45	-	42	5	297.825.9	35,6
M40 x 1,5	NPT 1.1/4"	21 - 24	77	15	50	-	48	2	297.829.9	43,1
M40 x 1,5	NPT 1.1/4"	24 - 27	77	15	50	-	48	2	297.830.9	43,1
M40 x 1,5	NPT 1.1/4"	27 - 30	77	15	50	-	48	2	297.831.9	43,1
M50 x 1,5	NPT 1.1/2"	30 - 33	77	15	57	-	55	2	297.843.9	56,8
M50 x 1,5	NPT 1.1/2"	33 - 36	77	15	57	-	55	2	297.844.9	56,8
M63 x 1,5	NPT 2"	36 - 39	77	15	67	-	68	2	297.851.9	78,4
M63 x 1,5	NPT 2"	39 - 42	77	15	67	-	68	2	297.852.9	78,4
M63 x 1,5	NPT 2"	42 - 45	77	15	67	-	68	2	297.853.9	78,4

Anaconda fittings, stainless steel, for combination with adapter type RNC

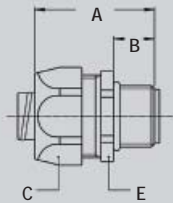
NPT straight fitting, male, stainless steel (AISI-304).



Thread NPT	Sealtite Size (inch)	Min. Internal Bore (mm)	Dimensions in mm					Standard Package	Article Number	Weight (Kg/100)
			A	B	C	D	E			
1/2" NPT	5/16"	8,3	37	13	27	-	24	10	814.011.9*	6,0
1/2" NPT	3/8"	10,2	37	13	27	-	24	10	814.012.9	6,0
1/2" NPT	1/2"	13,9	37	13	30	-	27	10	814.016.9	6,7
3/4" NPT	3/4"	18,5	40	15	36	-	36	5	814.020.9	9,6
1" NPT	1"	23,8	46	15	46	-	46	5	814.026.9	27,0

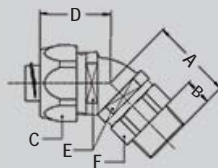
* Fittings for 5/16" conduit without UL/CSA approval., a special connection set will be delivered separately.

NPT straight fitting, male, stainless steel (AISI-316).



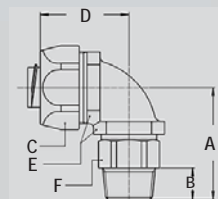
Thread NPT	Sealtite Size (inch)	Min. Internal Bore (mm)	Dimensions in mm					Standard Package	Article Number	Weight (Kg/100)
			A	B	C	D	E			
1/2" NPT	3/8"	10,2	35	12	26	-	24	10	814.112.9	6,0
1/2" NPT	1/2"	13,9	37	13	29	-	27	10	814.116.9	6,7
3/4" NPT	3/4"	18,5	40	15	35	-	33	5	814.120.9	9,6
1" NPT	1"	23,8	46	15	45	-	43	5	814.126.9	27,0

NPT 45° swivel fitting, male, stainless steel (AISI-316).



Thread NPT	Sealtite Size (inch)	Min. Internal Bore (mm)	Dimensions in mm					Standard Package	Article Number	Weight (Kg/100)	
			A	B	C	D	E				F
NPT 1/2"	3/8"	10,4	36	12	27	28	22	22	10	819.212.9	11,5
NPT 1/2"	1/2"	13,8	36	12	30	30	27	25	10	819.216.9	14,0
NPT 3/4"	3/4"	17,4	-	12	36	-	-	-	5	838.220.9	22,0
NPT 1"	1"	23,4	-	13	46	-	-	-	5	838.226.9	37,0

NPT 90° swivel fitting, male, stainless steel (AISI-316).




Thread NPT	Sealtite Size (inch)	Min. Internal Bore (mm)	Dimensions in mm					Standard Package	Article Number	Weight (Kg/100)	
			A	B	C	D	E				F
NPT 1/2"	3/8"	10,4	41	12	27	35	22	22	10	819.512.9	12,0
NPT 1/2"	1/2"	13,8	41	12	30	37	27	25	10	819.516.9	14,0
NPT 3/4"	3/4"	17,4	-	12	36	-	-	-	5	838.520.9	23,5
NPT 1"	1"	23,4	-	13	46	-	-	-	5	838.526.9	42,0



ANACONDA
STANDARD
FITTINGS

IN COMBINA-
TION WITH RNC
ATEX ADAPTERS
IP66 / IP68










**CONDUIT SYSTEMS
FOR ELECTRICAL WIRES
AND CABLES:**

**ANAMET ALL-PLASTIC
SYSTEM**

 **ANAMET EUROPE**
THE MANUFACTURER OF ANACONDA SEALTITE

Conduit selection table Anamet All-Plastic system

All-Plastic Type	Material Innercore	Material Cover	Tempera- ture		Resistance (NEN-EN-IEC 61386)			Flexi- bility	Resistance		Approvals	Protec- tion Class	Page
			Min.	Max.	Compr.	Impact	Tensile		UV	Oil			
 CNP Orange	PVC, Nylon reinforced - RoHS	-	-20	+60	1 (125N)	3 (2J)	4 (1000N)	++	++++	++++	UL SG PG GOST-R	IP 67	8-02
 CNP Grey	PVC, Nylon reinforced - RoHS	-	-20	+60	1 (125N)	3 (2J)	4 (1000N)	++	++++	++++	UL SG PG GOST-R	IP 67	8-03
 NMUA Grey	PVC, PVC reinforced - RoHS	-	-20	+80	2 (320N)	3 (2J)	4 (1000N)	+++	++++	+++	UL SG PG GOST-R	IP 67	8-06
 NMSF Grey	PVC, PVC reinforced - RoHS	-	-20	+80	1 (125N)	3 (2J)	4 (1000N)	++++	+++	+++	PG GOST-R	IP 67	8-07
 NMFG Blue	PVC, PVC reinforced - RoHS	-	-20	+60	1 (125N)	3 (2J)	4 (1000N)	++++	+++	+++	FDA PG GOST-R	IP 67	8-11
 MPC Grey	Metal spiral	PVC - RoHS	-20	+70	3 (750N)	3 (2J)	1 (100N)	++++	+++	++		IP 67	8-13
 MPU Blue	Metal Spiral	TPU Halogen-free RoHS	-40	+90	3 (750N)	3 (2J)	1 (100N)	++++	+++	++++		IP 67	8-14

CONDUIT SELECTION TABLE

The fittings for All-Plastic are outlined on the next page after the conduit and/or in chapter 5.





**Sealtite CNP orange:
All-plastic, robust, UL & CSA
approved (type A).**

Type CNP is very abrasion resistant and available for use at heavy circumstances and frequent movement. The CNP is also perfectly suited for use on machines and installations that will be exported to countries outside Europe. This type of conduit is usually applied in rail-signalling-systems, trains, paper industry, steelworks and food industry.

Material & Construction:

Construction: Thick smooth thermoplastic (PVC compound) core, with braided nylon reinforcement and thick smooth thermoplastic (PVC compound) cover.

Cover specifications: PVC, lead-free according to RoHS, nylon reinforced, smoothbore in- and outside, sunlight and UV resistant, suitable for outside installation. The cover is resistant against oil and greases.

Special approvals: UL- 1660, type A (file # E 75863) and CSA C22.2 (file # 15275).

Temperature range: -20 °C till +60 °C, intermittent up to +80 °C. For CSA -18 °C till +75 °C.

Colour: Orange (grey is also available).

Classification according NEN-EN-IEC 61386:

Compression resistance: Class 1, Very light (125 N).

Impact resistance: Class 3, Medium (2 J).

Tensile strength: Class 4, Heavy (1000 N).

Protection class: IP 67 (dust-proof, water-tight).



Nylon reinforced PVC

Sealtite	Diameter		Bending radius		Standard carton		Small carton		Reels		Weight (Kg/m)
	Size (Inch)	Inside (mm)	Outside (mm)	Static (mm)	Dynamic (mm)	Metre	Article No.	Metre	Article No.	Metre	
						Orange		Orange		Orange	
3/8"	12,6	19,4	70	100	76	321.012.1	-	-	-	-	0,41
1/2"	16,1	23,4	90	125	60	321.016.1	-	-	-	-	0,43
3/4"	21,0	29,5	115	160	53	321.020.1	-	-	-	-	0,47
1"	26,5	36,3	170	200	30	321.026.1	-	-	-	-	0,65
1.1/4"	35,1	46,0	200	240	15	321.035.1	-	-	-	-	0,87
1.1/2"	40,7	52,4	230	290	15	321.040.1	-	-	-	-	1,22
2"	52,4	66,6	260	350	15	321.050.1	-	-	-	-	1,81

The fittings for Sealtite CNP are outlined on pages 8-04 and 8-05.



Size Sealtite	Inch	-	-	3/8"	1/2"	3/4"	1"	1 1/4"	1 1/2"	2"	-	-	-
Fittings	ISO	-	-	M16	M20	M25	M32	M40	M50-M63	M63	-	-	-
	PG	-	-	-	-	-	-	-	-	-	-	-	-
	NPT	-	-	1/2"	1/2"	3/4"	1"	1 1/4"	1 1/2"	2"	-	-	-



**ANAMET
ALL-PLASTIC
CONDUITS**

**CONDUIT
TYPE CNP
GREY**



**Sealtite CNP grey :
All-plastic, robust, UL & CSA
approved (type A).**

Type CNP is very abrasion resistant and available for use at heavy circumstances and frequent movement. The CNP is also perfectly suited for use on machines and installations that will be exported to countries outside Europe. This type of conduit is usually applied in rail-signalling-systems, trains, paper industry, steelworks and food industry.

Material & Construction:

Construction: Thick smooth thermoplastic (PVC compound) core, with braided nylon reinforcement and thick smooth thermoplastic (PVC compound) cover.

Cover specifications: PVC, lead-free according to RoHS, nylon reinforced, smoothbore in- and outside, sunlight and UV resistant, suitable for outside installation. The cover is resistant against oil and greases.

Special approvals: UL- 1660, type A (file # E 75863) and CSA C22.2 (file # 15275).



Temperature range: -20 °C till +60 °C, intermittent up to +80 °C. For CSA -18 °C till +75 °C..

Colour: Grey (orange is also available).

Classification according NEN-EN-IEC 61386:

Compression resistance: Class 1, Very light (125 N).

Impact resistance: Class 3, Medium (2 J).

Tensile strength: Class 4, Heavy (1000 N).

Protection class: IP 67 (dustproof, watertight).



Nylon reinforced PVC

Sealtite	Diametre		Bending radius		Standard carton		Small carton		Reels		Weight (Kg/m)
	Size (Inch)	Inside (mm)	Outside (mm)	Static (mm)	Dynamic (mm)	Metre	Article No.	Metre	Article No.	Metre	
						Grey			Grey		Grey
3/8"	12,6	19,4	70	100	76	313.012.1	-	-	-	-	0.41
1/2"	16,1	23,4	90	125	60	313.016.1	-	-	-	-	0.43
3/4"	21,0	29,5	115	160	53	313.020.1	-	-	-	-	0.47
1"	26,5	36,3	170	200	30	313.026.1	-	-	-	-	0.65
1.1/4"	35,1	46,0	200	240	15	313.035.1	-	-	-	-	0.87
1.1/2"	40,7	52,4	230	290	15	313.040.1	-	-	-	-	1.22
2"	52,4	66,6	260	350	15	313.050.1	-	-	-	-	1.81

The fittings for Sealtite CNP are outlined on pages 8-04 and 8-05.



Size Sealtite	Inch	-	-	3/8"	1/2"	3/4"	1"	1 1/4"	1 1/2"	2"	-	-	-
Fittings	ISO	-	-	M16	M20	M25	M32	M40	M50-M63	M63	-	-	-
	PG	-	-	-	-	-	-	-	-	-	-	-	-
	NPT	-	-	1/2"	1/2"	3/4"	1"	1 1/4"	1 1/2"	2"	-	-	-



Anamet galvanised steel fittings for Sealtite type CNP.

This galvanised steel Anamet fitting is a standard fitting for a heavy wall all-plastic conduit, like the Sealtite CNP. Because of the UL & CSA approvals the fittings are also suitable for export projects outside Europe.

Material & Construction:

Construction: Galvanised steel fitting, consisting of 3 parts (counter nut, ferrule and body).

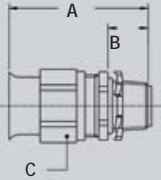
Material: Counter nut, and body are galvanised steel. The ferrule and insert are from PA6 (white for NPT).

Temperature: -45 °C till +105 °C continuous.

Protection class: IP 67 (dust-proof, water-tight).

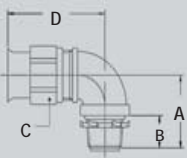
Colour: Metal.

NPT straight fitting, male, galvanised steel (including NPT lock nut).



Thread	CNP Size (inch)	Min. Internal Bore (mm)	Dimensions in mm					Standard Package	Article Number	Weight (Kg/100)
			A	B	C	D	E			
NPT 1/2"	3/8"	11	55	15	27	-	-	25	298.312.0	10,2
NPT 1/2"	1/2"	14	66	15	32	-	-	25	298.316.0	14,7
NPT 3/4"	3/4"	18	66	15	39	-	-	25	298.320.0	20,2
NPT 1"	1"	25	73	18	45	-	-	5	298.326.0	29,2
NPT 1.1/4"	1.1/4"	34	87	19	59	-	-	5	298.335.0	54,0
NPT 1.1/2"	1.1/2"	39	87	19	67	-	-	2	298.340.0	63,0
NPT 2"	2"	50	101	19	82	-	-	1	298.350.0	108,0

NPT 90° fitting, male, galvanised steel (including NPT lock nut).



Thread	CNP Size (inch)	Min. Internal Bore (mm)	Dimensions in mm					Standard Package	Article Number	Weight (Kg/100)
			A	B	C	D	E			
NPT 1/2"	3/8"	11	32	15	29	52	-	25	298.712.0	13,6
NPT 1/2"	1/2"	14	33	15	33	60	-	25	298.716.0	17,2
NPT 3/4"	3/4"	18	37	15	41	64	-	25	298.720.0	29,9
NPT 1"	1"	25	44	18	49	70	-	5	298.726.0	36,8
NPT 1.1/4"	1.1/4"	34	50	19	61	88	-	5	298.735.0	69,6
NPT 1.1/2"	1.1/2"	39	57	19	71	91	-	2	298.740.0	92,0
NPT 2"	2"	50	64	19	86	112	-	1	298.750.0	142,0

**ANAMET
ALL-PLASTIC
CONDUITS**

**LIQUID-TIGHT
FITTINGS FOR
TYPE CNP
IP 67**



Anaconda stainless steel fittings for Sealrite CNP.

This stainless steel Anaconda fitting is a special sanitary design and offers great corrosion protection in combination with a nice appearance. Typically used in the pharmaceutical and food industry.



Material & Construction:

Construction: Stainless steel (AISI-303) fitting, consisting of 4 parts (counter nut, clamping ring, ferrule and body).

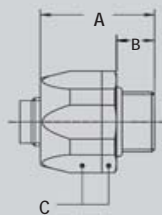
Material: Counter nut, clamping ring and body are stainless steel (AISI-303), ferrule is from PA6.

Temperature: -45 °C till +105 °C continuous.

Protection class: IP 67 (dust-proof, water-tight).

Colour: Metal.

ISO straight fitting, male, stainless steel (AISI-303).



Thread	CNP Size (inch)	Min. Internal Bore (mm)	Dimensions in mm					Standard Package	Article Number	Weight (Kg/100)
			A	B	C	D	E			
M16 x 1,5	3/8"	10,5	37	13	30	-	-	10	828.016.9	7,8
M20 x 1,5	1/2"	13,5	42	13	36	-	-	10	828.020.9	11,0
M25 x 1,5	3/4"	18,0	44	15	41	-	-	5	828.025.9	17,0
M32 x 1,5	1"	24,5	48	15	50	-	-	5	828.032.9	34,0
M40 x 1,5	1.1/4"	33,5	57	16	60	-	-	2	828.040.9	40,0
M50 x 1,5	1.1/2"	38,5	64	19	66	-	-	1	828.050.9	85,0
M63 x 1,5	1.1/2"	38,5	64	19	81	-	-	1	828.060.9	108,0
M63 x 1,5	2"	49,5	75	19	81	-	-	1	828.063.9	112,0

**ANAMET
ALL-PLASTIC
CONDUITS**

**LIQUID-TIGHT
FITTINGS FOR
TYPE CNP
IP 67**



Sealtite NMUA grey:
All-plastic, medium mechanical strength, flexible, UL & CSA approved (type B).

The NMUA is the universal applicable all plastic Sealtite conduit. The lead-free PVC cover is perfect for applications where no high demands or extreme circumstances will influence the conduit. For this reason type NMUA is used in the machine and apparatus industry, train-warning-systems, and the food industry. Type NMUA is particularly used where an UL/CSA approval is demanded.

Material & Construction:

Construction: Thick smooth thermoplastic (PVC compound) core reinforced with PVC spiral.

Cover specifications: PVC, smoothbore in- and outside, with PVC spiral reinforced, lead-free according to RoHS, sunlight and UV resistant, suitable for outside and burial installation.

Special approvals: UL- 1660 type B (file # E 211327) and

CSA C22.2 (file # 20817)

Temperature range: -20 °C till +80 °C, intermittent up to +100 °C. For CSA -18 °C till +75 °C.

Colour: Grey.

Classification according NEN-EN-IEC 61386:

Compression resistance: Class 2, Light (320 N).

Impact resistance: Class 3, Medium (2 J).

Tensile strength: Class 4, Heavy (1000 N).

Protection class: IP 67 (dust-proof, water-tight).



Spiral reinforced PVC

Sealtite	Diametre		Bending radius		Standard carton		Small carton		Reels		Weight (Kg/m)
	Size (Inch)	Inside (mm)	Outside (mm)	Static (mm)	Dynamic (mm)	Metre	Article No.	Metre	Article No.	Metre	
						Grey		Grey		Grey	
3/8"	12,6	17,8	70	100	30	300.012.0	-	-	-	-	0,13
1/2"	16,0	21,1	100	135	30	300.016.0	-	-	-	-	0,20
3/4"	21,1	26,4	130	175	30	300.020.0	-	-	-	-	0,30
1"	26,8	33,1	180	220	30	300.026.0	-	-	-	-	0,38
1.1/4"	35,4	41,8	225	270	15	300.035.0	-	-	-	-	0,55
1.1/2"	40,3	47,8	255	320	15	300.040.0	-	-	-	-	0,70
2"	51,6	59,9	310	400	15	300.050.0	-	-	-	-	1,00

The fittings for Sealtite NMUA are outlined on pages 8-08 till 8-10. Sealtite fittings illustrated in chapter 5 can also be used.



Size Sealtite	Inch	-	-	3/8"	1/2"	3/4"	1"	1 1/4"	1 1/2"	2"	-	-	-
Fittings	ISO	-	-	M16 - M20	M20	M25	M32	M40	M50	M63	-	-	-
	PG	-	-	11 - 13,5	16	21	29	36	42	48	-	-	-
	NPT	-	-	1/2"	1/2"	3/4"	1"	1 1/4"	1 1/2"	2"	-	-	-



Sealtite NMSF grey:
All-plastic, medium mechanical strength, soft flexible.



The NMSF is a softer and more flexible execution of type NMUA. The lead-free PVC cover is perfect for applications where no high demands or extreme circumstances will influence the conduit and where no UL/CSA approval is needed. For this reason type NMSF is used in the general machine and apparatus industry.

Classification according NEN-EN-IEC 61386:
Compression resistance: Class 1, Very Light (125 N).
Impact resistance: Class 3, Medium (2 J).
Tensile strength: Class 4, Heavy (1000 N).
Protection class: IP 67 (dust-proof, water-tight).

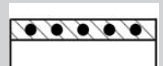
Material & Construction:

Construction: Thick smooth thermoplastic (PVC compound) core reinforced with PVC spiral.

Cover specifications: PVC, smoothbore in- and outside, with PVC spiral reinforced, lead-free according to RoHS, sunlight and UV resistant, suitable for outside and burial installation.

Temperature range: -20 °C till +80 °C, intermittent up to +100 °C.

Colour: Grey.



Spiral reinforced PVC

**ANAMET
 ALL-PLASTIC
 CONDUITS**

**CONDUIT
 TYPE NMSF
 GREY**

Sealtite	Diameter		Bending radius		Standard carton		Small carton		Reels		Weight (Kg/m)	
	Size (Inch)	Inside (mm)	Outside (mm)	Static (mm)	Dynamic (mm)	Metre	Article No.	Metre	Article No.	Metre		Article No.
						Grey			Grey		Grey	
3/8"	12,6	17,8	70	100	30	325.012.0	-	-	-	-	-	0,12
1/2"	16,0	21,1	100	135	30	325.016.0	-	-	-	-	-	0,18
3/4"	21,1	26,4	130	175	30	325.020.0	-	-	-	-	-	0,28
1"	26,8	33,1	180	220	30	325.026.0	-	-	-	-	-	0,34
1.1/4"	35,4	41,8	225	270	15	325.035.0	-	-	-	-	-	0,46
1.1/2"	40,3	47,8	255	320	15	325.040.0	-	-	-	-	-	0,6
2"	51,6	59,9	310	400	15	325.050.0	-	-	-	-	-	0,8

The fittings for Sealtite NMSF are outlined on pages 8-08 till 8-10. Sealtite fittings illustrated in chapter 5 can also be used.



Size Sealtite	Inch	-	-	3/8"	1/2"	3/4"	1"	1 1/4"	1 1/2"	2"	-	-	-
Fittings	ISO	-	-	M16 - M20	M20	M25	M32	M40	M50	M63	-	-	-
	PG	-	-	11 - 13,5	16	21	29	36	42	48	-	-	-
	NPT	-	-	1/2"	1/2"	3/4"	1"	1 1/4"	1 1/2"	2"	-	-	-



Anamet, halogenfree, polyamide fittings for Anaconda Sealtite NMUA / NMSF / NMFG.



These polyamide PA6 Anamet fittings are specially made for the combination with Anaconda Sealtite NMUA / NMSF and NMFG. This fitting offers liquid-tightness in combination with the UL & CSA approvals which makes them also suitable for export projects outside Europe.

Material & Construction:

Construction: Plastic fitting, consisting of 2 parts (counter

nut and body).

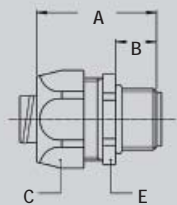
Material: Polyamide PA-6, V-2, halogenfree.

Special approvals: UL- 1660, type A (file # E234207) and CSA C22.2 (file #E234207).

Temperature: -40 °C till +120 °C continuous.

Protection class: IP 67 (dust-proof, water-tight).

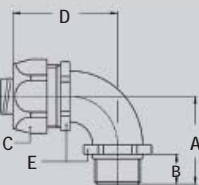
Colour: Grey.



ISO straight fitting, male, PA 6



Thread	NMUA	Min. Internal	Dimensions in mm					Standard	Article	Weight
			ISO	Size (inch)	Bore (mm)	A	B			
M16 x 1,5	3/8"	10,9	47	14	35	-	33	25	263.016.0	2,0
M20 x 1,5	1/2"	14,4	47	14	35	-	33	25	263.020.0	2,3
M25 x 1,5	3/4"	18,0	49	16	43	-	39	10	263.025.0	3,4
M32 x 1,5	1"	23,9	53	16	49	-	44	5	263.032.0	5,8



ISO 90° fitting, male, PA 6

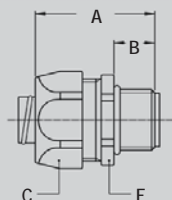


Thread	NMUA	Min. Internal	Dimensions in mm					Standard	Article	Weight
			ISO	Size (inch)	Bore (mm)	A	B			
M16 x 1,5	3/8"	10,9	30	13	35	60	31	10	263.116.0	2,4
M20 x 1,5	1/2"	14,4	30	13	35	60	31	10	263.120.0	2,9
M25 x 1,5	3/4"	18,0	40	14	43	68	37	10	263.125.0	4,1
M32 x 1,5	1"	23,9	50	16	49	82	45	5	263.132.0	6,7

**ANAMET
ALL-PLASTIC
CONDUITS**

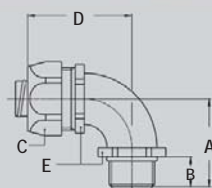
**LIQUID-TIGHT
FITTINGS FOR
NMUA / NMSF
IP 67**

NPT straight fitting, male, PA 6
(including NPT lock nut).



Thread NPT	NMUA Size (inch)	Min. Internal Bore (mm)	Dimensions in mm					Standard Package	Article Number	Weight (Kg/100)
			A	B	C	D	E			
1/2"	3/8"	10,9	47	14	35	-	33	25	263.312.0	2,3
1/2"	1/2"	14,4	47	14	35	-	33	25	263.316.0	2,6
3/4"	3/4"	18,0	49	16	43	-	39	10	263.320.0	3,8
1"	1"	23,9	53	16	49	-	44	5	263.326.0	6,3
1.1/4"	1.1/4"	30,6	60	18	59	-	55	5	263.335.0	9,5
1.1/2"	1.1/2"	35,4	64	19	66	-	61	1	263.340.0	10,3
2"	2"	47,8	72	21	83	-	79	1	263.350.0	19,5

NPT 90° fitting, male, PA 6
(including NPT lock nut).



Thread NPT	NMUA Size (inch)	Min. Internal Bore (mm)	Dimensions in mm					Standard Package	Article Number	Weight (Kg/100)
			A	B	C	D	E			
1/2"	3/8"	10,9	30	13	35	60	31	10	263.412.0	2,7
1/2"	1/2"	14,4	30	13	35	60	31	10	263.416.0	3,2
3/4"	3/4"	18,0	40	14	43	68	37	10	263.420.0	4,5
1"	1"	23,9	50	16	49	82	45	5	263.426.0	7,2
1.1/4"	1.1/4"	30,6	68	18	59	84	54	5	263.435.0	14,4
1.1/2"	1.1/2"	35,4	70	19	66	88	59	1	263.440.0	16,8
2"	2"	47,8	73	21	83	90	74	1	263.450.0	27,2

ANAMET
ALL-PLASTIC
CONDUITS

LIQUID-TIGHT
FITTINGS FOR
NMUA / NMSF
IP 67



Anaconda nickel plated brass fittings for NMUA / NMSF.

The nickel plated brass Anaconda fittings can also be used with Anaconda Seallite NMUA and NMSF. This Anaconda fitting is the most used universal fitting and offers great corrosion protection in combination with a nice appearance. They are also available in stainless steel.

Construction: Nickel plated brass fitting, consisting of 4 parts (counter nut, clamping ring, ferrule and body).

Material: Counter nut, body and ferrule are nickel plated

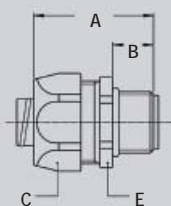
brass with exception of size 3/8" till 1" where the ferrule is from galvanised steel. Clamping ring and inserts are made from PA6 (red for ISO metric, blue for Pg and white for NPT).
Temperature: -45 °C till +105 °C continuous (cable-hose-fittings are -40 °C till +100 °C).

Protection class: IP 67 (dust-proof, water-tight), with cable-hose fittings an IP 68 rate on the switchbox can be obtained.

Colour: Metal.



ISO straight fitting, male, nickel plated brass.

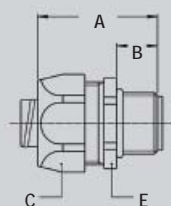


Thread ISO	Seallite Size (inch)	Min. Internal Bore (mm)	Dimensions in mm					Standard Package	Article Number	Weight (Kg/100)
			A	B	C	D	E			
M16 x 1,5	3/8"	10,2	35	12	26	-	24	10	812.016.1	4,8
M20 x 1,5	3/8"	10,2	36	13	26	-	24	10	812.017.1	5,1
M20 x 1,5	1/2"	13,9	37	13	29	-	27	10	812.020.1	5,9
M25 x 1,5	3/4"	18,5	40	15	35	-	33	5	812.025.0*	7,9
M32 x 1,5	1"	23,8	46	15	45	-	43	5	812.032.1	17,5
M40 x 1,5	1.1/4"	31,8	52	16	54	-	52	2	812.040.1	27,9
M50 x 1,5	1.1/2"	36,8	56	18	63	-	60	2	812.050.1	42,3
M63 x 1,5	2"	47,8	66	20	77	-	74	2	812.063.1	73,5

* Fitting is including turned ferrule for higher pull-out strength



Pg straight fitting, male, nickel plated brass.



Thread Pg	Seallite Size (inch)	Min. Internal Bore (mm)	Dimensions in mm					Standard Package	Article Number	Weight (Kg/100)
			A	B	C	D	E			
Pg 9	3/8"	10,2	35	12	26	-	24	10	810.010.1	4,8
Pg 11	3/8"	10,2	35	12	26	-	24	10	810.011.1	5,6
Pg 13,5	3/8"	10,2	35	12	26	-	24	10	810.013.1	5,6
Pg 16	1/2"	13,9	37	13	29	-	27	10	810.016.1	6,3
Pg 21	3/4"	18,5	40	15	35	-	33	5	810.021.0*	8,4
Pg 29	1"	23,8	46	15	45	-	43	5	810.029.1	25,0
Pg 36	1.1/4"	31,8	52	16	54	-	52	2	810.036.1	34,6
Pg 42	1.1/2"	36,8	56	18	63	-	60	2	810.042.1	47,2
Pg 48	2"	47,8	66	20	77	-	74	2	810.048.1	72,0

* Fitting is including turned ferrule for higher pull-out strength

**ANAMET
ALL-PLASTIC
CONDUITS**

**LIQUID-TIGHT
FITTINGS FOR
NMUA / NMSF
IP 67**



Sealtite NMFG blue:
All-plastic, medium mechanical strength, food grade conduit..

Sealtite NMFG is a conduit specially made for the food industry. The smooth jacket of FDA approved compound is easily cleaned and does not promote bacteria growth. This makes the NMFG perfectly applicable in the food and pharmaceutical industry.

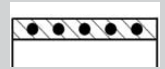
Classification according NEN-EN-IEC 61386:
Compression resistance: Class 1, Very Light (125 N).
Impact resistance: Class 3, Medium (2 J).
Tensile strength: Class 4, Heavy (1000 N).
Protection class: IP 67 (dust-proof, water-tight).

Material & Construction:

Construction: Thick smooth thermoplastic (PVC compound) core reinforced with PVC spiral.

Cover specifications: PVC, lead-free according to RoHS, specially formulated for food and beverage applications per FDA CFR 21 and NSF 51 requirements.

Temperature: -20 °C to +60 °C, intermittent up to +80 °C.
Colour: blue.



Spiral reinforced PVC

**ANAMET
 ALL-PLASTIC
 CONDUITS**

**CONDUIT
 TYPE NMFG
 BLUE**

Sealtite	Diameter		Bending radius		Standard carton		Small carton		Reels		Weight (Kg/m)	
	Size (Inch)	Inside (mm)	Outside (mm)	Static (mm)	Dynamic (mm)	Metre	Article No.	Metre	Article No.	Metre		Article No.
						Blue			Blue		Blue	
3/8"	12,6	17,8	70	100	30	359.012.0	-	-	-	-	-	0,12
1/2"	16,0	21,1	100	135	30	359.016.0	-	-	-	-	-	0,18
3/4"	21,1	26,4	130	175	30	359.020.0	-	-	-	-	-	0,28
1"	26,8	33,1	180	220	30	359.026.0	-	-	-	-	-	0,34
1.1/4"	35,4	41,8	225	270	15	359.035.0	-	-	-	-	-	0,46
1.1/2"	40,3	47,8	255	320	15	359.040.0	-	-	-	-	-	0,6
2"	51,6	59,9	310	400	15	359.050.0	-	-	-	-	-	0,8

The fittings for Sealtite NMFG are outlined on page 8-12. Sealtite fittings illustrated in chapter 5 can also be used.



Size Sealtite	Inch	-	-	3/8"	1/2"	3/4"	1"	1 1/4"	1 1/2"	2"	-	-	-
Fittings	ISO	-	-	M16 - M20	M20	M25	M32	M40	M50	M63	-	-	-
	PG	-	-	11 - 13,5	16	21	29	36	42	48	-	-	-
	NPT	-	-	1/2"	1/2"	3/4"	1"	1 1/4"	1 1/2"	2"	-	-	-



Anaconda stainless steel AISI-316 "food fitting" for Anaconda Sealtite.

These special stainless steel AISI-316 Anaconda fittings can be used with all types of Anaconda Sealtite (except CNP) and offer the highest corrosion resistance. These stainless steel are specifically smooth and give a good protection especially for the pharmaceutical and food industry.

Material & Construction:

Construction: Stainless steel (AISI-316) fitting, consisting of 6 parts (lower seal, counter nut, upper seal, clamping ring, ferrule and body).

Material: Counter nut and body are stainless steel (AISI-316) and the ferrule is from nickel plated brass. Clamping ring and insert are from PA6 (red for ISO metric).



The blue rubber upper and lower seals are made from FDA approved TPE

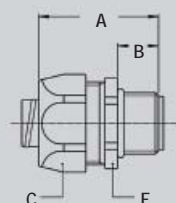

Special approvals: Special TPE seals, halogen-free, specially formulated for food and beverage applications per FDA guideline CFR 21.

Temperature: -45 °C till +105 °C continuous.

Protection class: IP 68 according EN 60529, IP69K according DIN 40050-9 (till 40 Bar high pressure).

Colour: Metal.

ISO straight food grade fitting, male, stainless steel (AISI-316).



Thread ISO	Sealtite Size (inch)	Min. Internal Bore (mm)	Dimensions in mm					Standard Package	Article Number	Weight (Kg/100)
			A	B	C	D	E			
M16 x 1,5	3/8"	10,4	48	12	27	-	31	10	832.016.9	6,6
M20 x 1,5	1/2"	13,8	50	13	30	-	34	10	832.020.9	8,0
M25 x 1,5	3/4"	18,5	57	15	36	-	41	5	832.025.9	11,8
M32 x 1,5	1"	23,8	68	15	46	-	53	5	832.032.9	22,8
M40 x 1,5	1.1/4"	31,8	75	16	54	-	62	2	832.040.9	34,2
M50 x 1,5	1.1/2"	36,8	81	18	63	-	70	1	832.050.9	38,6
M63 x 1,5	2"	47,8	88	20	77	-	85	1	832.063.9	76,6

**ANAMET
ALL-PLASTIC
CONDUITS**

**FOOD GRADE
FITTINGS FOR
NMFG
IP 68**

**ANAMET
ALL-PLASTIC
CONDUITS**

**CONDUIT
TYPE MPC
GREY**



Anamet MPC grey:
Light to normal mechanical strength,
extremely flexible.

Type MPC is a plastic conduit for light and normal mechanical strength. The MPC is very flexible and has a low bending radius. Type MPC is especially for tight static applications such as in light machinery and in the transport industry.

Material & Construction:

Construction: Plastic coated metal spiral with thin wall convoluted thermoplastic (PVC compound) cover.

Cover specifications: PVC, lead-free according to RoHS.

Resistant against: Chemicals, bases and acids.

Temperature range: -20 °C till +70 °C, intermittent up to +80 °C.

Colour: Grey.



Classification according NEN-EN-IEC 61386:

Compression resistance: Class 3, Medium (750 N).

Impact resistance: Class 3, Medium (2 J).

Tensile strength: Class 1, Very light (100 N).

Protection class: IP 67 (dust-proof, water-tight).




Spiral reinforced PVC

MPC	Diameter		Bending radius		Standard carton		Small carton		Reels		Weight (Kg/m)
	Size	Inside	Outside	Static	Dynamic	Metre	Article No.	Metre	Article No.	Metre	
DN	(mm)	(mm)	(mm)	(mm)		Grey		Grey		Grey	
9	10	14	14	40	50	620.309.0	10	620.309.1	-	-	0,08
11	13	17	17	48	50	620.311.0	10	620.311.1	-	-	0,12
13	15	19	19	55	50	620.313.0	10	620.313.1	-	-	0,13
16	16	21	21	60	50	620.316.0	10	620.316.1	-	-	0,14
21	21	27	27	75	50	620.321.0	10	620.321.1	-	-	0,26
29	30	36	36	100	25	620.329.0	10	620.329.1	-	-	0,35
36	38	45	45	124	25	620.336.0	10	620.336.1	-	-	0,54
42	44	52	52	143	25	620.342.0	10	620.342.1	-	-	0,67
48	48	56	56	154	25	620.348.0	10	620.348.1	-	-	0,70

The fittings for Anamet MPC are outlined on pages 8-15 till 8-17.



Size MPC/MPU	DN	-	9	11	13	16	21	29	36	42	48	-	-
Fittings	ISO	-	M16	M20	-	M25	M32	M40	M50	-	M63	-	-
	PG	-	9	11	13,5	16	21	29	36	42	48	-	-
	NPT	-	-	-	-	-	-	-	-	-	-	-	-



Anamet MPU blue:
Light to normal mechanical strength,
extremely flexible, chemical resistant.

Type MPU is a Polyurethane conduit for light and normal mechanical strength. The MPU is very flexible and has a low bending radius. Type MPU is often used for tight static applications such as light machinery, switchboxes and in the transport industry, especially where also a higher chemical resistance is required.

Material & Construction:

Construction: Plastic coated metal spiral with thin wall convoluted thermoplastic (TPU compound) cover.

Cover specifications: Polyurethane, halogen-free, lead-free according to RoHS.

Resistant against: Chemicals, mineral oils and greases.

Temperature range: -40 °C till +90 °C, intermittent up to +125 °C.

Colour: Blue.

Classification according NEN-EN-IEC 61386:
Compression resistance : Class 3, Medium (750 N).
Impact resistance : Class 3, Medium (2 J).
Tensile strength : Class 1, Very light (100 N).
Protection class : IP 67 (dust-proof, water-tight).




Spiral reinforced TPU

MPU	Diametre		Bending radius		Standard carton		Small carton		Reels		Weight (Kg/m)
	Size	Inside	Outside	Static	Dynamic	Metre	Article No.	Metre	Article No.	Metre	
DN	(mm)	(mm)	(mm)	(mm)		Blue		Blue		Blue	
9	10	14	14	40	50	620.409.0	10	620.409.1	-	-	0,08
11	13	17	17	48	50	620.411.0	10	620.411.1	-	-	0,12
13	15	19	19	55	50	620.413.0	10	620.413.1	-	-	0,13
16	16	21	21	60	50	620.416.0	10	620.416.1	-	-	0,14
21	21	27	27	75	50	620.421.0	10	620.421.1	-	-	0,26
29	30	36	36	100	25	620.429.0	10	620.429.1	-	-	0,35
36	38	45	45	124	25	620.436.0	10	620.436.1	-	-	0,54
42	44	52	52	143	25	620.442.0	10	620.442.1	-	-	0,67
48	48	56	56	154	25	620.448.0	10	620.448.1	-	-	0,70

The fittings for Anamet MPU are outlined on pages 8-15 till 8-17.



Size MPC/MPU	DN	-	9	11	13	16	21	29	36	42	48	-	-
Fittings	ISO	-	M16	M20	-	M25	M32	M40	M50	-	M63	-	-
	PG	-	9	11	13,5	16	21	29	36	42	48	-	-
	NPT	-	-	-	-	-	-	-	-	-	-	-	-



Anamet plastic fittings for Anamet plastic conduit MPC / MPU.

These plastic Anamet fittings are specially made for the combination with Anamet plastic conduit type MPC & MPU. This fitting offers an economical solution in situations where a medium degree of protection (IP 54) is required.

Material & Construction:

Construction: One piece swivel fitting with integrated ferrule.

Material: PP (Polypropylene).

Temperature: -10 °C till +110 °C continuous.

Protection class: IP 54.

Colour: Grey.



ISO straight fitting, male swivel, plastic (PP).



Thread	MPC/MPU DN	Min. Internal Bore (mm)	Dimensions in mm					Standard Package	Article Number	Weight (Kg/100)
			A	B	C	D	E			
M16 x 1,5	9	8,8	44	9	20	-	-	50	651.316.2	0,7
M20 x 1,5	11	11,1	48	9	24	-	-	50	651.320.2	0,9
M25 x 1,5	16	14,8	52	10	30	-	-	50	651.325.2	1,5
M32 x 1,5	21	19,4	55	11	36	-	-	25	651.332.2	2,1
M40 x 1,5	29	27,9	58	12	46	-	-	25	651.340.2	3,4
M50 x 1,5	36	35,6	61	13	55	-	-	25	651.350.2	4,9
M63 x 1,5	48	45,9	63	14	65	-	-	10	651.363.2	7,0



Pg straight fitting, male swivel, plastic (PP).



Thread	MPC/MPU DN	Min. Internal Bore (mm)	Dimensions in mm					Standard Package	Article Number	Weight (Kg/100)
			A	B	C	D	E			
Pg 9	9	8,8	44	9	20	-	-	50	650.509.2	0,7
Pg 11	11	11,1	48	9	24	-	-	50	650.511.2	0,9
Pg 13,5	13	13,0	50	10	27	-	-	50	650.513.2	1,2
Pg 16	16	14,8	52	10	30	-	-	50	650.516.2	1,5
Pg 21	21	19,4	55	11	36	-	-	25	650.521.2	2,1
Pg 29	29	27,9	58	12	46	-	-	25	650.529.2	3,4
Pg 36	36	35,6	61	13	55	-	-	25	650.536.2	4,9
Pg 42	42	41,9	62	13	62	-	-	25	650.542.2	6,1
Pg 48	48	45,9	63	14	65	-	-	10	650.548.2	7,0



Box bracket fitting, swivel, plastic (PP).



Thread	MPC/MPU DN	Min. Internal Bore (mm)	Dimensions in mm					Standard Package	Article Number	Weight (Kg/100)
			A	B	C	D	E			
-	9	8,8	44	6	29	12,5	-	50	650.609.3	0,8
-	11	11,1	48	6	37	13	-	50	650.611.3	1,0
-	13	13,0	50	6	37	14	-	50	650.613.3	1,3
-	16	14,8	52	6	37	15,5	-	50	650.616.3	1,6
-	21	19,4	55	6	43	16,5	-	25	650.621.3	2,1
-	29	27,9	58	7	53	17	-	25	650.629.3	3,3




















**CONDUIT SYSTEMS
FOR ELECTRICAL WIRES
AND CABLES:**

ANA-QUICK PROFI

 **ANAMET EUROPE**
YOUR CONDUIT SYSTEM SPECIALIST


Overview table Ana-Quick Profi.

CONDUIT SELECTION TABLE

Ana-Quick	Material	Material	Temp. (°C)		Resistance (NEN-EN-IEC 61386)			Flexibility	Resistance		Approvals		Protection Class	Page
			Min.	Max.	Compr.	Impact	Tensile		UV	Oil				
 PA6L Black	Polyamide PA6 Halogen-free	-	-40	+120	1 (125N)	1 (0,5J)	1 (100N)	++++	++++	++++	UL-94 HB		IP 67	9-02
 PA6S Black	Polyamide PA6 Halogen-free	-	-40	+120	2 (320N)	2 (1J)	2 (250N)	++++	++++	++++	UL-94 HB		IP 67	9-03
 PA6S Grey	Polyamide PA6 Halogen-free	-	-40	+120	2 (320N)	2 (1J)	2 (250N)	++++	+++	++++	UL-94 HB		IP 67	9-04
 PA6SU Black	Polyamide PA6 Halogen-free	-	-40	+120	2 (320N)	2 (1J)	2 (250N)	++++	++++	++++	UL-94 HB		IP 67	9-05
 PA6V0 Black	Polyamide PA6 Halogen-free	-	-40	+120	3 (750N)	3 (2J)	3 (500N)	++++	++++	++++	UL-94 V0		IP 67	9-06
 PA12S Black	Polyamide PA12 Halogen-free	-	-40	+120	2 (320N)	2 (1J)	2 (250N)	++++	++++	++++	UL-94 HB		IP 67	9-07
 PP-Mod Black	Polypropylene PP-Mod	-	-40	+135	1 (125N)	1 (0,5J)	1 (100N)	++++	++++	++++	UL-94 V2		IP 67	9-08
 PA6S DUO	Polyamide PA6 Halogen-free	-	-40	+120	3 (750N)	3 (2J)	3 (500N)	++++	++++	++++	UL-94 HB		IP 54	9-09
 PP-Mod DUO	Polypropylene PP-Mod	-	-40	+135	2 (320N)	2 (1J)	2 (250N)	++++	++	++++	UL-94 V2		IP 54	9-10
 PP-UV DUO	Polypropylene PP-Mod	-	-40	+135	2 (320N)	2 (1J)	2 (250N)	++++	++++	++++	UL-94 V2		IP 54	9-11
 GIG PA6 Black	Polyamide PA6 Halogen-free	-	-40	+120	2 (320N)	2 (1J)	2 (250N)	+++	++++	++++	UL-94 HB		IP 67	9-22
 GIG PA6 Grey	Polyamide PA6 Halogen-free	-	-40	+120	2 (320N)	2 (1J)	2 (250N)	+++	++++	++++	UL-94 HB		IP 67	9-22
 GIG PP Black	Polypropylene PP-Mod	-	-40	+135	1 (125N)	1 (0,5J)	1 (100N)	++++	++++	++++	UL-94 V2		IP 67	9-23
 GIG PUR Black	Polyurethane TPU Halogen-free	-	-40	+125	1 (125N)	1 (0,5J)	1 (100N)	++++	++++	++++	UL-94 HB		IP 67	9-24

The fittings for Ana-Quick Profi are outlined on the next page after the conduit.





Ana-Quick Profi PA6L black:
Light model, for light and medium mechanical strength.

The PA6L is applicable for standard circumstances and for frequent movements. The PA6L is used in light machines and installations in the machine- and equipment-building and in the transportation area.

Material & Construction:

Construction: Corrugated conduit from modified polyamide PA6, UV resistant, halogen-free.

Flame properties: Flame-retarding UL-94 HB.

Resistant against: Alcohol, grease, fuels, mineral oils, weak bases and weak acids.

Temperature range: -40 °C till +120 °C, intermittent up to +150 °C.

Colour : Black.

Classification according NEN-EN-IEC 61386:
Compression resistance: Class 1, Very Light (125 N).
Impact resistance: Class 1, Very Light (0,5 J).
Tensile strength: Class 1, Very Light (100 N).
Protection class: IP 67 (dust-proof, water-tight).



Normal profile
 "thin wall"

**ANA-QUICK
 PROFI**

**CONDUIT
 TYPE PA6L
 BLACK**

Ana-Quick	Diametre		Bending radius		Standard carton		Small carton		Reels		Weight (Kg/m)	
	Size	Inside (mm)	Outside (mm)	Static (mm)	Dynamic (mm)	Metre	Article No.	Metre	Article No.	Metre		Article No.
	DN	(mm)	(mm)	(mm)	(mm)		Black		Black		Black	
	7,5	6,7	10,0	11	33	50	801.107.0	-	-	5000	801.107.5	0,02
	10	10,1	13,2	18	54	50	801.110.0	-	-	3000	801.110.5	0,02
	12	12,5	15,7	26	78	50	801.112.0	-	-	2200	801.112.5	0,03
	17	17,0	21,2	40	120	50	801.117.0	-	-	1100	801.117.5	0,04
	23	23,5	28,4	50	150	50	801.123.0	-	-	650	801.123.5	0,06
	29	29,4	34,5	60	180	25	801.129.0	-	-	450	801.129.5	0,09
	37	36,7	42,2	80	240	25	801.136.0	-	-	250	801.136.5	0,12
	50	48,1	54,0	90	270	25	801.148.0	-	-	150	801.148.5	0,16

* Also available in slitted execution (Article number 801.xxx.7 for standard cartons).

The fittings for Ana-Quick Profi are outlined in this chapter on pages 9-12 till 9-21.



Ana-Quick Profi	DN	7,5	10	12	17	23	29	37	50
Fittings	ISO	M12	M12 - M16	M16 - M20	M20 - M25	M25	M32	M40	M50 - M63
	PG	7	7 - 9 - 11	11 - 13,5	13,5 - 16	21	29	36	48
	NPT	-	-	-	-	-	-	-	-



Ana-Quick Profi PA6S black:
Standard model, for medium and high mechanical strength.

The PA6S is applicable for standard circumstances and for frequent movements. The PA6S is used in medium and heavy machines, in hospital-building, packaging-machines and the transportation area. Because the PA6S is "UL-Recognized", it is also used for export to countries outside Europe.

Classification according NEN-EN-IEC 61386:

Compression resistance: Class 2, Light (320 N).

Impact resistance: Class 2, Light (1 J).

Tensile strength: Class 2, Light (250 N).

Protection class: IP 67 (dust-proof, water-tight).

Material & Construction:

Construction: Corrugated conduit from modified polyamide PA6, UV resistant, halogen-free.

Flame properties: Flame-retarding UL-94 HB.

Resistant against: Alcohol, grease, fuels, mineral oils, weak bases and weak acids.

Temperature range: -40 °C till +120 °C, intermittent up to +150 °C.

Colour: Black (Grey is also available).



**ANA-QUICK
 PROFI**


**CONDUIT
 TYPE PA6S
 BLACK**

Ana-Quick	Diametre		Bending radius		Standard carton		Small carton		Reels		Weight (Kg/m)
	Size	Inside (mm)	Outside (mm)	Static (mm)	Dynamic (mm)	Metre	Article No.	Metre	Article No.	Metre	
	DN	(mm)	(mm)	(mm)	(mm)		Black		Black		Black
4,5	5,0	7,1	10	28	100	801.305.0	-	-	9000	801.305.5	0,01
7,5	6,7	10,0	13	39	50	801.307.0	-	-	5000	801.307.5	0,02
10	9,9	13,0	20	60	50	801.310.0	-	-	3000	801.310.5	0,03
12	12,2	15,7	30	90	50	801.312.0	-	-	2200	801.312.5	0,03
17	16,6	21,2	45	135	50	801.317.0	-	-	1100	801.317.5	0,06
23	23,2	28,9	55	165	50	801.323.0	-	-	650	801.323.5	0,09
29	29,0	34,5	65	195	25	801.329.0	-	-	450	801.329.5	0,12
37	36,0	42,4	90	270	25	801.336.0	-	-	250	801.336.5	0,17
50	47,7	54,0	100	300	25	801.348.0	-	-	150	801.348.5	0,23

The fittings for Ana-Quick Profi are outlined in this chapter on pages 9-12 till 9-21.



Ana-Quick Profi	DN	7,5	10	12	17	23	29	37	50
Fittings	ISO	M12	M12 - M16	M16 - M20	M20 - M25	M25	M32	M40	M50 - M63
	PG	7	7 - 9 - 11	11 - 13,5	13,5 - 16	21	29	36	48
	NPT	-	-	-	-	-	-	-	-



Ana-Quick Profi PA6S grey : Standard model, for medium and heavy mechanical strength.

The PA6S is applicable for standard circumstances and for frequent movements. The PA6S is used in medium and heavy machines, in hospital-building, packaging-machines and the transportation area. Because the PA6S is "UL-Recognized", it is also used for export to countries outside Europe.

Material & Construction:

Construction: Corrugated conduit from modified polyamide PA6, UV resistant, halogen-free.

Flame properties: Flame-retarding UL-94 HB.

Resistant against: Alcohol, grease, fuels, mineral oils, weak bases and weak acids.

Temperature range: -40 °C till +120 °C, intermittent up to +150 °C.

Colour : Grey (Black is also available).

Classification according NEN-EN-IEC 61386:

Compression resistance: Class 2, Light (320 N)

Impact resistance: Class 2, Light (1 J)

Tensile strength: Class 2, Light (250 N)

Protection class: IP 67 (dust-proof, water-tight)



Normal profile
"standard wall"

Ana-Quick	Diametre		Bending radius		Standard carton		Small carton		Reels		Weight (Kg/m)	
	Size	Inside (mm)	Outside (mm)	Static (mm)	Dynamic (mm)	Metre	Article No.	Metre	Article No.	Metre		Article No.
	DN	(mm)	(mm)	(mm)	(mm)		Grey		Grey		Grey	
	7,5	6,7	10,0	13	39	50	801.207.0	-	-	5000	801.207.5	0,02
	10	9,9	13,0	20	60	50	801.210.0	-	-	3000	801.210.5	0,03
	12	12,2	15,7	30	90	50	801.212.0	-	-	2200	801.212.5	0,03
	17	16,6	21,2	45	135	50	801.217.0	-	-	1100	801.217.5	0,06
	23	23,2	28,9	55	165	50	801.223.0	-	-	650	801.223.5	0,09
	29	29,0	34,5	65	195	25	801.229.0	-	-	450	801.229.5	0,12
	37	36,0	42,4	90	270	25	801.236.0	-	-	250	801.236.5	0,17
	50	47,7	54,0	100	300	25	801.248.0	-	-	150	801.248.5	0,23

* Also available in slitted execution (Article number 801.xxx.7 for standard cartons).

The fittings for Ana-Quick Profi are outlined in this chapter on pages 9-12 till 9-21.



Ana-Quick Profi	DN	7,5	10	12	17	23	29	37	50
Fittings	ISO	M12	M12 - M16	M16 - M20	M20 - M25	M25	M32	M40	M50 - M63
	PG	7	7 - 9 - 11	11 - 13,5	13,5 - 16	21	29	36	48
	NPT	-	-	-	-	-	-	-	-



Ana-Quick Profi PA6SU black:
Special model, for high mechanical strength and frequent movements.

The PA6SU is applicable for heavy circumstances and for frequent movements. The profile of the PA6SU has specially been designed to reduce the abrasion on cables and wires during frequent movement. The PA6SU can be used in combination with the complete range of Ana-Quick Profi fittings. The PA6SU is used in machines and installations where excellent dynamic properties are required.

Classification according NEN-EN-IEC 61386:

Compression resistance: Class 2, Light (320 N).

Impact resistance: Class 2, Light (1 J).

Tensile strength: Class 2, Light (250 N).

Protection class: IP 67 (dust-proof, water-tight).

Material & Construction:

Construction: Corrugated conduit from modified polyamide PA6, UV resistant, halogen-free.

Flame properties: Flame-retarding UL-94 HB.

Resistant against: Alcohol, grease, fuels, mineral oils, weak bases and weak acids.

Temperature range: -40 °C till +120 °C, intermittent up to +150 °C.

Colour: Black.



UFW profile
 "standard wall"

**ANA-QUICK
 PROFI**

**CONDUIT
 TYPE PA6SU
 BLACK**

Ana-Quick	Diametre		Bending radius		Standard carton		Small carton		Reels		Weight (Kg/m)	
	Size	Inside (mm)	Outside (mm)	Static (mm)	Dynamic (mm)	Metre	Article No.	Metre	Article No.	Metre		Article No.
	DN	(mm)	(mm)	(mm)	(mm)		Black		Black		Black	
	7,5	6,3	10,1	13	39	50	801.507.0	-	-	5000	801.507.5	0,02
	10	9,3	13,1	20	60	50	801.510.0	-	-	3000	801.510.5	0,03
	12	12,0	15,9	30	90	50	801.512.0	-	-	2200	801.512.5	0,04
	17	16,0	21,2	45	135	50	801.517.0	-	-	1100	801.517.5	0,06
	23	22,2	28,6	55	165	50	801.523.0	-	-	650	801.523.5	0,09
	29	28,4	34,6	65	195	25	801.529.0	-	-	450	801.529.5	0,12
	37	35,4	42,3	90	270	25	801.536.0	-	-	250	801.536.5	0,17

* Also available in slitted execution (Article number 801.xxx.7 for standard cartons).

The fittings for Ana-Quick Profi are outlined in this chapter on pages 9-12 till 9-21.



Ana-Quick Profi	DN	7,5	10	12	17	23	29	37	50
Fittings	ISO	M12	M12 - M16	M16 - M20	M20 - M25	M25	M32	M40	M50 - M63
	PG	7	7 - 9 - 11	11 - 13,5	13,5 - 16	21	29	36	48
	NPT	-	-	-	-	-	-	-	-



Ana-Quick Profi PA6V0 black :
Robust model for high mechanical strength and good flame-properties.

Type PA6V0 is an extra heavy polyamide conduit for high mechanical strength. The PA6V0 is applicable for heavy circumstances and for frequent movements. The PA6V0 is used in heavy machinery. Due to the good flame properties, the PA6V0 is particularly suitable for train-building and public areas.

Material & Construction:

Construction: Corrugated conduit from modified polyamide PA6, UV resistant, halogen-free.

Flame properties: Self-extinguishing UL-94 V0.

Special approvals: Flame properties according to NF F 16-101 class I2 / F2.

Resistant against: Alcohol, grease, fuels, mineral oils, weak bases and weak acids.

Temperature range: -40 °C till +120 °C, intermittent up to +150 °C.

Colour: Black.

Classification according NEN-EN-IEC 61386:

Compression resistance: Class 3, Medium (750 N).

Impact resistance: Class 3, Medium (2 J).

Tensile strength: Class 3, Medium (500 N).

Protection class: IP 67 (dust-proof, water-tight).



Normal profile
"thick wall"

Ana-Quick	Diametre		Bending radius		Standard carton		Small carton		Reels		Weight (Kg/m)	
	Size	Inside (mm)	Outside (mm)	Static (mm)	Dynamic (mm)	Metre	Article No.	Metre	Article No.	Metre		Article No.
	DN	(mm)	(mm)	(mm)	(mm)		Black		Black		Black	
	7,5	6,7	10,0	15	45	50	801.707.0	-	-	-	-	0,02
	10	9,9	13,0	20	60	50	801.710.0	-	-	-	-	0,03
	12	12,2	15,7	30	90	50	801.712.0	-	-	-	-	0,03
	17	16,6	21,2	35	105	50	801.717.0	-	-	-	-	0,06
	23	23,2	28,3	45	135	50	801.723.0	-	-	-	-	0,09
	29	29,0	34,5	65	195	25	801.729.0	-	-	-	-	0,12
	37	36,6	42,4	90	270	25	801.736.0	-	-	-	-	0,17
	50	47,7	53,7	130	390	25	801.748.0	-	-	-	-	0,22

The fittings for Ana-Quick Profi are outlined in this chapter on pages 9-12 till 9-21.



Ana-Quick Profi	DN	7,5	10	12	17	23	29	37	50
Fittings	ISO	M12	M12 - M16	M16 - M20	M20 - M25	M25	M32	M40	M50 - M63
	PG	7	7 - 9 - 11	11 - 13,5	13,5 - 16	21	29	36	48
	NPT	-	-	-	-	-	-	-	-



Ana-Quick Profi PA12S black :
Special model for frequent move-
ments.

Type PA12S is a special polyamide conduit for frequent movements. The PA12S is applicable for circumstances, where frequent movements occur, such as in dynamic machinery and robotics.

Material & Construction:

Construction: Corrugated conduit from modified polyamide PA12, UV resistant, halogen-free.

Flame properties: Flame-retarding UL-94 HB.

Resistant against: Alcohol, grease, fuels, mineral oils, weak bases and weak acids.

Temperature range: -40 °C till +100 °C, intermittent up to +130 °C.

Colour: Black (Grey is available on request).

Classification according NEN-EN-IEC 61386:


Compression resistance: Class 2, Light (320 N).

Impact resistance: Class 2, Light (1 J).

Tensile strength: Class 2, Light (250 N).

Protection class: IP 67 (dust-proof, water-tight).

**ANA-QUICK
 PROFI**




**CONDUIT
 TYPE PA12S
 BLACK**

Ana-Quick	Diametre		Bending radius		Standard carton		Small carton		Reels		Weight (Kg/m)	
	Size	Inside	Outside	Static	Dynamic	Metre	Article No.	Metre	Article No.	Metre		Article No.
	DN	(mm)	(mm)	(mm)	(mm)		Black		Black		Black	
	7,5	6,9	10,0	13	39	50	802.507.0	-	-	-	-	0,02
	10	9,9	13,0	20	60	50	802.510.0	-	-	-	-	0,03
	12	12,2	15,7	30	90	50	802.512.0	-	-	-	-	0,03
	17	16,6	21,2	45	135	50	802.517.0	-	-	-	-	0,06
	23	23,2	28,3	55	165	50	802.523.0	-	-	-	-	0,09
	29	29,0	34,5	65	195	25	802.529.0	-	-	-	-	0,13
	37	36,0	42,4	90	270	25	802.536.0	-	-	-	-	0,19
	50	47,7	54,0	100	300	25	802.548.0	-	-	-	-	0,22

The fittings for Ana-Quick Profi are outlined in this chapter on pages 9-12 till 9-21.



Ana-Quick Profi	DN	7,5	10	12	17	23	29	37	50
Fittings	ISO	M12	M12 - M16	M16 - M20	M20 - M25	M25	M32	M40	M50 - M63
	PG	7	7 - 9 - 11	11 - 13,5	13,5 - 16	21	29	36	48
	NPT	-	-	-	-	-	-	-	-



Ana-Quick Profi PP MOD black:
Light model, for light and medium mechanical strength.

The PP Mod is applicable for standard circumstances and for low movements. The PP Mod is used in light machines and in the vehicle industry, specifically static applications.

Material & Construction:

Construction: Corrugated conduit from modified polypropylene (PP), UV resistant.

Flame properties: Self-extinguishing UL- 94 V2.

Resistant against: Alcohol, grease, fuels, mineral oils, weak bases and weak acids.

Temperature range: -40 °C till +135 °C, intermittent up to +150 °C.

Colour: Black.

Classification according NEN-EN-IEC 61386:
Compression resistance: Class 1, Very Light (125 N).
Impact resistance: Class 1, Very Light (0,5 J).
Tensile strength: Class 1, Very Light (100 N).
Protection class: IP 67 (dust-proof, water-tight).



Normal profile
 "thin wall"

**ANA-QUICK
 PROFI**

Ana-Quick	Diametre		Bending radius		Standard carton		Small carton		Reels		Weight (Kg/m)	
	Size	Inside (mm)	Outside (mm)	Static (mm)	Dynamic (mm)	Metre	Article No.	Metre	Article No.	Metre		Article No.
	DN	(mm)	(mm)	(mm)	(mm)		Black		Black		Black	
	4,5	5,0	7,1	8	32	100	802.805.0	-	-	9000	802.805.5	0,01
	6,0	6,0	9,2	10	40	100	802.806.0	-	-	5000	802.806.5	0,01
	7,5	6,9	9,9	11	44	50	802.807.0	-	-	5000	802.807.5	0,01
	10	10,1	12,7	17	68	50	802.810.0	-	-	3000	802.810.5	0,02
	12	12,0	15,6	25	100	50	802.812.0	-	-	2000	802.812.5	0,02
	14	14,5	18,3	30	120	50	802.814.0	-	-	1700	802.814.5	0,03
	17	16,8	21,0	38	152	50	802.817.0	-	-	1300	802.817.5	0,03
	19	19,4	24,0	44	176	50	802.819.0	-	-	1000	802.819.5	0,04
	23	23,7	28,0	50	200	50	802.823.0	-	-	700	802.823.5	0,06
	26	26,4	31,3	56	224	50	802.826.0	-	-	600	802.826.5	0,07
	29	29,3	33,9	60	240	25	802.829.0	-	-	500	802.829.5	0,07
	37	36,7	42,0	80	320	25	802.836.0	-	-	300	802.836.5	0,10
	50	47,8	53,6	90	360	25	802.848.0	-	-	200	802.848.5	0,13

* Also available in slitted execution (Article number 802.xxx.7 for standard cartons).

The fittings for Ana-Quick Profi are outlined in this chapter on pages 9-12 till 9-21.



Ana-Quick Profi	DN	7,5	10	12	17	23	29	37	50
Fittings	ISO	M12	M12 - M16	M16 - M20	M20 - M25	M25	M32	M40	M50 - M63
	PG	7	7 - 9 - 11	11 - 13,5	13,5 - 16	21	29	36	48
	NPT	-	-	-	-	-	-	-	-

**CONDUIT
 TYPE PP MOD
 BLACK**



ANA-QUICK PROFI PA6 DUO :
Standard duo model, for medium
and heavy mechanical strength.

The DUO PA6 is applicable for circumstances where intermediate repair is expected. Also for repair afterwards or when wires or cables have to be replaced type DUO PA6 is a perfect solution. Another feature of type DUO PA6 is the fact that the standard Ana-Quick Profi fittings can be used. Type DUO PA6 is used in medium and heavy machines, in computer installations, in cabinet building, hospital-building, packaging-machines and the transportation area.

Material & Construction:

Construction: Corrugated conduit from modified polyamide PA6 in slitted execution, UV resistant, halogen free.

Flame properties: Class HB, according UL-94, flame-retarding.

Resistant against: Alcohol, greases, fuels, mineral oils,

weak bases and weak acids.

Temperature range: -40°C till +120°C, intermittent up to +150°C.

Colour : Black.

Classification according NEN-EN-IEC 61386:

Compression resistance: Class 3, Medium (750 N).

Impact resistance: Class 3, Medium (2 J).

Tensile strength: Class 3, Medium (500 N).

Protection class: IP 54.



Normal profile
 "double wall"

**ANA-QUICK
 PROFI**

**CONDUIT
 TYPE PA 6
 DUO BLACK**

Ana-Quick	Diameter		Bending radius		Standard carton		Small carton		Reels		Weight (Kg/m)
	Size	Inside	Outside	Static	Dynamic	Meter	Article Nr.	Meter	Article Nr.	Meter	
DN	(mm)	(mm)	(mm)	(mm)		Black		Black		Black	
7,5	5,6	10,3	25	45	50	802.907.0	-	-	-	-	0,03
10	8,5	13,3	33	90	50	802.910.0	-	-	-	-	0,04
13	11,0	16,0	35	135	50	802.913.0	-	-	-	-	0,05
16	13,0	19,0	42	180	50	802.916.0	-	-	-	-	0,06
17	15,5	21,5	45	210	50	802.917.0	-	-	-	-	0,07
22	19,1	25,6	55	230	50	802.922.0	-	-	-	-	0,10
23	21,9	28,5	68	240	50	802.923.0	-	-	-	-	0,11
26	24,0	31,7	80	270	25	802.926.0	-	-	-	-	0,12
29	27,2	35,0	120	360	25	802.929.0	-	-	-	-	0,16
37	32,0	42,5	145	400	25	802.936.0	-	-	-	-	0,20
50	43,9	53,9	150	450	25	802.948.0	-	-	-	-	0,26

The fittings for Ana-Quick Profi are outlined in this chapter on pages 9-12 till 9-21.



Size Ana-Quick Profi NW		7,5	10	13	17	23	29	37	50
Fittings	ISO	M12	M12 - M16	M16 - M20	M20 - M25	M25	M32	M40	M50 - M63
	PG	7	7/9/11	11/13,5	13,5/16	21	29	36	48
	NPT	-	-	-	-	-	-	-	-



ANA-QUICK PROFI PP-MOD DUO : Light duo model, for light mechanical strength.

The DUO PP-MOD is applicable for circumstances where intermediate repair is expected. Also for repair afterwards or when wires or cables have to be replaced type DUO PP-MOD is a perfect solution. Another feature of type DUO PP-MOD is the fact that the standard Ana-Quick Profi fittings can be used. Type DUO PP-MOD is used in the automotive industry and the transportation area.

Material & Construction:

Construction: Corrugated conduit from modified polypropylene PP, in slitted duo execution.

Flame properties: Class V2, according UL-94, flame-retarding.

Resistant against: Alcohol, greases, fuels, mineral oils, weak bases and weak acids.

Temperature range: -40°C till +135°C, intermittent up to +150°C.

Colour : Black.

Classification according NEN-EN-IEC 61386:

Compression resistance: Class 2, Light (320 N).

Impact resistance: Class 2, Light (1 J).

Tensile strength: Class 2, Light (250 N).

Protection class: IP 54.



Normal profile
"double wall"

Ana-Quick	Diameter		Bending radius		Standard carton		Small carton		Reels		Weight (Kg/m)	
	Size	Inside	Outside	Static	Dynamic	Meter	Article Nr.	Meter	Article Nr.	Meter		Article Nr.
	DN	(mm)	(mm)	(mm)	(mm)		Black		Black		Black	
	7,5	5,6	10,3	25	45	50	802.207.0	-	-	-	-	0,02
	10	8,5	13,3	28	90	50	802.210.0	-	-	-	-	0,03
	13	11,0	16,0	35	135	50	802.213.0	-	-	-	-	0,04
	16	13,0	18,9	40	180	50	802.216.0	-	-	-	-	0,05
	17	15,1	21,3	45	210	50	802.217.0	-	-	-	-	0,06
	22	19,6	25,4	55	230	50	802.222.0	-	-	-	-	0,07
	23	21,6	28,1	60	240	50	802.223.0	-	-	-	-	0,09
	26	24,0	31,5	65	270	25	802.226.0	-	-	-	-	0,11
	29	26,6	34,4	100	300	25	802.229.0	-	-	-	-	0,13
	37	31,8	42,7	120	360	25	802.236.0	-	-	-	-	0,15
	50	43,9	53,9	140	420	25	802.248.0	-	-	-	-	0,23

The fittings for Ana-Quick Profi are outlined in this chapter on pages 9-12 till 9-21.



Size Ana-Quick Profi NW		7,5	10	13	17	23	29	37	50
Fittings	ISO	M12	M12 - M16	M16 - M20	M20 - M25	M25	M32	M40	M50 - M63
	PG	7	7/9/11	11/13,5	13,5/16	21	29	36	48
	NPT	-	-	-	-	-	-	-	-



ANA-QUICK PROFI PP-UV DUO : Light duo model, for light mechanical strength.

The DUO PP-UV is applicable for circumstances where intermediate repair is expected. Also for repair afterwards or when wires or cables have to be replaced type DUO PP-UV is a perfect solution. Another feature of type DUO PP-UV is the fact that the standard Ana-Quick Profi fittings can be used. Type DUO PP-UV is used in light machines, in packaging-machines and the transportation area.

Material & Construction:

Construction: Corrugated conduit from modified polypropylene PP, UV resistant, in slitted duo execution.

Flame properties: Class V2, according UL-94, flame-retarding.

Resistant against: Alcohol, greases, fuels, mineral oils, weak bases and weak acids.

Temperature range: -40°C till +100°C, intermittent up to +125°C.

Colour : Black.

Classification according NEN-EN-IEC 61386:

Compression resistance: Class 2, Light (320 N).

Impact resistance: Class 2, Light (1 J).

Tensile strength: Class 2, Light (250 N).

Protection class: IP 54.



Normal profile
"double wall"

ANA-QUICK
PROFI


CONDUIT
TYPE PP-UV
DUO BLACK

Ana-Quick	Diameter		Bending radius		Standard carton		Small carton		Reels		Weight (Kg/m)
	Size	Inside	Outside	Static	Dynamic	Meter	Article Nr.	Meter	Article Nr.	Meter	
DN	(mm)	(mm)	(mm)	(mm)		Black		Black		Black	
7,5	5,6	10,3	25	45	50	802.307.0	-	-	-	-	0,02
10	8,5	13,3	28	90	50	802.310.0	-	-	-	-	0,03
13	11,0	16,0	35	135	50	802.313.0	-	-	-	-	0,04
16	13,3	18,9	40	180	50	802.316.0	-	-	-	-	0,05
17	15,1	21,3	45	210	50	802.317.0	-	-	-	-	0,06
22	19,6	25,4	55	230	50	802.322.0	-	-	-	-	0,08
23	21,6	28,1	60	240	50	802.323.0	-	-	-	-	0,09
26	24,0	31,5	65	270	25	802.326.0	-	-	-	-	0,11
29	26,6	34,4	100	300	25	802.329.0	-	-	-	-	0,13
37	31,8	42,7	120	360	25	802.336.0	-	-	-	-	0,16
50	43,9	53,9	140	420	25	802.348.0	-	-	-	-	0,25

The fittings for Ana-Quick Profi are outlined in this chapter on pages 9-12 till 9-21.



Size Ana-Quick Profi NW		7,5	10	13	17	23	29	37	50
Fittings	ISO	M12	M12 - M16	M16 - M20	M20 - M25	M25	M32	M40	M50 - M63
	PG	7	7/9/11	11/13,5	13,5/16	21	29	36	48
	NPT	-	-	-	-	-	-	-	-



Ana-Quick Profi Polyamide fittings.

The universal Ana-Quick Profi fitting is available in a wide range of different threads and fits all types of Ana-Quick conduit. The Ana-Quick Profi fitting is easy to connect and due to the integrated release clips also very simple to dis-connect. Also available in IP 68 execution (UL / CSA-approved).

Material & Construction:

Construction: 1 piece fitting with integrated release clips.

Material: Fitting and clips are made of halogen-free Polyamide PA6.

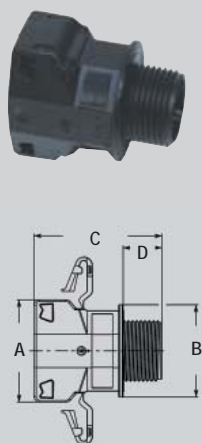
Temperature: -40°C till +120°C continuous.

Protection class: IP 65 (dust-proof, water-protected).

In case a special O-ring is mounted, in the first corrugation of the conduit, an IP 68 protection will be achieved.

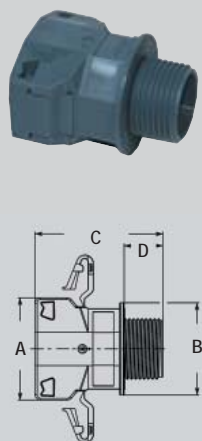
Colour: Black or Grey.

ISO straight fitting, male, PA6, colour Black.



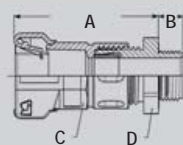
Thread	Ana-Quick	Min. Internal Bore (mm)	Dimensions in mm					Standard Package	Article Number	Weight (Kg/100)
			A	B	C	D	E			
M12 x 1,5	7,5	7,5	19	18	34	11	-	50	268.112.1	0,4
M12 x 1,5	10	7,5	22	22	36	12	-	50	268.112.0	0,4
M16 x 1,5	10	11,0	22	22	36	12	-	50	268.116.1	0,5
M16 x 1,5	12	11,0	26	25	38	12	-	50	268.116.0	0,6
M20 x 1,5	12	15,2	26	25	38	12	-	50	268.120.1	0,6
M20 x 1,5	17	15,4	35	31	43	13	-	50	268.120.0	1,2
M25 x 1,5	17	19,1	35	31	43	13	-	50	268.125.1	1,3
M25 x 1,5	23	19,1	43	38	48	13	-	25	268.125.0	1,9
M32 x 1,5	29	25,5	50	46	52	15	-	20	268.132.0	2,8
M40 x 1,5	37	34,0	59	55	62	17	-	10	268.140.0	4,5
M50 x 1,5	50	43,5	72	72	68	19	-	5	268.150.0	7,3
M63 x 1,5	50	53,2	72	72	68	19	-	5	268.163.0	7,3

ISO straight fitting, male, PA6, colour Grey.



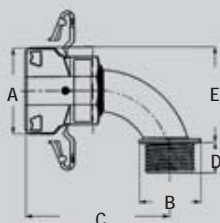
Thread	Ana-Quick	Min. Internal Bore (mm)	Dimensions in mm					Standard Package	Article Number	Weight (Kg/100)
			A	B	C	D	E			
M12 x 1,5	7,5	7,5	19	18	34	11	-	50	268.012.1	0,4
M12 x 1,5	10	7,5	22	22	36	12	-	50	268.012.0	0,4
M16 x 1,5	10	11,0	22	22	36	12	-	50	268.016.1	0,5
M16 x 1,5	12	11,0	26	25	38	12	-	50	268.016.0	0,6
M20 x 1,5	12	15,2	26	25	38	12	-	50	268.020.1	0,6
M20 x 1,5	17	15,4	35	31	43	13	-	50	268.020.0	1,2
M25 x 1,5	17	19,1	35	31	43	13	-	50	268.025.1	1,3
M25 x 1,5	23	19,1	43	38	48	13	-	25	268.025.0	1,9
M32 x 1,5	29	25,5	50	46	52	15	-	20	268.032.0	2,8
M40 x 1,5	37	34,0	59	55	62	17	-	10	268.040.0	4,5
M50 x 1,5	50	43,5	72	72	68	19	-	5	268.050.0	7,3
M63 x 1,5	50	53,2	72	72	68	19	-	5	268.063.0	7,3

ISO straight cable-hose fitting, male, PA6, colour Black.



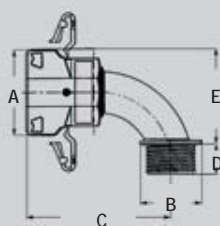
Thread	Ana-Quick	Clamping	Dimensions in mm					Standard	Article	Weight
ISO	Size DN	Range (mm)	A	B	C	D	E	Package	Number	(Kg/100)
M16 x 1,5	10	2,5 - 8,0	47	10	17	19	-	50	267.016.1	-
M16 x 1,5	12	3,5 - 10,0	53	10	20	22	-	50	267.016.0	-
M20 x 1,5	12	5,0 - 12,0	53	10	20	24	-	50	267.020.1	-
M20 x 1,5	17	5,0 - 12,0	59	10	27	24	-	50	267.020.0	-
M20 x 1,5	17	7,0 - 14,0	59	10	27	27	-	50	267.020.2	-
M25 x 1,5	17	7,0 - 14,0	59	10	27	27	-	50	267.025.1	-
M25 x 1,5	23	9,0 - 18,0	69	10	34	33	-	25	267.025.0	-
M32 x 1,5	29	14,0 - 25,0	75	10	41	42	-	10	267.032.0	-

ISO 90° elbow fitting, male, PA6, colour Black.



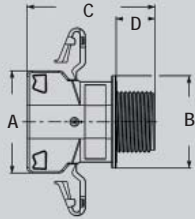
Thread	Ana-Quick	Min. Internal	Dimensions in mm					Standard	Article	Weight
ISO	Size DN	Bore (mm)	A	B	C	D	E	Package	Number	(Kg/100)
M16 x 1,5	10	9,5	22	20	50	12	29	50	268.316.1	0,6
M16 x 1,5	12	9,5	26	20	53	12	31	50	268.316.0	0,8
M20 x 1,5	12	13,5	26	25	55	12	34	50	268.320.1	1,0
M20 x 1,5	17	13,5	35	25	60	12	39	25	268.320.0	1,6
M25 x 1,5	17	17,0	35	31	66	13	45	25	268.325.1	1,9
M25 x 1,5	23	17,0	43	31	72	13	49	20	268.325.0	2,6
M32 x 1,5	23	23,0	43	38	74	13	52	20	268.332.1	3,7
M32 x 1,5	29	23,0	50	38	77	13	55	10	268.332.0	3,8
M40 x 1,5	29	31,0	50	48	87	15	64	10	268.340.1	4,8
M40 x 1,5	37	31,0	59	48	96	15	69	10	268.340.0	6,3
M50 x 1,5	37	39,5	59	56	105	17	75	10	268.350.1	7,8
M50 x 1,5	50	39,5	72	56	111	17	90	5	268.350.0	10,3
M63 x 1,5	50	51,5	72	72	129	19	100	5	268.363.0	13,5

ISO 90° elbow fitting, male, PA6, colour Grey.



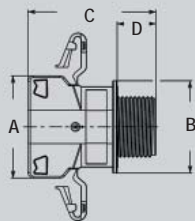
Thread	Ana-Quick	Min. Internal	Dimensions in mm					Standard	Article	Weight
ISO	Size DN	Bore (mm)	A	B	C	D	E	Package	Number	(Kg/100)
M16 x 1,5	10	9,5	22	20	50	12	29	50	268.216.1	0,6
M16 x 1,5	12	9,5	26	20	53	12	31	50	268.216.0	0,8
M20 x 1,5	12	13,5	26	25	55	12	34	50	268.220.1	1,0
M20 x 1,5	17	13,5	35	25	60	12	39	25	268.220.0	1,6
M25 x 1,5	17	17,0	35	31	66	13	45	25	268.225.1	1,9
M25 x 1,5	23	17,0	43	31	72	13	49	20	268.225.0	2,6
M32 x 1,5	23	23,0	43	38	74	13	52	20	268.232.1	3,7
M32 x 1,5	29	23,0	50	38	77	13	55	10	268.232.0	3,8
M40 x 1,5	29	31,0	50	48	87	15	64	10	268.240.1	4,8
M40 x 1,5	37	31,0	59	48	96	15	69	10	268.240.0	6,3
M50 x 1,5	37	39,5	59	56	105	17	75	10	268.250.1	7,8
M50 x 1,5	50	39,5	72	56	111	17	90	5	268.250.0	10,3
M63 x 1,5	50	51,5	72	72	129	19	100	5	268.263.0	13,5

Pg straight fitting, male, PA6, colour Black.



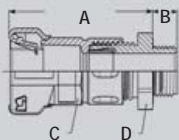
Thread	Ana-Quick Size DN	Min. Internal Bore (mm)	Dimensions in mm					Standard Package	Article Number	Weight (Kg/100)
			A	B	C	D	E			
Pg 7	7,5	7,5	19	18	34	11	-	50	268.507.0	0,4
Pg 7	10	9,0	22	22	36	12	-	50	268.507.1	0,5
Pg 9	10	11,0	22	22	36	12	-	50	268.509.0	0,4
Pg 9	12	11,0	26	25	38	12	-	50	268.509.1	0,6
Pg 11	10	12,5	22	22	36	12	-	50	268.511.1	0,5
Pg 11	12	14,5	26	25	38	12	-	50	268.511.0	0,6
Pg 13,5	12	15,2	26	25	38	12	-	50	268.513.1	1,2
Pg 13,5	17	15,4	35	31	43	13	-	50	268.513.0	1,2
Pg 16	17	18,1	35	31	43	13	-	50	268.516.0	1,2
Pg 21	23	23,0	43	38	48	13	-	25	268.521.0	1,9
Pg 29	29	31,0	50	46	52	15	-	20	268.529.0	2,8
Pg 36	37	39,0	59	55	62	17	-	10	268.536.0	4,7
Pg 48	50	43,5	72	72	68	19	-	5	268.548.0	7,3

Pg straight fitting, male, PA6, colour Grey.



Thread	Ana-Quick Size DN	Min. Internal Bore (mm)	Dimensions in mm					Standard Package	Article Number	Weight (Kg/100)
			A	B	C	D	E			
Pg 7	7,5	7,5	19	18	34	11	-	50	268.407.0	0,4
Pg 7	10	9,0	22	22	36	12	-	50	268.407.1	0,5
Pg 9	10	11,0	22	22	36	12	-	50	268.409.0	0,4
Pg 9	12	11,0	26	25	38	12	-	50	268.409.1	0,6
Pg 11	10	12,5	22	22	36	12	-	50	268.411.1	0,5
Pg 11	12	14,5	26	25	38	12	-	50	268.411.0	0,6
Pg 13,5	12	15,2	26	25	38	12	-	50	268.413.1	1,2
Pg 13,5	17	15,4	35	31	43	13	-	50	268.413.0	1,2
Pg 16	17	18,1	35	31	43	13	-	50	268.416.0	1,2
Pg 21	23	23,0	43	38	48	13	-	25	268.421.0	1,9
Pg 29	29	31,0	50	46	52	15	-	20	268.429.0	2,8
Pg 36	37	39,0	59	55	62	17	-	10	268.436.0	4,7
Pg 48	50	43,5	72	72	68	19	-	5	268.448.0	7,3

Pg straight cable-hose fitting, male, PA6, colour Black.

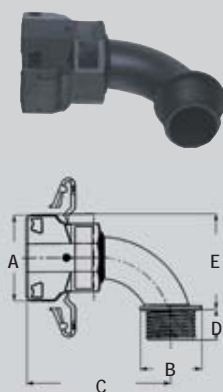


Thread	Ana-Quick Size DN	Clamping Range (mm)	Dimensions in mm					Standard Package	Article Number	Weight (Kg/100)
			A	B	C	D	E			
Pg 9	10	2,5 - 8,0	47	8	17	19	-	25	267.109.0	-
Pg 11	12	3,5 - 10,0	53	8	20	22	-	25	267.111.0	-
Pg 13,5	12	5,0 - 12,0	53	9	20	24	-	25	267.113.1	-
Pg 13,5	17	5,0 - 12,0	59	9	27	24	-	25	267.113.0	-
Pg 16	17	7,0 - 14,0	59	10	27	27	-	25	267.116.0	-
Pg 21	23	9,0 - 18,0	69	11	34	33	-	25	267.121.0	-
Pg 29	29	14,0 - 25,0	75	11	41	42	-	10	267.129.0	-

ANA-QUICK
PROFI

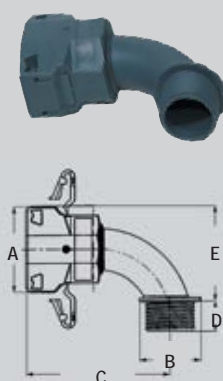
LIQUID-TIGHT
FITTING PA6
IP 65 / 68

Pg 90° elbow fitting, male, PA6, colour Black.



Thread	Ana-Quick	Min. Internal	Dimensions in mm					Standard	Article	Weight
Pg	Size DN	Bore (mm)	A	B	C	D	E	Package	Number	(Kg/100)
Pg 9	10	9,5	22	20	50	12	29	50	268.709.0	0,6
Pg 11	12	13,5	26	25	55	12	34	50	268.711.0	0,9
Pg 13,5	17	13,5	35	25	60	12	39	25	268.713.0	1,5
Pg 16	17	17,0	35	31	66	13	45	25	268.716.0	1,8
Pg 21	23	23,0	43	38	74	13	52	20	268.721.0	2,9
Pg 29	29	31,0	50	48	87	15	64	10	268.729.0	4,5
Pg 36	37	39,5	59	56	105	17	75	10	268.736.0	7,4
Pg 48	50	51,5	72	72	129	19	100	5	268.748.0	12,7

Pg 90° elbow fitting, male, PA6, colour Grey.




Thread	Ana-Quick	Min. Internal	Dimensions in mm					Standard	Article	Weight
Pg	Size DN	Bore (mm)	A	B	C	D	E	Package	Number	(Kg/100)
Pg 9	10	9,5	22	20	50	12	29	50	268.609.0	0,6
Pg 11	12	13,5	26	25	55	12	34	50	268.611.0	0,9
Pg 13,5	17	13,5	35	25	60	12	39	25	268.613.0	1,5
Pg 16	17	17,0	35	31	66	13	45	25	268.616.0	1,8
Pg 21	23	23,0	43	38	74	13	52	20	268.621.0	2,9
Pg 29	29	31,0	50	48	87	15	64	10	268.629.0	4,5
Pg 36	37	39,5	59	56	105	17	75	10	268.636.0	7,4
Pg 48	50	51,5	72	72	129	19	100	5	268.648.0	12,7

O-ring, NBR, to obtain IP 68 protection.



Ana-Quick	Conduit	Conduit	Conduit	Conduit	Conduit	Standard	Article	Weight
Size DN	PA6L	PA6S	PA6SU	PA6V0	PP-MOD	Package	Number	(Kg/100)
7,5	7,5	7,5	-	7,5	7,5	50	268.807.0	0,01
7,5	-	-	7,5	-	-	50	268.810.0	0,01
10	10	10	-	10	10	50	268.810.0	0,01
10	-	-	10	-	-	50	268.813.0	0,01
12	12	12	-	12	12	50	268.812.0	0,01
12	-	-	12	-	-	50	268.813.0	0,01
17	17	17	-	17	17	50	268.817.0	0,01
17	-	-	17	-	-	50	268.818.0	0,02
23	23	23	-	23	23	25	268.823.0	0,02
23	-	-	23	-	-	20	268.829.0	0,04
29	29	29	-	29	29	20	268.829.0	0,04
29	-	-	29	-	-	20	268.830.0	0,05
37	37	37	-	37	37	10	268.837.0	0,05
37	-	-	37	-	-	10	268.840.0	0,05
50	50	50	-	50	-	5	268.850.0	0,06



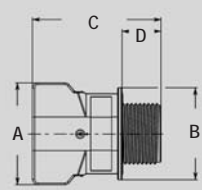
O-ring, NBR, to obtain IP 68 for fittings

To achieve the protection class IP 68, slip the O ring into the first groove of the cut end of the corrugated tube section on the screw side.

For normal profile size NW 50 slip two O-rings sealings into the first and second groove of the tube.

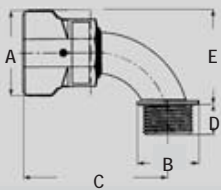
Insert the tube in the closed gland with a slight twist until the collar stop.

ISO straight fitting, nickel plated brass thread, male, PA6, colour Black.



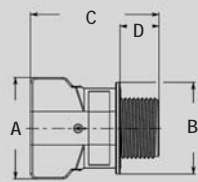
Thread ISO	Ana-Quick Size DN	Min. Internal Bore (mm)	Dimensions in mm					Standard Package	Article Number	Weight (Kg/100)
			A	B	C	D	E			
M16 x 1,5	10	10,8	22	22	38	12	-	30	265.116.1	1,0
M16 x 1,5	12	10,8	26	25	39	12	-	30	265.116.0	1,4
M20 x 1,5	12	10,6	26	25	39	12	-	30	265.120.1	1,4
M20 x 1,5	17	15,4	35	31	42	12	-	30	265.120.0	2,0
M25 x 1,5	17	17,7	35	31	44	14	-	30	265.125.1	2,0
M25 x 1,5	23	19,7	43	38	53	14	-	30	265.125.0	3,7
M32 x 1,5	29	26,9	50	46	54	14	-	20	265.132.0	5,3
M40 x 1,5	37	29,8	59	55	60	14	-	10	265.140.0	6,1
M50 x 1,5	50	35,5	72	72	70	18	-	10	265.150.0	10,4
M63 x 1,5	50	46,0	72	72	69	16	-	10	265.163.0	16,0

ISO 90° elbow fitting, nickelplated brass thread, male, PA6, colour Black.



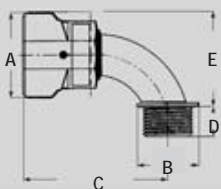
Thread ISO	Ana-Quick Size DN	Min. Internal Bore (mm)	Dimensions in mm					Standard Package	Article Number	Weight (Kg/100)
			A	B	C	D	E			
M16 x 1,5	10	8,7	22	20	50	11	29	30	265.316.1	1,2
M16 x 1,5	12	8,7	26	20	59	11	31	30	265.316.0	1,8
M20 x 1,5	12	11,9	26	25	55	12	34	30	265.320.1	1,2
M20 x 1,5	17	14,8	35	25	60	13	39	30	265.320.0	2,6
M25 x 1,5	17	16,7	35	31	66	13	45	30	265.325.1	2,6
M32 x 1,5	23	22,2	43	31	74	14	49	30	265.332.1	4,4
M32 x 1,5	29	23,2	50	38	77	14	55	20	265.332.0	7,1
M40 x 1,5	37	28,4	59	48	96	14	69	10	265.340.0	7,1
M50 x 1,5	37	36,2	59	56	105	14	75	10	265.350.1	10,6
M63 x 1,5	50	49,7	72	72	129	14	100	10	265.363.0	17,5

Pg straight fitting, nickel plated brass thread, male, PA6, colour Black.



Thread Pg	Ana-Quick Size DN	Min. Internal Bore (mm)	Dimensions in mm					Standard Package	Article Number	Weight (Kg/100)
			A	B	C	D	E			
Pg 9	10	10,5	22	22	38	12	-	30	265.509.0	0,9
Pg 11	12	13,4	26	25	39	12	-	30	265.511.0	1,4
Pg 13,5	17	15,4	35	31	42	12	-	30	265.513.0	1,9
Pg 16	17	17,5	35	31	42	12	-	30	265.516.0	2,0
Pg 21	23	22,4	43	38	53	14	-	30	265.521.0	3,7
Pg 29	29	30,2	50	46	54	14	-	20	265.529.0	5,3
Pg 36	37	36,0	59	55	64	17	-	10	265.536.0	8,4
Pg 48	50	47,0	72	72	69	17	-	10	265.548.0	15,2

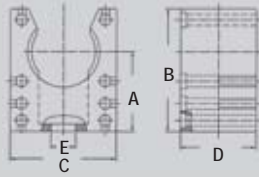
Pg 90° elbow fitting, nickel plated brass thread, male, PA6, colour Black.



Thread Pg	Ana-Quick Size DN	Min. Internal Bore (mm)	Dimensions in mm					Standard Package	Article Number	Weight (Kg/100)
			A	B	C	D	E			
Pg 9	10	10,0	22	20	50	11	29	30	265.709.0	1,2
Pg 11	12	12,0	26	25	55	11	34	30	265.711.0	1,8
Pg 13,5	17	14,8	35	25	60	13	39	30	265.713.0	1,8
Pg 16	17	16,8	35	31	66	14	45	30	265.716.0	2,8
Pg 21	23	22,3	43	38	74	14	52	30	265.721.0	4,5
Pg 29	29	29,0	50	48	87	14	64	20	265.729.0	7,1
Pg 36	37	36,4	59	56	105	14	75	10	265.736.0	11,8
Pg 48	50	49,7	72	72	129	14	100	10	265.748.0	17,5



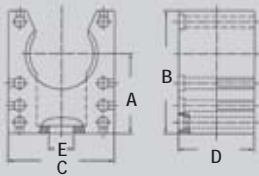
Conduit holder, PA6, colour Black.



Ana-Quick Size DN	Ana-Quick type	Min. Internal Bore (mm)	Dimensions in mm					Standard Package	Article Number	Weight (Kg/100)
			A	B	C	D	E			
7,5	-	-	12	18	20	20	4,2	100	267.307.0	0,4
10	-	-	16	23	20	20	5,5	100	267.310.0	0,5
12	-	-	17	26	22	20	5,5	50	267.312.0	0,6
17	-	-	21	33	28	20	6,5	50	267.317.0	0,8
23	-	-	25	40	35	20	6,5	50	267.323.0	1,2
29	-	-	27	45	43	20	6,5	30	267.329.0	1,3
37	-	-	31	53	54	20	6,5	20	267.336.0	1,5
50	-	-	38	66	68	20	6,5	20	267.348.0	2,0



Conduit holder, PA6, colour Grey.



Ana-Quick Size DN	Ana-Quick type	Min. Internal Bore (mm)	Dimensions in mm					Standard Package	Article Number	Weight (Kg/100)
			A	B	C	D	E			
7,5	-	-	12	18	20	20	4,2	100	267.207.0	0,4
10	-	-	16	23	20	20	5,5	100	267.210.0	0,5
12	-	-	17	26	22	20	5,5	50	267.212.0	0,6
17	-	-	21	33	28	20	6,5	50	267.217.0	0,8
23	-	-	25	40	35	20	6,5	50	267.223.0	1,2
29	-	-	27	45	43	20	6,5	30	267.229.0	1,3
37	-	-	31	53	54	20	6,5	20	267.236.0	1,5
50	-	-	38	66	68	20	6,5	20	267.248.0	2,0



Conduit holder cover, PA6, colour Black.



Ana-Quick Size DN	Ana-Quick type	Min. Internal Bore (mm)	Dimensions in mm					Standard Package	Article Number	Weight (Kg/100)
			A	B	C	D	E			
7,5	-	-	-	-	-	-	-	100	267.507.0	0,1
10	-	-	-	-	-	-	-	100	267.510.0	0,1
12	-	-	-	-	-	-	-	50	267.512.0	0,2
17	-	-	-	-	-	-	-	50	267.517.0	0,2
23	-	-	-	-	-	-	-	50	267.523.0	0,2
29	-	-	-	-	-	-	-	30	267.529.0	0,2
37	-	-	-	-	-	-	-	20	267.536.0	0,3
50	-	-	-	-	-	-	-	20	267.548.0	0,3



Conduit holder cover, PA6, colour Grey.



Ana-Quick Size DN	Ana-Quick type	Min. Internal Bore (mm)	Dimensions in mm					Standard Package	Article Number	Weight (Kg/100)
			A	B	C	D	E			
7,5	-	-	-	-	-	-	-	100	267.407.0	0,1
10	-	-	-	-	-	-	-	100	267.410.0	0,1
12	-	-	-	-	-	-	-	50	267.412.0	0,2
17	-	-	-	-	-	-	-	50	267.417.0	0,2
23	-	-	-	-	-	-	-	50	267.423.0	0,2
29	-	-	-	-	-	-	-	30	267.429.0	0,2
37	-	-	-	-	-	-	-	20	267.436.0	0,3
50	-	-	-	-	-	-	-	20	267.448.0	0,3

ANA-QUICK
PROFI

ACCESSORIES
FITTING PA6



Conduit holder connector, PA6, colour Black.



Ana-Quick	Min. Internal Bore (mm)	Dimensions in mm					Standard Package	Article Number	Weight (Kg/100)
Size DN		A	B	C	D	E			
7,5 - 50	-	-	-	-	-	-	100	267.501.0	0,04



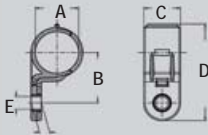
Conduit holder connector, PA6, colour Grey.



Ana-Quick	Min. Internal Bore (mm)	Dimensions in mm					Standard Package	Article Number	Weight (Kg/100)
Size DN		A	B	C	D	E			
7,5 - 50	-	-	-	-	-	-	100	267.500.0	0,04



Conduit mounting clip, PA 46, with inner contour.



Conduit size DN	Min. Internal Bore (mm)	Dimensions in mm					Standard Package	Article Number	Weight (Kg/100)
		A	B	C	D	E			
10	-	13,2	22	18	41	6,5	500	267.610.0	0,4
13	-	16,1	23	18	44	6,5	500	267.613.0	0,4
17	-	21,4	26	18	49	6,5	500	267.617.0	0,5
22	-	25,9	28	18	54	6,5	500	267.622.0	0,6



Conduit reducer ring, PA 66, for inside mounting in conduit.



Conduit size inside DN	Conduit size reduction DN	Dimensions in mm					Standard Package	Article Number	Weight (Kg/100)
		A	B	C	D	E			
10	4,5	-	-	-	-	-	2000	267.710.0	-
10	7,5	-	-	-	-	-	2000	267.711.0	-
13	10	-	-	-	-	-	2000	267.713.0	-
13	7,5	-	-	-	-	-	500	267.714.0	-
17	13	-	-	-	-	-	500	267.717.0	-



Conduit split ring, PA 66, for inside mounting in conduit.



Conduit size inside DN	Conduit size reduction DN	Dimensions in NW					Standard Package	Article Number	Weight (Kg/100)
		A	B	C	D	E			
17	4,5 - 4,5	-	-	-	-	-	500	267.817.0	-
22	7,5 - 7,5	-	-	-	-	-	1000	267.820.0	-
22	8,5 - 7,5	-	-	-	-	-	1000	267.821.0	-
22	4,5 - 4,5	-	-	-	-	-	1000	267.822.0	-



Neoprene, end cap, with strain relief, IP 54.



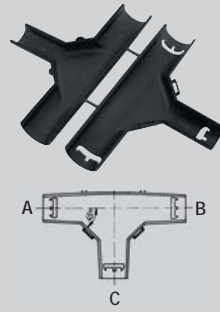
Ana-Quick Size DN	Ana-Quick type	Clamping range (mm)	Dimensions in mm					Standard Package	Article Number	Weight (Kg/100)
			A	B	C	D	E			
12	-	4 - 9	-	-	-	-	-	3000	266.812.0	-
17	-	5 - 12	-	-	-	-	-	2400	266.817.0	-
23	-	7 - 17	-	-	-	-	-	1200	266.823.0	-
29	-	9 - 20	-	-	-	-	-	800	266.829.0	-
37	-	16 - 30	-	-	-	-	-	800	266.836.0	-

ANA-QUICK
PROFI

ACCESSORIES
FITTING PA6



T - joint, conduit at outside connected, colour black, IP 40.




T-Joint Size DN - DN -DN	Min. Internal Bore (mm)	Dimensions in NW					Standard Package	Article Number	Weight (Kg/100)
		A	B	C	D	E			
10 - 10 - 10	-	10	10	10	-	-	100	799.801.0	0,6
10 - 17 - 23	-	10	17	23	-	-	100	799.807.0	0,8
17 - 17 - 10	-	17	17	10	-	-	100	799.802.0	0,8
17 - 17 - 17	-	17	17	17	-	-	100	799.803.0	0,9
23 - 23 - 10	-	23	23	10	-	-	100	799.804.0	0,9
23 - 23 - 17	-	23	23	17	-	-	100	799.805.0	0,9
23 - 23 - 23	-	23	23	23	-	-	250	799.806.0	1,0

**ANA-QUICK
PROFI**

**ACCESSORIES
FITTING PA6**




ISO locknuts, glassfiber reinforced polyamide, colour Black.



Thread ISO	Type	Min. Internal Bore (mm)	Dimensions in mm					Standard Package	Article Number	Weight (Kg/100)
			A	B	C	D	E			
M12 x 1,5	-	-	5	-	19	-	-	50	798.312.3	0,1
M16 x 1,5	-	-	5	-	22	-	-	50	798.316.3	0,2
M20 x 1,5	-	-	5	-	24	-	-	50	798.320.3	0,3
M25 x 1,5	-	-	6	-	30	-	-	20	798.325.3	0,3
M32 x 1,5	-	-	8	-	38	-	-	20	798.332.3	0,3
M40 x 1,5	-	-	8	-	50	-	-	20	798.340.3	0,9
M50 x 1,5	-	-	-	-	-	-	-	10	798.350.3	1,3
M63 x 1,5	-	-	-	-	-	-	-	5	798.363.3	2,2




ISO locknuts, glassfiber reinforced polyamide, colour Grey.



Thread ISO	Type	Min. Internal Bore (mm)	Dimensions in mm					Standard Package	Article Number	Weight (Kg/100)
			A	B	C	D	E			
M12 x 1,5	-	-	5	-	19	-	-	50	798.312.0	0,1
M16 x 1,5	-	-	5	-	22	-	-	50	798.316.0	0,2
M20 x 1,5	-	-	5	-	24	-	-	50	798.320.0	0,3
M25 x 1,5	-	-	6	-	30	-	-	20	798.325.0	0,3
M32 x 1,5	-	-	8	-	38	-	-	20	798.332.0	0,3
M40 x 1,5	-	-	8	-	50	-	-	20	798.340.0	0,9
M50 x 1,5	-	-	-	-	-	-	-	10	798.350.0	1,3
M63 x 1,5	-	-	-	-	-	-	-	5	798.363.0	2,2



Pg locknuts, glassfiber reinforced polyamide, colour Black.



Thread Pg	Type	Min. Internal Bore (mm)	Dimensions in mm					Standard Package	Article Number	Weight (Kg/100)
			A	B	C	D	E			
Pg 7	-	-	5	-	19	-	-	50	269.907.3	0,1
Pg 9	-	-	5	-	22	-	-	50	269.909.3	0,2
Pg 11	-	-	5	-	24	-	-	50	269.911.3	0,2
Pg 13,5	-	-	6	-	27	-	-	50	269.913.3	0,2
Pg 16	-	-	6	-	30	-	-	20	269.916.3	0,3
Pg 21	-	-	7	-	36	-	-	20	269.921.3	0,4
Pg 29	-	-	8	-	46	-	-	20	269.929.3	0,7
Pg 36	-	-	8	-	60	-	-	10	269.936.3	1,1
Pg 48	-	-	10	-	70	-	-	5	269.948.3	1,3



Pg locknuts, glassfiber reinforced polyamide, colour Grey.



Thread Pg	Type	Min. Internal Bore (mm)	Dimensions in mm					Standard Package	Article Number	Weight (Kg/100)
			A	B	C	D	E			
Pg 7	-	-	5	-	19	-	-	50	269.907.0	0,1
Pg 9	-	-	5	-	22	-	-	50	269.909.0	0,2
Pg 11	-	-	5	-	24	-	-	50	269.911.0	0,2
Pg 13,5	-	-	6	-	27	-	-	50	269.913.0	0,2
Pg 16	-	-	6	-	30	-	-	20	269.916.0	0,3
Pg 21	-	-	7	-	36	-	-	20	269.921.0	0,4
Pg 29	-	-	8	-	46	-	-	20	269.929.0	0,7
Pg 36	-	-	8	-	60	-	-	10	269.936.0	1,1
Pg 48	-	-	10	-	70	-	-	5	269.948.0	1,3

ANA-QUICK
PROFI

ACCESSORIES
FITTING PA6



ISO / ISO enlarger, glassfiber reinforced polyamide, colour Grey.



Outside Thread	Inside Thread	Min. Internal Bore (mm)	Dimensions in mm					Standard Package	Article Number	Weight (Kg/100)
			A	B	C	D	E			
M12 x 1,5	M16 x 1,5	-	19	8	20	-	-	50	266.512.0	0,2
M16 x 1,5	M20 x 1,5	-	20	8	24	-	-	50	266.516.0	0,3
M20 x 1,5	M25 x 1,5	-	22	9	30	-	-	50	266.520.0	0,5
M25 x 1,5	M32 x 1,5	-	24	10	36	-	-	20	266.525.0	0,7
M32 x 1,5	M40 x 1,5	-	26	11	44	-	-	20	266.532.0	1,0
M40 x 1,5	M50 x 1,5	-	28	12	55	-	-	20	266.540.0	1,5
M50 x 1,5	M63 x 1,5	-	32	13	70	-	-	10	266.550.0	2,9



ISO / ISO reducer, glassfiber reinforced polyamide, colour Grey.



Outside Thread	Inside Thread	Min. Internal Bore (mm)	Dimensions in mm					Standard Package	Article Number	Weight (Kg/100)
			A	B	C	D	E			
M16 x 1,5	M12 x 1,5	-	8	6	20	-	-	50	266.416.0	0,1
M20 x 1,5	M16 x 1,5	-	9	7	24	-	-	50	266.420.0	0,2
M25 x 1,5	M20 x 1,5	-	10	8	30	-	-	50	266.425.0	0,3
M32 x 1,5	M25 x 1,5	-	11	9	36	-	-	20	266.432.0	0,6
M40 x 1,5	M32 x 1,5	-	12	10	44	-	-	20	266.440.0	0,9
M50 x 1,5	M40 x 1,5	-	13	11	55	-	-	10	266.450.0	1,5
M63 x 1,5	M50 x 1,5	-	15	13	70	-	-	5	266.463.0	2,9



Pg / Pg enlarger, glassfiber reinforced polyamide, colour Grey.



Outside Thread	Inside Thread	Min. Internal Bore (mm)	Dimensions in mm					Standard Package	Article Number	Weight (Kg/100)
			A	B	C	D	E			
Pg 7	Pg 9	-	20	7	19	-	-	100	266.207.0	0,3
Pg 9	Pg 11	-	23	8	22	-	-	100	266.209.0	0,4
Pg 11	Pg 13,5	-	23	8	24	-	-	100	266.211.0	0,5
Pg 16	Pg 21	-	29	9	32	-	-	100	266.216.0	1,0
Pg 21	Pg 29	-	32	10	42	-	-	50	266.221.0	1,4
Pg 29	Pg 36	-	36	11	53	-	-	25	266.229.0	3,6
Pg 36	Pg 42	-	41	13	60	-	-	10	266.236.0	3,8
Pg 42	Pg 48	-	41	13	65	-	-	10	266.242.0	4,4





Pg / Pg reducer, glassfiber reinforced polyamide, colour Grey.



Outside Thread	Inside Thread	Min. Internal Bore (mm)	Dimensions in mm					Standard Package	Article Number	Weight (Kg/100)
			A	B	C	D	E			
Pg 9	Pg 7	-	8	6	19	-	-	100	266.109.0	0,4
Pg 11	Pg 9	-	8	6	22	-	-	100	266.111.0	0,6
Pg 16	Pg 11	-	10	8	27	-	-	100	266.115.0	0,6
Pg 16	Pg 13,5	-	10	8	27	-	-	100	266.116.0	0,8
Pg 21	Pg 16	-	11	9	32	-	-	100	266.121.0	0,9
Pg 29	Pg 21	-	11	9	40	-	-	50	266.129.0	1,5
Pg 36	Pg 29	-	18	11	50	-	-	50	266.136.0	2,5
Pg 42	Pg 36	-	18	13	55	-	-	25	266.142.0	2,7
Pg 48	Pg 42	-	18	13	60	-	-	25	266.148.0	3,2

ANA-QUICK
PROFI

ACCESSORIES
FITTING PA6



**Ana-Quick GIGANT PA6:
Big bore for medium and high
mechanical strength.**

The GIGANT PA6 is applicable for standard circumstances where a bigger bore is needed. GIGANT PA6 is used in medium and heavy machines and installations in the transportation area.

Material & Construction:

Construction: Corrugated conduit from modified polyamide PA6, UV resistant, halogen-free.

Flame properties: Flame-retarding UL-94 HB.

Resistant against: Alcohol, grease, fuels, mineral oils, weak bases and weak acids.

Temperature range: -40 °C till +120 °C, intermittent up to +150 °C.

Colour : Black and grey.

Classification according NEN-EN-IEC 61386:

Compression resistance: Class 2, Light (320 N).

Impact resistance: Class 2, Light (1 J).

Tensile strength: Class 2, Light (250 N).

Protection class: IP 67 (dust-proof, water-tight).



Normal profile
"standard wall"

**ANA-QUICK
PROFI**

**GIGANT
CONDUIT
TYPE PA6**

GIGANT	Diameter		Bending radius		Standard carton		Small carton		Reels		Weight (Kg/m)
	Size	Inside	Outside	Static	Dynamic	Metre	Article No.	Metre	Article No.	Metre	
DN	(mm)	(mm)	(mm)	(mm)		Black		Black		Black	
70	66,5	79,2	170	210	25	301.170.3	10	301.170.1	-	-	0,42
95	91,0	106,0	225	280	25	301.199.3	10	301.199.1	-	-	0,78

GIGANT	Diameter		Bending radius		Standard carton		Small carton		Reels		Weight (Kg/m)
	Size	Inside	Outside	Static	Dynamic	Metre	Article No.	Metre	Article No.	Metre	
DN	(mm)	(mm)	(mm)	(mm)		Grey		Grey		Grey	
70	66,5	79,2	170	210	25	301.070.3	10	301.070.1	-	-	0,42
95	91,0	106,0	225	280	25	301.099.3	10	301.099.1	-	-	0,78

The fittings for Ana-Quick GIGANT are outlined in this chapter on page 9-25



Size GIGANT	DN	70	95	-	-	-	-	-	-
Fittings	ISO	-	-	-	-	-	-	-	-
	PG	-	-	-	-	-	-	-	-
	NPT	-	-	-	-	-	-	-	-



Ana-Quick GIGANT PP-MOD: Big bore for lower mechanical strength.

The GIGANT PP-MOD is applicable for light circumstances where a bigger bore is needed. GIGANT PP-MOD is used in light and medium machines and installations in the transportation area.

Material & Construction:

Construction: Corrugated conduit from modified polypropylene (PP), UV resistant.

Flame properties: Self-extinguishing UL-94 V2.

Resistant against: Alcohol, grease, fuels, mineral oils, weak bases and weak acids.

Temperature range: -40 °C till +135 °C, intermittent up to +150 °C.

Colour: Black and grey.

Classification according NEN-EN-IEC 61386:

Compression resistance: Class 1, Very Light (125 N).

Impact resistance: Class 1, Very Light (0,5 J).

Tensile strength: Class 1, Very Light (100 N).

Protection class: IP 67 (dust-proof, water-tight).

ANA-QUICK
PROFI

GIGANT
CONDUIT
TYPE PP-MOD



Normal profile
"thin wall"


GIGANT	Diameter		Bending radius		Standard carton		Small carton		Reels		Weight
Size	Inside	Outside	Static	Dynamic	Metre	Article No.	Metre	Article No.	Metre	Article No.	(Kg/m)
DN	(mm)	(mm)	(mm)	(mm)		Black		Black		Black	
70	66,5	79,2	170	210	25	301.370.3	10	301.370.1	-	-	0,37
95	91,0	106,0	225	280	25	301.399.3	10	301.399.1	-	-	0,61

GIGANT	Diameter		Bending radius		Standard carton		Small carton		Reels		Weight
Size	Inside	Outside	Static	Dynamic	Metre	Article No.	Metre	Article No.	Metre	Article No.	(Kg/m)
DN	(mm)	(mm)	(mm)	(mm)		Grey		Grey		Grey	
70	66,5	79,2	170	210	25	301.270.3	10	301.270.1	-	-	0,37
95	91,0	106,0	225	280	25	301.299.3	10	301.299.1	-	-	0,61

The fittings for Ana-Quick GIGANT are outlined in this chapter on page 9-25



Size GIGANT	DN	70	95	-	-	-	-	-	-
Fittings	ISO	-	-	-	-	-	-	-	-
	PG	-	-	-	-	-	-	-	-
	NPT	-	-	-	-	-	-	-	-



Ana-Quick GIGANT PUR : Big bore for medium mechanical strength and high flexibility.

The GIGANT PUR is applicable for standard circumstances and for frequent movements. The GIGANT PUR is used in light and medium machines, packaging-machines and the transportation area.

Material & Construction:

Construction: Corrugated conduit from TPU, UV resistant, halogen-free.

Flame properties: Flame-retarding UL-94 HB.

Resistant against: Alcohol, grease, fuels, mineral oils, weak bases and weak acids.

Temperature range: -40 °C till +125 °C, intermittent up to +150 °C.

Colour: Black and grey.

Classification according NEN-EN-IEC 61386:
Compression resistance: Class 1, Very Light (125 N).
Impact resistance: Class 1, Very Light (0,5 J).
Tensile strength: Class 1, Very Light (100 N).
Protection class: IP 67 (dust-proof, water-tight).



Normal profile
"standard wall"

ANA-QUICK
PROFI

GIGANT
CONDUIT
TYPE PUR

GIGANT	Diametre		Bending radius		Standard carton		Small carton		Reels		Weight (Kg/m)
	Size	Inside	Outside	Static	Dynamic	Metre	Article No.	Metre	Article No.	Metre	
DN	(mm)	(mm)	(mm)	(mm)		Black		Black		Black	
70	66,5	79,2	170	210	25	301.570.3	10	301.570.1	-	-	0,57
95	91,0	106,0	225	280	21	301.599.3	10	301.599.1	-	-	0,61

GIGANT	Diametre		Bending radius		Standard carton		Small carton		Reels		Weight (Kg/m)
	Size	Inside	Outside	Static	Dynamic	Metre	Article No.	Metre	Article No.	Metre	
DN	(mm)	(mm)	(mm)	(mm)		Grey		Grey		Grey	
70	66,5	79,2	170	210	25	301.470.3	10	301.470.1	-	-	0,57
95	91,0	106,0	225	280	25	301.499.3	10	301.499.1	-	-	0,61

The fittings for Ana-Quick GIGANT are outlined in this chapter on page 9-25



Size GIGANT	DN	70	95	-	-	-	-	-	-	-
Fittings	ISO	-	-	-	-	-	-	-	-	-
	PG	-	-	-	-	-	-	-	-	-
	NPT	-	-	-	-	-	-	-	-	-



Ana-Quick GIGANT Polyamide flange fittings.

The polyamide Ana-Quick GIGANT fittings can be used with all types of Ana-Quick GIGANT. The design of the Ana-Quick GIGANT fitting offers good protection in combination with a high pull out strength.

Material & Construction:

Construction: Flange fitting with 2 shelves and locking ring.
Material : Completely made from Polyamide PA6, halogen-free.

Temperature: -30 °C till +120 °C continuous.

Protection class: IP 54 (dust-protected, splash-water proof).

Colour: Black and grey.

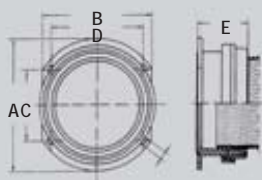
ANA-QUICK
PROFI

GIGANT straight flange fitting, colour Black, male, PA6, IP 54 (with 4 fixing holes Ø 6,5 mm).



Ana-Quick GIGANT	Min. Internal	Dimensions in mm					Standard Package	Article Number	Weight (Kg/100)
Size DN	Bore (mm)	A	B	C	D	E			
70	-	112	95	60	80	43	25	269.170.3	9,5
95	-	145	126	74	108	51	25	269.199.3	20,0

GIGANT straight flange fitting, colour Grey, male, PA6, IP 54 (with 4 fixing holes Ø 6,5 mm).



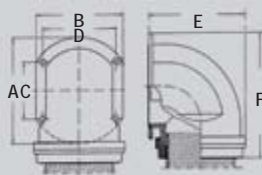
Ana-Quick GIGANT	Min. Internal	Dimensions in mm					Standard Package	Article Number	Weight (Kg/100)
Size DN	Bore (mm)	A	B	C	D	E			
70	-	112	95	60	80	43	25	269.070.3	9,5
95	-	145	126	74	108	51	25	269.099.3	20,0

GIGANT 90° elbow flange fitting, colour Black, male, PA6, IP 54 (with 4 fixing holes Ø 6,5 mm).




Ana-Quick GIGANT	Bore	Dimensions in mm						Standard Package	Article Number	Weight (Kg/100)
Size DN	(mm)	A	B	C	D	E	F			
70	-	112	95	60	80	107	134	10	269.370.3	18,1
95	-	145	126	74	108	143	173	10	269.399.3	38,1

GIGANT 90° elbow flange fitting, colour Grey, male, PA6, IP 54 (with 4 fixing holes Ø 6,5 mm).



Ana-Quick GIGANT	Bore	Dimensions in mm						Standard Package	Article Number	Weight (Kg/100)
Size DN	(mm)	A	B	C	D	E	F			
70	-	112	95	60	80	107	134	10	269.270.3	18,1
95	-	145	126	74	108	143	173	10	269.299.3	38,1

GIGANT
FITTING PA6
IP 54



**ANAMET HEAT PROTECTION
PRODUCTS:**

**HIPROJACKET® / THERMOJACKET
HIPROTAPE® / HIPROSILTAPE®
HIPROBLANKET**

Product selection table Anamet heat protection products.

Product	Material	Material	Temp. (°C) Continue		Temperature short term		Resistance		Approvals		Page
			Min.	Max.	20 min.	15-30 sec.	Oil	Splash			
 Hiprojacket Aero	Glass fibre	Silicone Halogen-free RoHS	-55	+260	+800°C	+1640°C	++++	++++	 	 GOST-R	10-03 10-04
 Hiprojacket Industrial	Glass fibre	Silicone Halogen-free RoHS	-55	+260	+800°C	+1640°C	++++	++++		 GOST-R	10-05 10-06
 Hiprojacket Light	Glass fibre	Silicone Halogen-free RoHS	-55	+260	+538°C	+1200°C	++++	++		 GOST-R	10-08
 Hiprotape	Glass fibre	Silicone Halogen-free RoHS	-55	+260	+800°C	+1640°C	++++	++++		 GOST-R	10-09 10-10
 Hiprosiltape	-	Silicone Halogen-free RoHS	-55	+260	-	-	++++	++		 GOST-R	10-11
 Hiproblanket Wrap H	Glass fibre	Silicone Halogen-free RoHS	-55	+260	+800°C	+1640°C	++++	++++		 GOST-R	10-12 10-13
 Hiproblanket Wrap Light	Glass fibre	Silicone Halogen-free RoHS	-55	+260	+538°C	+1200°C	++++	++		 GOST-R	10-14
 Thermojacket	Glass fibre Saturated	-	-55	+538	-	-	-	-		 GOST-R	10-15 10-17
 Hiproblanket light	Glass fibre	Silicone Halogen-free RoHS	-55	+260	+800°C	+1200°C	++++	++		 GOST-R	10-18
 Hiproblanket	Glass fibre	Silicone Halogen-free RoHS	-55	+260	+800°C	+1640°C	++++	++++		 GOST-R	10-19 10-20
 Silicablanket	Silica fibre	-	-55	+1090	-	-	-	-			10-21

PRODUCT SELECTION TABLE

Engineering data heat protection products

The right choice of heat protection materials is important for the functioning and durability of the equipment.

The heat protection materials of Anamet Europe B.V. can basically be divided into 3 groups:

1. Hipro-products, consisting of an E-glass fibre base, covered with iron-oxide silicon rubber.
Temperature range: -55 °C till +260 °C continuous, +800 °C for approx. 20 minutes and +1640 °C for 15-30 seconds

Flammability : UL-94 V1.
2. Thermo-products, consisting completely of E-glass fibre.
Temperature range: -55 °C till +538 °C continuous.
3. Silica-products consisting of completely amorphous silica fibres.
Temperature range: -55 °C till +1090 °C continuous.

Each product groups are available in various grades and executions, like sleeving, tape, blankets and remountable wraps.

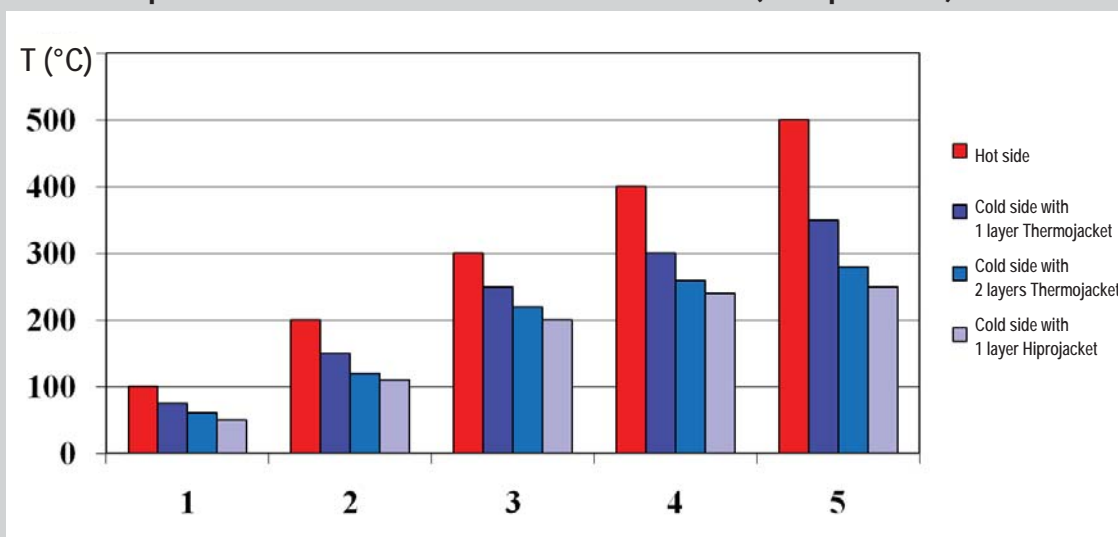
The choice of which product offers the best solution is strongly depending on the exact application.

Thermo- and Silica-products don't withstand open flame exposure and molten splash, like the Hipro-products do.

At the other hand Thermo-and Silica-products offer a good heat protection at higher continuous temperatures than are possible for Hipro-products.

Next to the temperature resistance, there is also a difference in insulation characteristics for the Hipro- and Thermo-products, as shown in the graph below. If however a higher level of insulation is required please refer to page 30 where we have our special high temperature insulation wraps shown.

Thermal protection - hot side versus cold side (Temp. in °C)




Note:

Above mentioned values are based on respectively Hiprojacket Aero and Thermo jacket S (saturated) with the heat source at the inside of the sleeving. For additional information on specific conditions, please contact your Anamet representative.

When Hipro products exposed to flame, the silicone rubber transforms into crust, creating a protective SiO₂ refractory layer. Hipro products withstands repeated exposures to molten steel, molten aluminium and molten glass up to +1650 °C. The heavy coating of our proprietary iron oxide red silicone compound sheds molten metal splashes immediately, so very little heat transfer occurs.

The fibre glass will not burn, retains 75% of it's tensile at 343 °C, softens at 732 °C till 877 °C and melts at 1121 °C till 1182 °C.

The theoretical dielectric strength of our Hipro products is 16.000 V per mm cover thickness, being the characteristic of Silicone rubber. However as the liquid process, to coat the sleeveings, tapes and blankets, allows for possible inclusions of tiny airbubbles or pinholes we cannot guarantee a minimum dielectric strength of the finished product.



ANAMET HEAT
PROTECTION
PRODUCTS

ENGINEERING
DATA

ANAMET HEAT PROTECTION PRODUCTS

PROTECTION SLEEVE TYPE HIPOJACKET AERO



Hiprojacket® Aero: Braided sleeving, solid constructed acc. SAE AS1072, superior short term flame protection.

The ultimate heatprotection for cables and hoses. This solid braided glassfiber sleeving, with thick silicone cover, is constructed according to the Aerospace Standard SAE AS1072 and allows qualified hose assemblies to pass the AS1055 testing. This Hiprojacket offers superior short term flame protection and excellent temperature reduction. In the field of cable protection, a complete program of Hiprojacket fittings is available for easy installation. Resistant to hydraulic fluids, lubricating oils and fuels, Hiprojacket protects against molten splash, occasional flames, heat radiation, energy loss in piping and hoses; also protects employees from burns. Hiprojacket is typically used in the Aerospace-industry, steelworks, glass and ceramics industry, as well as in the machine- and apparatus-building.

Material & Construction:

Construction: Braided sleeving from E-glass yarns, solid constructed acc. Aerospace Standard SAE AS1072 type 2.
Cover specifications: Iron-oxide silicon rubber. Excel-



lent oil resistant, halogen-free, superior short term flame protection, excellent temperature reduction and withstands molten splash.

Special approvals: Highly flameretardant acc. DIN 5510-2: S4/SR2/ST.2. Ox. index LOI = 39,2. Flameretardant acc. UNI CEI 11170-3; NF EN ISO 11925-2 (15 and 30 sec.). EN 45545 R23 and R24 HL1/HL2/HL3; NF F 16-101 class I2 F1. , Oxygenindex LOI = 39,2. Allows qualified hose assemblies to pass the SAE AS1055 testing.

Temperature: -55 °C till +260 °C continuous.

Under flame till +800 °C for approx. 20 minutes.

Radiation heat till +800 °C for approx. 20 minutes.

Molten metal splash till +1640 °C for 15-30 seconds.

Colour: Red, other colours available on demand.



Hiprojacket Aero			Diametre		Standard carton		Small carton *		Random Length		Weight
Size	Size	Type	Inside	Outside	Metre	Article No.	Metre	Article No.	Metre	Article No.	(Kg/m)
(mm)	(Inch)		(mm)	(mm)		Red		Red		Red	
6	1/4"	HJ-04	6	11	30	336.006.3	15	336.006.1	1	336.006.0	0,12
10	3/8"	HJ-06	10	15	30	336.010.3	15	336.010.1	1	336.010.0	0,16
13	1/2"	HJ-08	13	18	30	336.013.3	15	336.013.1	1	336.013.0	0,19
16	5/8"	HJ-10	16	22	30	336.016.3	15	336.016.1	1	336.016.0	0,21
19	3/4"	HJ-12	19	25	30	336.019.3	15	336.019.1	1	336.019.0	0,24
22	7/8"	HJ-14	22	28	30	336.022.3	15	336.022.1	1	336.022.0	0,28
25	1"	HJ-16	25	31	30	336.025.3	15	336.025.1	1	336.025.0	0,33
29	1.1/8"	HJ-18	29	35	30	336.029.3	15	336.029.1	1	336.029.0	0,35
32	1.1/4"	HJ-20	32	38	30	336.032.3	15	336.032.1	1	336.032.0	0,39
35	1.3/8"	HJ-22	35	41	30	336.035.3	15	336.035.1	1	336.035.0	0,45
38	1.1/2"	HJ-24	38	44	30	336.038.3	15	336.038.1	1	336.038.0	0,48
41	1.5/8"	HJ-26	41	47	30	336.041.3	15	336.041.1	1	336.041.0	0,52
44	1.3/4"	HJ-28	44	50	30	336.044.3	15	336.044.1	1	336.044.0	0,64
51	2"	HJ-32	51	57	30	336.051.3	15	336.051.1	1	336.051.0	0,67
57	2.1/4"	HJ-36	57	63	30	336.057.3	15	336.057.1	1	336.057.0	0,74
64	2.1/2"	HJ-40	64	70	30	336.064.3	15	336.064.1	1	336.064.0	0,75
70	2.3/4"	HJ-44	70	76	30	336.070.3	15	336.070.1	1	336.070.0	0,88
76	3"	HJ-48	76	82	30	336.076.3	15	336.076.1	1	336.076.0	1,03
83	3.1/4"	HJ-52	83	89	30	336.083.3	15	336.083.1	1	336.083.0	1,13
89	3.1/2"	HJ-56	89	95	30	336.089.3	15	336.089.1	1	336.089.0	1,18
95	3.3/4"	HJ-60	95	101	30	336.095.3	15	336.095.1	1	336.095.0	1,34
102	4"	HJ-64	102	108	30	336.102.3	15	336.102.1	1	336.102.0	1,41

* In the 15 meter packaging it is possible that 2 lengths (totally 15 meter) are packed (minimum shortest length 4,5 meter).

The fittings for Hiprojacket are outlined on page 10-07.





Hiprojacket® Aero:
Braided sleeving, solid constructed
acc. SAE AS1072, superior short term
flame protection.



Hiprojacket Aero			Diametre		Standard carton		Small carton		Reels		Weight
Size	Size	Type	Inside	Outside	Metre	Article No.	Metre	Article No.	Metre	Article No.	(Kg/m)
(mm)	(Inch)		(mm)	(mm)		Black		Black		Black	
13	1/2"	HJ-08	13	18	30	346.913.3	-	-	-	-	0,19
16	5/8"	HJ-10	16	22	30	346.916.3	-	-	-	-	0,21
19	3/4"	HJ-12	19	25	30	346.919.3	-	-	-	-	0,24
29	1.1/8"	HJ-18	29	35	30	346.929.3	-	-	-	-	0,35
35	1.3/8"	HJ-22	35	41	30	346.935.3	-	-	-	-	0,45
38	1.1/2"	HJ-24	38	44	30	346.938.3	-	-	-	-	0,48
41	1.5/8"	HJ-26	41	47	30	346.941.3	-	-	-	-	0,52
51	2"	HJ-32	51	57	30	346.951.3	-	-	-	-	0,67

**ANAMET HEAT
PROTECTION
PRODUCTS**

**PROTECTION
SLEEVE TYPE
HIPROJACKET
AERO**



Hiprojacket® Industrial:
Knitted sleeving, good short term flame protection.

The industrial alternative for less demanding situations. This Industrial Grade has a more open construction of glass fibre, but due to the thick silicon cover still offers good short term flame protection and temperature reduction. Resistant to hydraulic fluids, lubricating oils and fuels, Hiprojacket Industrial protects against molten splash, occasional flames, heat radiation, energy loss in piping and hoses; also protects employees from burns. Hiprojacket Industrial is frequently used to protect cables and industrial rubber/metal hoses in the glass, ceramics and steel industry, as well as in the machine- and apparatus-building.

good temperature reduction and withstands molten splash.
Temperature: -55 °C till +260 °C continuous.
 Under flame till +800 °C for approx. 20 minutes.
 Radiation heat till +800 °C for approx. 20 minutes.
 Molten metal splash till +1640 °C for 15-30 seconds.
Colour: Red, other colours available on demand.

Material & Construction:

Construction: Knitted sleeving from E-glass yarns.
Cover specifications: Iron-oxide silicon rubber, excellent oil resistant, halogen-free, good short term flame protection,



ANAMET HEAT PROTECTION PRODUCTS

PROTECTION SLEEVE TYPE HIPOJACKET INDUSTRIAL

Hiprojacket Industrial			Diametre		Standard carton		Small carton		Reels		Weight (Kg/m)
Size (mm)	Size (Inch)	Type	Inside (mm)	Outside (mm)	Metre	Article No. Red	Metre	Article No. Red	Metre	Article No. Red	
6	1/4"	HJ-I-04	6	11	30	336.806.3	-	-	-	-	0,11
10	3/8"	HJ-I-06	10	15	30	336.810.3	-	-	-	-	0,14
13	1/2"	HJ-I-08	13	18	30	336.813.3	-	-	-	-	0,17
16	5/8"	HJ-I-10	16	22	30	336.816.3	-	-	-	-	0,22
19	3/4"	HJ-I-12	19	25	30	336.819.3	-	-	-	-	0,25
22	7/8"	HJ-I-14	22	28	30	336.822.3	-	-	-	-	0,26
25	1"	HJ-I-16	25	31	30	336.825.3	-	-	-	-	0,30
29	1.1/8"	HJ-I-18	29	35	30	336.829.3	-	-	-	-	0,34
32	1.1/4"	HJ-I-20	32	38	30	336.832.3	-	-	-	-	0,36
35	1.3/8"	HJ-I-22	35	41	30	336.835.3	-	-	-	-	0,48
38	1.1/2"	HJ-I-24	38	44	30	336.838.3	-	-	-	-	0,53
41	1.5/8"	HJ-I-26	41	47	30	336.841.3	-	-	-	-	0,53
44	1.3/4"	HJ-I-28	44	50	30	336.844.3	-	-	-	-	0,55
51	2"	HJ-I-32	51	57	30	336.851.3	-	-	-	-	0,62
57	2.1/4"	HJ-I-36	57	63	30	336.857.3	-	-	-	-	0,71
64	2.1/2"	HJ-I-40	64	70	30	336.864.3	-	-	-	-	0,73
70	2.3/4"	HJ-I-44	70	76	30	336.870.3	-	-	-	-	0,82
76	3"	HJ-I-48	76	82	30	336.876.3	-	-	-	-	0,93
83	3.1/4"	HJ-I-52	83	89	30	336.883.3	-	-	-	-	1,14
89	3.1/2"	HJ-I-56	89	95	30	336.889.3	-	-	-	-	1,15
95	3.3/4"	HJ-I-60	95	100	30	336.895.3	-	-	-	-	1,17
102	4"	HJ-I-64	102	108	30	336.897.3	-	-	-	-	1,22
114	4.1/2"	HJ-I-72	114	120	30	336.898.3	15	336.898.1	-	-	1,65
127	5"	HJ-I-80	127	133	30	336.899.3	15	336.899.1	-	-	1,71

The fittings for Hiprojacket are outlined on page 10-07.





Hiprojacket® Industrial:
Knitted sleeving, good short term
flame protection.

Hiprojacket Industrial			Diametre		Standard carton		Small carton		Reels		Weight (Kg/m)
Size (mm)	Size (Inch)	Type	Inside (mm)	Outside (mm)	Metre	Article No. Black	Metre	Article No. Black	Metre	Article No. Black	
13	1/2"	HJ-I-08	13	18	30	346.313.3	-	-	-	-	0,17
16	5/8"	HJ-I-10	16	22	30	346.316.3	-	-	-	-	0,22
19	3/4"	HJ-I-12	19	25	30	346.319.3	-	-	-	-	0,25
29	1.1/8"	HJ-I-18	29	35	30	346.329.3	-	-	-	-	0,34
35	1.3/8"	HJ-I-22	35	41	30	346.335.3	-	-	-	-	0,48
41	1.5/8"	HJ-I-26	41	47	30	306.341.3	-	-	-	-	0,53
51	2"	HJ-I-32	51	57	30	346.351.3	-	-	-	-	0,62



Hiprojacket Industrial			Diametre		Standard carton		Small carton		Reels		Weight (Kg/m)
Size (mm)	Size (Inch)	Type	Inside (mm)	Outside (mm)	Metre	Article No. Grey	Metre	Article No. Grey	Metre	Article No. Grey	
13	1/2"	HJ-I-08	13	18	30	346.013.3	-	-	-	-	0,17
16	5/8"	HJ-I-10	16	22	30	346.016.3	-	-	-	-	0,22
19	3/4"	HJ-I-12	19	25	30	346.019.3	-	-	-	-	0,25
29	1.1/8"	HJ-I-18	29	35	30	346.029.3	-	-	-	-	0,34
35	1.3/8"	HJ-I-22	35	41	30	346.035.3	-	-	-	-	0,48
41	1.5/8"	HJ-I-26	41	47	30	306.041.3	-	-	-	-	0,53
51	2"	HJ-I-32	51	57	30	346.051.3	-	-	-	-	0,62



Hiprojacket Industrial			Diametre		Standard carton		Small carton		Reels		Weight (Kg/m)
Size (mm)	Size (Inch)	Type	Inside (mm)	Outside (mm)	Metre	Article No. Blue	Metre	Article No. Blue	Metre	Article No. Blue	
13	1/2"	HJ-I-08	13	18	30	346.113.3	-	-	-	-	0,17
16	5/8"	HJ-I-10	16	22	30	346.116.3	-	-	-	-	0,22
19	3/4"	HJ-I-12	19	25	30	346.119.3	-	-	-	-	0,25
29	1.1/8"	HJ-I-18	29	35	30	346.129.3	-	-	-	-	0,34
35	1.3/8"	HJ-I-22	35	41	30	346.135.3	-	-	-	-	0,48
41	1.5/8"	HJ-I-26	41	47	30	306.141.3	-	-	-	-	0,53
51	2"	HJ-I-32	51	57	30	346.151.3	-	-	-	-	0,62



Hiprojacket Industrial			Diametre		Standard carton		Small carton		Reels		Weight (Kg/m)
Size (mm)	Size (Inch)	Type	Inside (mm)	Outside (mm)	Metre	Article No. Yellow	Metre	Article No. Yellow	Metre	Article No. Yellow	
13	1/2"	HJ-I-08	13	18	30	346.213.3	-	-	-	-	0,17
16	5/8"	HJ-I-10	16	22	30	346.216.3	-	-	-	-	0,22
19	3/4"	HJ-I-12	19	25	30	346.219.3	-	-	-	-	0,25
29	1.1/8"	HJ-I-18	29	35	30	346.229.3	-	-	-	-	0,34
35	1.3/8"	HJ-I-22	35	41	30	346.235.3	-	-	-	-	0,48
41	1.5/8"	HJ-I-26	41	47	30	306.241.3	-	-	-	-	0,53
51	2"	HJ-I-32	51	57	30	346.251.3	-	-	-	-	0,62




Anaconda nickel plated brass fittings for Hiprojacket®.

To fit the Hiprojacket you can use the standard Anaconda fittings (which are being used for metal conduits Sealtite), if you replace their standard polyamide clamping rings with the special metal clamping rings mentioned here under. The fittings are also available in 45°, 90° and in stainless steel (see also chapter 4 and 6).

Material & Construction:

Construction: Nickel plated brass fitting, consisting of 4 parts (counter nut, clamping ring, ferrule and body).



Material: Counter nut, body, clamping ring and ferrule are nickel plated brass with exception of size 3/8" till 1" where the ferrule is from galvanised steel. Inserts are made from PA6 (red for ISO metric, blue for Pg and white for NPT).

Temperature: -45 °C till +105 °C continuous (cable-hose-fittings till +300 °C on request).

Protection class: IP 54 (dust-protected, splash water-proof), additionally sealed with Hiprosiltape, IP 67 is possible.

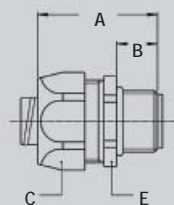
Colour: Metal.

Clamping ring, zinc plated brass, for combination with Hiprojacket.



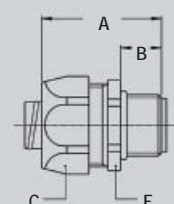
Hiprojacket type		Fitting thread size			Standard Package	Article Number	Weight (Kg/100)	
Size (mm)	Aero	Industrial	ISO	Pg				NPT
13 / 10	HJ-08	HJ-I-06	M16 x 1,5	Pg 11	1/2" NPT	10	817.512.0	0,6
16 / 13	HJ-10	HJ-I-08	M20 x 1,5	Pg 16	1/2" NPT	10	817.516.0	0,6
22 / 19	HJ-14	HJ-I-12	M25 x 1,5	Pg 21	3/4" NPT	5	817.520.0	1,0
25	HJ-16	HJ-I-16	M32 x 1,5	Pg 29	1" NPT	5	817.526.0	1,2
35 / 32	HJ-22	HJ-I-20	M40 x 1,5	Pg 36	1.1/4" NPT	2	817.535.0	2,0
38	HJ-24	HJ-I-24	M50 x 1,5	Pg 42	1.1/2" NPT	2	817.540.0	4,2
51	HJ-32	HJ-I-32	M63 x 1,5	Pg 48	2" NPT	2	817.550.0	9,0

ISO straight fitting, male, nickel plated brass (without clamping ring).



Thread	Hiprojacket type		Dimensions in mm					Standard Package	Article Number	Weight (Kg/100)
	Aero	Industrial	A	B	C	D	E			
M16 x 1,5	HJ-08	HJ-I-06	35	12	26	-	24	10	812.016.1	4,7
M20 x 1,5	HJ-10	HJ-I-08	37	13	29	-	27	10	812.020.1	5,1
M25 x 1,5	HJ-14	HJ-I-12	40	15	35	-	33	5	812.025.1	11,7
M32 x 1,5	HJ-16	HJ-I-16	46	15	45	-	43	5	812.032.1	19,7
M40 x 1,5	HJ-22	HJ-I-20	52	16	54	-	52	2	812.040.1	35,0
M50 x 1,5	HJ-24	HJ-I-24	56	18	63	-	60	2	812.050.1	42,2
M63 x 1,5	HJ-32	HJ-I-32	66	20	77	-	74	2	812.063.1	52,8

Pg straight fitting, male, nickel plated brass (without clamping ring).



Thread	Hiprojacket type		Dimensions in mm					Standard Package	Article Number	Weight (Kg/100)
	Aero	Industrial	A	B	C	D	E			
Pg 11	HJ-08	HJ-I-06	35	12	26	-	24	10	810.011.1	4,7
Pg 16	HJ-10	HJ-I-08	37	13	29	-	27	10	810.016.1	5,1
Pg 21	HJ-14	HJ-I-12	40	15	35	-	33	5	810.021.1	11,7
Pg 29	HJ-16	HJ-I-16	46	15	45	-	43	5	810.029.1	19,7
Pg 36	HJ-22	HJ-I-20	52	16	54	-	52	2	810.036.1	35,0
Pg 42	HJ-24	HJ-I-24	56	18	63	-	60	2	810.042.1	42,2
Pg 48	HJ-32	HJ-I-32	66	20	77	-	74	2	810.048.1	52,8



Hiproject® Light:
Lightweight sleeving, moderate thermal protection.

The most economic alternative for less demanding situations. This Light Grade has a thinner construction of glass fibre and silicone rubber cover, but due to the thin silicon cover offers some short term flame protection and a small temperature reduction. Resistant to hydraulic fluids, lubricating oils and fuels, Hiproject Light offers limited protection against molten splash and occasional flames. Hiproject Light is frequently used to protect cables and wires in the machine- and apparatus-building.

Temperature: -55 °C till +260 °C continuous.
 Under flame till +538 °C for approx. 20 minutes.
 Radiation heat till +538 °C for approx. 20 minutes.
 Molten metal splash till +1200 °C for 15-30 seconds.
Colour: Red.

Material & Construction:

Construction: Knitted sleeving from E-glass yarns.
Cover specifications: Iron-oxide silicon rubber. Excellent oil resistant, halogen-free, limited short term flame protection, limited temperature reduction.



Hiproject Light			Diametre		Standard carton		Small carton		Reels		Weight
Size	Size	Type	Inside	Outside	Metre	Article No.	Metre	Article No.	Metre	Article No.	(Kg/m)
(mm)	(Inch)		(mm)	(mm)		Red		Red		Red	
4	5/32"	HJ-L-02	4	6	100	355.004.5	-	-	-	-	0,01
6	1/4"	HJ-L-04	6	8	100	355.006.5	-	-	-	-	0,02
8	5/16"	HJ-L-05	8	10	100	355.008.5	-	-	-	-	0,03
10	3/8"	HJ-L-06	10	12	100	355.010.5	-	-	-	-	0,03
12	1/2"	HJ-L-08	12	14	100	355.012.5	-	-	-	-	0,04
16	5/8"	HJ-L-10	16	18	50	355.016.5	-	-	-	-	0,06
20	3/4"	HJ-L-12	20	22	50	355.020.5	-	-	-	-	0,08

ANAMET HEAT PROTECTION PRODUCTS

PROTECTION SLEEVE TYPE HIPOJACKET LIGHT

**ANAMET HEAT
PROTECTION
PRODUCTS**

**PROTECTION
TAPE TYPE
HIPROTAPE**



**Hiprotape®:
Tape from woven fiberglass yarns,
with red iron-oxide silicon rubber.**

Hiprotape provides the same heat protection as Hipro-jacket Industrial Grade, in the form of a band which can be wrapped around already installed cables, hoses and valves. Resistant to hydraulic fluids, lubricating oils and fuels, Hiprotape protects against molten splash, occasional flames, energy loss in piping and hoses; also protects employees from burns; allows "bundling" of wires, hoses and cables. Hiprotape is applicable to larger diameters pipe and allows installation in situations where it is impractical or impossible to disassemble existing cable and hose assemblies. Typically used in the glass, ceramics and steel industry, as well as in the machine- and apparatus-building.

Material & Construction:

Construction: Woven tape from E-glass yarns.

Cover specifications: Iron-oxide silicon rubber, excellent oil resistant, halogen-free, good short term flame



protection, good temperature reduction and withstands molten splash.

Temperature: -55 °C till +260 °C continuous.

Under flame till +800 °C for approx. 20 minutes.


Radiation heat till +800 °C for approx. 20 minutes.

Molten metal splash till +1640 °C for 15-30 seconds.

Colour: Red.



Hiprotape			Dimensions		Standard carton		Small carton		Reels		Weight
Size	Size	Type	Width	Thickness	Metre	Article No.	Metre	Article No.	Metre	Article No.	(Kg/m)
(mm)	(Inch)		(mm)	(mm)		Red		Red		Red	
25	1"	HT-1	25	3	30	337.025.3	15	337.025.1	-	-	0,07
51	2"	HT-2	51	3	30	337.050.3	15	337.050.1	-	-	0,18
76	3"	HT-3	76	3	30	337.076.3	15	337.076.1	-	-	0,26
102	4"	HT-4	102	3	30	337.100.3	15	337.100.1	-	-	0,40
127	5"	HT-5	127	3	30	337.127.3	15	337.127.1	-	-	0,47



Hiprotape® Light:
Tape from woven fiberglass yarns,
with thin double layer of silicon rub-
ber.

Hiprotape Light is the economical version of Hiprotape for less demanding applications. This tape can be wrapped around already installed cables, hoses and valves. Resistant to hydraulic fluids, lubricating oils and fuels, Hiprotape Light provides limited protection against molten splash and occasional flames. Typically used in machine- and apparatus-building.

Temperature: -55 °C till +260 °C continuous.
Under flame till +538 °C for approx. 20 minutes.
Radiation heat till +538 °C for approx. 20 minutes.
Molten metal splash till +1200 °C for 15-30 seconds.
Colour: Grey.

Material & Construction:

Construction: Woven tape from E-glass yarns.


Cover specifications: Silicon rubber, double-sided, excellent oil resistant, halogen-free, limited short term flame protection, limited temperature reduction, withstands small particles of molten splash.



Hiprotape Light			Dimensions		Standard carton		Small carton		Reels		Weight
Size	Size	Type	Width	Thickness	Metre	Article No.	Metre	Article No.	Metre	Article No.	(Kg/m)
(mm)	(Inch)		(mm)	(mm)		Grey		Grey		Grey	
25	1"	HT-L-1	25	1	15	337.625.1	-	-	30	337.625.3	-
51	2"	HT-L-2	51	1	15	337.650.1	-	-	30	337.650.3	-
76	3"	HT-L-3	76	1	15	337.676.1	-	-	30	337.676.3	-
102	4"	HT-L-4	102	1	15	337.699.1	-	-	30	337.699.3	-

**ANAMET HEAT
PROTECTION
PRODUCTS**

**PROTECTION
TAPE TYPE
HIPROTAPE
LIGHT**



Hiprosiltape®:
Tape from self-fusing silicone rubber.



Hiprosiltape is specially formulated to adhere to itself and is used to seal the ends of Hiprojacket and Hiprotape. Neatly applied over the transition from the Hiprojacket/Hiprotape to the surface of the hose or conduit being protected, the self-fusing tape provides a cohesive moisture resistant barrier. Conforming smoothly when wrapped around even complex shapes, the tape bonds at room temperature into a single inseparable layer after 24 hours. The product remains non-tacky to touch and is inherently flame retardant, providing a superior alternative to the standard band clamp.

Temperature: -55 °C till +260 °C continuous.
Colour: Red & black, on request also available in other colours.

Material & Construction:


Construction: Unsupported silicone rubber tape, self-fusing, ideal to seal-off.

Cover specifications: Self-fusing silicon rubber, excellent oil resistant, halogen-free, inherently flame-retardant.



Hiprosiltape			Dimensions		Standard carton		Small carton		Reels		Weight
Size	Size	Type	Width	Thickness	Metre	Article No.	Metre	Article No.	Metre	Article No.	(Kg/m)
(mm)	(Inch)		(mm)	(mm)		Red		Red		Red	
25	1"	HST-16	25	0,5	11	337.525.1	-	-	-	-	0,02
38	1.1/2"	HST-24	38	0,3	11	337.538.1	-	-	-	-	0,02

Hiprosiltape			Dimensions		Standard carton		Small carton		Reels		Weight
Size	Size	Type	Width	Thickness	Metre	Article No.	Metre	Article No.	Metre	Article No.	(Kg/m)
(mm)	(Inch)		(mm)	(mm)		Black		Black		Black	
25	1"	HSTB-16	25	0,5	11	337.425.1	-	-	-	-	0,02
38	1.1/2"	HSTB-24	38	0,3	11	337.438.1	-	-	-	-	0,02



Hiproblanket Wrap H:
Blanket from woven glass fibre yarns,
with red iron-oxide silicon rubber and
hook & loop closure.

The heatprotection of Hiproblanket in a split retro-fit form for quick installation on existing cables and hoses. Resistant to hydraulic fluids, lubricating oils and fuels, Hiproblanket Wrap protects against molten splash, occasional flames, energy loss in piping and hoses; also protects employees from burns; allows "bundling" of wires, hoses and cables. Hiproblanket Wrap is standard available up to 95 mm in diameter and allows quick installation in-situ without the need to dismantle and reconnect fittings. Also repair of existing installations can be performed with a minimum of labor and downtime. Typically used in the basic glass, ceramics and steel industry.

Material & Construction:

Construction: Remountable sleeve from woven E-glass blanket, with polyester hook & loop closure.

Cover specifications: Iron-oxide silicon rubber, excellent oil resistant, halogen-free, good short term flame protection, good temperature reduction, withstands molten splash.

Weight material: 3,26 Kg/m²

Temperature: -55 °C till +260 °C continuous.

Under flame till +800 °C for approx. 20 minutes.

Radiation heat till +800 °C for approx. 20 minutes.

Molten metal splash till +1640 °C for 15-30 seconds.

Temperature Wrap closure: +110 °C continuous. For higher temperatures additional securing with hiprosiltape is recommended.

Colour: Red.



Hiproblanket Wrap Heavy			Diametre		Random Length		Standard carton		Reels		Weight
Size	Size	Type	Inside	Outside	Metre	Article No.	Metre	Article No.	Metre	Article No.	(Kg/m)
(mm)	(Inch)		(mm)	(mm)		Red		Red		Red	
25	1"	HBW-H-16	25	32	1	336.525.0	15	336.525.1	45	336.525.6	0,41
32	1.1/4"	HBW-H-20	32	39	1	336.532.0	15	336.532.1	45	336.532.6	0,48
38	1.1/2"	HBW-H-24	38	45	1	336.538.0	15	336.538.1	45	336.538.6	0,54
44	1.3/4"	HBW-H-28	44	51	1	336.544.0	15	336.544.1	45	336.544.6	0,60
51	2"	HBW-H-32	51	58	1	336.551.0	15	336.551.1	45	336.551.6	0,66
57	2.1/4"	HBW-H-36	57	64	1	336.557.0	15	336.557.1	45	336.557.6	0,73
64	2.1/2"	HBW-H-40	64	71	1	336.564.0	15	336.564.1	45	336.564.6	0,80
70	2.3/4"	HBW-H-44	70	77	1	336.570.0	15	336.570.1	45	336.570.6	0,86
76	3"	HBW-H-48	76	83	1	336.576.0	15	336.576.1	45	336.576.6	0,93
83	3.1/4"	HBW-H-52	83	90	1	336.583.0	15	336.583.1	45	336.583.6	1,00
89	3.1/2"	HBW-H-56	89	96	1	336.589.0	15	336.589.1	45	336.589.6	1,06
95	3.3/4"	HBW-H-60	95	102	1	336.595.0	15	336.595.1	45	336.595.6	1,12

**ANAMET HEAT
PROTECTION
PRODUCTS**

**PROTECTION
BLANKET
TYPE HIPRO-
BLANKET WRAP
(HEAVY)**



Hiproblanket Wrap H-TB:
Blanket from woven glass fibre yarns,
with red iron-oxide silicon rubber,
hook & loop closure and turnbuckles.

The heatprotection of Hiproblanket in a split retro-fit form for quick installation on existing cables and hoses. Resistant to hydraulic fluids, lubricating oils and fuels, Hiproblanket Wrap with turnbuckles protects against molten splash, occasional flames, energy loss in piping and hoses; also protects employees from burns; allows "bundling" of wires, hoses and cables. Hiproblanket Wrap with turnbuckles is standard available up to 305 mm in diameter and allows quick installation in-situ without the need to dismantle and reconnect fittings. Also repair of existing installations can be performed with a minimum of labor and downtime. Typically used in the basic glass, ceramics and steel industry.

Material & Construction:

Construction: Remountable sleeve from woven E-glass blanket, with polyester hook & loop closure and with at


every 30 cm an additional nickelplated brass turnbuckle.
Cover specifications: Iron-oxide silicon rubber, excellent oil resistant, halogen-free, good short term flame protection, good temperature reduction, withstands molten splash.
Weight material: 3,26 Kg/m²
Temperature: -55 °C till +260 °C continuous.
Under flame till +800 °C for approx. 20 minutes.
Radiation heat till +800 °C for approx. 20 minutes.
Molten metal splash till +1640 °C for 15-30 seconds.
Temperature Wrap closure: +110 °C continuous. For higher temperatures additional securing with hiprosiltape is recommended.
Colour: Red.



ANAMET HEAT PROTECTION PRODUCTS

PROTECTION BLANKET TYPE HIPO-BLANKET WRAP H-TB (HEAVY WITH TURN-BUCKLES)

Hiproblanket Wrap Heavy TB			Diametre		Random Length		Standard carton		Reels		Weight
Size	Size	Type	Inside	Outside	Metre	Article No.	Metre	Article No.	Metre	Article No.	(Kg/m)
(mm)	(Inch)		(mm)	(mm)		Red		Red		Red	
102	4"	HBW-HTB-64	102	109	1	336.940.0	15	336.940.1	45	336.940.6	1,29
114	4.1/2"	HBW-HTB-72	114	121	1	336.945.0	15	336.945.1	45	336.945.6	1,41
127	5"	HBW-HTB-80	127	134	1	336.950.0	15	336.950.1	45	336.950.6	1,55
140	5.1/2"	HBW-HTB-88	140	147	1	336.955.0	15	336.955.1	45	336.955.6	1,68
152	6"	HBW-HTB-96	152	159	1	336.960.0	15	336.960.1	45	336.960.6	1,80
165	6.1/2"	HBW-HTB-104	165	172	1	336.965.0	15	336.965.1	45	336.965.6	1,93
178	7"	HBW-HTB-112	178	185	1	336.970.0	15	336.970.1	45	336.970.6	2,07
191	7.1/2"	HBW-HTB-120	191	198	1	336.975.0	15	336.975.1	45	336.975.6	2,20
203	8"	HBW-HTB-128	203	210	1	336.980.0	15	336.980.1	45	336.980.6	2,32
216	8.1/2"	HBW-HTB-136	216	223	1	336.985.0	15	336.985.1	45	336.985.6	2,45
229	9"	HBW-HTB-144	229	236	1	336.990.0	15	336.990.1	45	336.990.6	2,59
241	9.1/2"	HBW-HTB-152	241	248	1	336.991.0	15	336.991.1	45	336.991.6	2,71
254	10"	HBW-HTB-160	254	261	1	336.992.0	15	336.992.1	45	336.992.6	2,84
267	10.1/2"	HBW-HTB-168	267	274	1	336.994.0	15	336.994.1	45	336.994.6	2,98
279	11"	HBW-HTB-176	279	286	1	336.996.0	15	336.996.1	45	336.996.6	3,10
292	11.1/2"	HBW-HTB-184	292	299	1	336.998.0	15	336.998.1	45	336.998.6	3,24
305	12"	HBW-HTB-192	305	312	1	336.999.0	15	336.999.1	45	336.999.6	3,37



Hiproblanket Wrap L:
Blanket from woven glass fibre yarns,
with thin double layer of silicon rubber
and hook & loop closure.

The Hiproblanket Light in a split retro-fit form is an economical solution for quick installation on existing cables and hoses. Resistant to hydraulic fluids, lubricating oils and fuels, Hiproblanket Wrap Light provides limited protection against molten splash, occasional flames; allows "bundling" of wires, hoses and cables. Hiproblanket Wrap Light allows quick installation in-situ without the need to dismantle and reconnect fittings. Also repair of existing installations can be performed with a minimum of labor and downtime. Typically used in the basic industry.

Material & Construction:

Construction: Remountable sleeve from glass fibre yarns.
Cover specifications: Silicon rubber, double-sided, excellent oil resistant, halogen-free, limited short term flame protection, limited temperature reduction, withstands small

particles of molten splash.

Weight material: 1,1 Kg/m².

Temperature: -55 °C till +260 °C continuous.

Under flame till +538 °C for approx. 20 minutes.

Radiation heat till +538 °C for approx. 20 minutes.

Molten metal splash till +1200 °C for 15-30 seconds.

Temperature Wrap closure: +110 °C continuous. For higher temperatures additional securing with hiprosiltape is recommended.


Colour: Grey.



Hiproblanket Wrap Light			Diameter		Random Length		Standard carton		Reels		Weight
Size	Size	Type	Inside	Outside	Metre	Article No.	Metre	Article No.	Metre	Article No.	(Kg/m)
(mm)	(Inch)		(mm)	(mm)		Grey		Grey		Grey	
25	1"	HBW-L-16	25	27	1	337.725.0	15	337.725.1	-	-	-
38	1.1/2"	HBW-L-24	38	40	1	337.738.0	15	337.738.1	-	-	-
51	2"	HBW-L-32	51	53	1	337.751.0	15	337.751.1	-	-	-
64	2.1/2"	HBW-L-40	64	66	1	337.764.0	15	337.764.1	-	-	-
76	3"	HBW-L-48	76	78	1	337.776.0	15	337.776.1	-	-	-
89	3.1/2"	HBW-L-56	89	91	1	337.789.0	15	337.789.1	-	-	-
102	4"	HBW-L-64	102	104	1	337.799.0	15	337.799.1	-	-	-

**ANAMET HEAT
PROTECTION
PRODUCTS**

**PROTECTION
BLANKET
TYPE HIPRO-
BLANKET WRAP
(LIGHT)**



Thermojacket S: Braided sleeving from E-glass, with an acrylic saturant coating.

The braided glass fibre sleeving is coated with an acrylic saturant coating, which adds rigidity and abrasive strength to the product and reduces the likelihood of endfray. Thanks to this rigidity the Thermojacket S is easy to apply over long lengths of hose or cable and the large braid angle allows for significant expansion of the sleeve if necessary (for instance with in-line couplings or bigger cable-splices). The material resists most acids and alkalis; is unaffected by most bleaches and solvents. In the field of cable protection, a complete program of Thermojacket fittings is available for easy installation. Thermojacket S doesnot withstand molten splash like Hiprojacket does, but offers good heatprotection at higher continuous temperatures than are possible for Hiprojacket. Applications include thermal insulation and protecting of cables and hoses in the glass, ceramics and steel industry as well as in the apparatus- and machine-building industry.



Material & Construction:

Construction: Braided E-glass sleeving, with acrylic saturant coating; high continuous temperature, halogen-free, good thermal insulation, abrasion resistant, no end-fray, easy installation for long lengths.

Temperature: -55 °C till +538 °C continuous.

Colour: Gold.



Thermojacket S			Diametre		Standard carton		Small carton		Reels		Weight
Size	Size	Type	Inside	Outside	Metre	Article No.	Metre	Article No.	Metre	Article No.	(Kg/m)
(#)	(Inch)		(mm)	(mm)		Gold		Gold		Gold	
4	1/4"	TJ-04	5 - 10	7 - 12	30	336.604.3	15	336.604.1	180	336.604.8	0,02
6	3/8"	TJ-06	8 - 15	10 - 17	30	336.606.3	15	336.606.1	120	336.606.8	0,04
10	5/8"	TJ-10	12 - 30	14 - 32	30	336.610.3	15	336.610.1	75	336.610.8	0,08
14	7/8"	TJ-14	20 - 50	22 - 52	30	336.614.3	15	336.614.1	60	336.614.8	0,15
22	1.3/8"	TJ-22	30 - 65	32 - 67	30	336.622.3	15	336.622.1	45	336.622.8	0,20
44	2.3/4"	TJ-44	50 - 125	52 - 127	30	336.644.3	15	336.644.1	-	-	0,30

Special remarks:

Thermojacket S is a woven sleeve and for this reason very flexible. Due to its flexibility it can be expanded, so different sizes can be covered with one and the same type of Thermojacket S.

Please notice that when the sleeve is expanded, more meters are necessary to cover the same length, as indicated in the table below.

TJ-04 on 6 mm core: 1,00 metre TJ is needed to cover 1,00 metre core.
 TJ-06 on 10 mm core: 1,00 metre TJ is needed to cover 1,00 metre core.
 TJ-06 on 13 mm core: 1,25 metre TJ is needed to cover 1,00 metre core.
 TJ-10 on 16 mm core: 1,00 metre TJ is needed to cover 1,00 metre core.
 TJ-10 on 19 mm core: 1,15 metre TJ is needed to cover 1,00 metre core.
 TJ-14 on 25 mm core: 1,02 metre TJ is needed to cover 1,00 metre core.
 TJ-14 on 32 mm core: 1,08 metre TJ is needed to cover 1,00 metre core.
 TJ-22 on 38 mm core: 1,06 metre TJ is needed to cover 1,00 metre core.
 TJ-22 on 52 mm core: 1,17 metre TJ is needed to cover 1,00 metre core.
 TJ-44 on 76 mm core: 1,16 metre TJ is needed to cover 1,00 metre core.
 TJ-44 on 102 mm core: 1,51 metre TJ is needed to cover 1,00 metre core.

The fittings for Thermojacket S are outlined
on page 10-16.





Anaconda nickel plated brass fittings for Anamet Thermo Jacket S.

To fit the Thermo Jacket S you can use the standard Anaconda fittings (which are being used for Sealtite), if you replace their standard polyamide clamping rings with the special metal clamping rings mentioned here under. The fittings are also available in 45° - 90° and in stainless steel (see also chapter 4 and 6).

Material & Construction:

Construction: Nickel plated brass fitting, consisting of 4 parts (counter nut, clamping ring, ferrule and body).

Material: Counter nut, body, clamping ring and ferrule are nickel plated brass with exception of size 3/8" till 1" where the ferrule is from galvanised steel. Inserts are made from PA6 (red for ISO metric, blue for Pg and white for NPT).

Temperature: -45 °C till +105 °C continuous (cable-hose-fittings till +300 °C on request).

Protection class: IP 40.

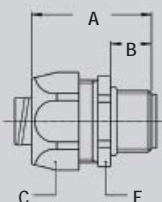
Colour: Metal.

Clamping ring, nickel plated brass, for combination with Thermo Jacket S.



Thermo Jacket S		Min. Internal Bore (mm)	Fitting thread size			Standard Package	Article Number	Weight (Kg/100)
Size (#)	Typ		ISO	Pg	NPT			
6	TJ-06	-	M16 x 1,5	Pg 11	1/2" NPT	50	817.612.0*	0,6
10	TJ-10	-	M20 x 1,5	Pg 16	1/2" NPT	50	817.616.0	0,6
10	TJ-10	-	M25 x 1,5	Pg 21	3/4" NPT	25	817.620.0	1,0
14	TJ-14	-	M32 x 1,5	Pg 29	1" NPT	10	817.626.0	1,2
14	TJ-14	-	M40 x 1,5	Pg 36	1.1/4" NPT	5	817.635.0*	2,0
22	TJ-22	-	M50 x 1,5	Pg 42	1.1/2" NPT	5	817.640.0*	4,2
22	TJ-22	-	M63 x 1,5	Pg 48	2" NPT	4	817.650.0*	9,0

ISO straight fitting, male, nickel plated brass (without clamping ring).




Thread ISO	Thermo Jacket Size (#)	Min. Internal Bore (mm)	Dimensions in mm					Standard Package	Article Number	Weight (Kg/100)
A	B	C	D	E						
M16 x 1,5	6	10,2	35	12	26	-	24	50	812.016.1	4,7
M20 x 1,5	10	13,9	37	13	29	-	27	50	812.020.1	5,1
M25 x 1,5	10	18,5	40	15	35	-	33	25	812.025.1	11,7
M32 x 1,5	14	23,8	46	15	45	-	43	10	812.032.1	19,7
M40 x 1,5	14	31,8	52	16	54	-	52	5	812.040.1	35,0
M50 x 1,5	22	36,8	56	18	63	-	60	5	812.050.1	42,2
M63 x 1,5	22	47,8	66	20	77	-	74	4	812.063.1	52,8

* Please note that for the marked sizes a double layer of teflon tape or Hiprosiltape is recommended around the ferrule. This to guarantee the right pull-out strength.

ANAMET HEAT PROTECTION PRODUCTS

FITTINGS FOR THERMO- JACKET S IP 40



Thermojacket L:
Braided sleeving from type E-glass,
non-treated.



The most economic solution for less demanding situations. Compared to the standard Thermo Jacket, this Grade L is not heat treated, which makes it limited abrasion resistant. The material resists most acids and alkalis; is unaffected by most bleaches and solvents. Thermo Jacket Grade L is especially used in static applications with moderate heat radiation, and where limited thermal insulation of cables and hoses is needed. Typical field of application is in the apparatus- and machine-building industry (for example on motors, heaters, ovens, etc.).

Material & Construction:

Construction: Braided E-glass sleeving; high continuous temperature, halogen-free, moderate thermal insulation, soft-flexible, light weight.

Temperature: -55 °C till +538 °C continuous.

Colour: White.



Thermojacket L			Diameter		Standard carton		Small carton		Reels		Weight (Kg/m)
Size (#)	Size (Inch)	Type	Inside (mm)	Outside (mm)	Metre	Article No. White	Metre	Article No. White	Metre	Article No. White	
2	5/32"	TJ-L-02	4	5	500	357.102.8	-	-	-	-	0,01
4	1/4"	TJ-L-04	6	7	300	357.104.8	-	-	-	-	0,01
5	5/16"	TJ-L-05	8	9	300	357.105.8	-	-	-	-	0,02
6	3/8"	TJ-L-06	10	11	300	357.106.8	-	-	-	-	0,02
8	1/2"	TJ-L-08	12	13	200	357.108.8	-	-	-	-	0,02
10	5/8"	TJ-L-10	16	17	200	357.110.8	-	-	-	-	0,04
12	3/4"	TJ-L-12	20	21	100	357.112.8	-	-	-	-	0,06
16	1"	TJ-L-16	25	26	100	357.116.8	-	-	-	-	0,08
18	1.1/8"	TJ-L-18	30	31	100	357.118.8	-	-	-	-	0,10
22	1.3/8"	TJ-L-22	35	36	50	357.122.8	-	-	-	-	0,12



Hiproblanket Light:
Blanket from woven glass fibre yarns,
with thin double layer of silicon rub-
ber.

A woven blanket of glass fibre, backed on both sides, with an excellent oil resistant silicone rubber cover, provides an effective method to shield employees and equipment from limited heat radiation and small particles of molten splash. Supplied as a blanket from 1,5 meter wide by up to 45 meter long, Hiproblanket Light can be figured to provide protection for almost any shape. Especially used where low weight is required. Hiproblanket Light covers are able to shield hydraulic hoses and piping. Typically used in general industrial applications.



Material & Construction:

Construction: Woven blanket from E-glass yarns.

Cover specifications: Silicon rubber, double-sided, excellent oil resistant, halogen-free, limited short term flame protection, limited temperature reduction, withstands small particles of molten splash.

Weight material: 0,85 or 1,1 Kg/m²

Temperature: -55 °C till +260 °C continuous.

Under flame till +538 °C for approx. 20 minutes.

Radiation heat till +538 °C for approx. 20 minutes.

Molten metal splash till +1200 °C for 15-30 seconds.

Colour: Grey.



Hiproblanket Light			Dimensions		Random length		Small carton		Reels		Weight
Size	Size	Type	Width	Thickness	Metre	Article No.	Metre	Article No.	Metre	Article No.	(Kg/m ²)
(mm)	(Inch)		(mm)	(mm)		Grey		Grey		Grey	
1524	60"	HB-L-1100-D	1524	1	1	336.420.0	15	336.420.1	45	336.420.5	1,10

**ANAMET HEAT
 PROTECTION
 PRODUCTS**

**PROTECTION
 BLANKET
 TYPE HIPRO-
 BLANKET LIGHT**


**ANAMET HEAT
PROTECTION
PRODUCTS**

**PROTECTION
BLANKET
TYPE HIPRO-
BLANKET
MEDIUM**



**Hiproblanket Medium:
Blanket from woven glass fibre yarns,
with thick layer of red iron-oxide sili-
con rubber.**

A woven blanket of glass fibre, backed with an excellent oil resistant silicone rubber cover, provides an effective method to shield employees and equipment from intense heat radiation and the hazards of molten splash. Supplied as a blanket from 1 meter wide by up to 50 meter long, Hiproblanket Medium can be figured to provide protection for almost any shape. Joined to curtains, by sewing with glass fibre yarn or by connecting with stainless steel turn-buckles, Hiproblanket Medium covers are able to shield furnace control panels, cable ladders and fettling plants. Typically used in the basic glass, ceramics and steel industry.




Material & Construction:

Construction: Woven blanket from E-glass yarns.
Cover specifications: Iron-oxide silicon rubber. Excellent oil resistant, halogen-free, good short term flame protection, good temperature reduction, withstands molten splash.
Weight material: 2,00 Kg/m²
Temperature: -55 °C till +260 °C continuous.
 Under flame till +800 °C for approx. 20 minutes.
 Radiation heat till +800 °C for approx. 20 minutes.
 Molten metal splash till +1640 °C for 15-30 seconds.
Colour: Red.



Hiproblanket Medium			Dimensions		Random length		Small carton		Reels		Weight
Size	Size	Type	Width	Thickness	Metre	Article No.	Metre	Article No.	Metre	Article No.	(Kg/m ²)
(mm)	(Inch)		(mm)	(mm)		Red		Red		Red	
1000	40"	HB-M-2000-S	1000	1,6	1	336.340.0	25	336.340.1	50	336.340.5	2,00



Hiproblanket Heavy:
Blanket from woven glass fibre yarns,
with thick layer of red iron-oxide silicon
rubber.

Hiproblanket Heavy offers a better insulation than Hiproblanket medium having a thicker glass fibre layer. Hiproblanket Heavy represents the best solution in term of quality between the Anamet high temperature protection sheets. Hiproblanket Heavy provides an effective method to shield employees and equipment from intense heat radiation and the hazards of molten splash. Supplied as a blanket from 1 meter wide by up to 45 meter long, Hiproblanket Heavy can be figured to provide protection for almost any shape. Joined to curtains, by sewing with glass fibre yarn or by connecting with stainless steel turn-buckles, Hiproblanket Heavy covers are able to shield furnace control panels, cable ladders and fettling plants. Typically used in the basic glass, ceramics and steel industry. On demand also available made from silica with a red iron oxide silicone cover.

Material & Construction:

- Construction:** Woven blanket from E-glass yarns.
- Cover specifications:** Iron-oxide silicon rubber. Excellent oil resistant, halogen-free, good short term flame protection, good temperature reduction, withstands molten splash.
- Weight material:** 3,26 Kg/m²
- Temperature:** -55 °C till +260 °C continuous.
Under flame till +800 °C for approx. 20 minutes.
Radiation heat till +800 °C for approx. 20 minutes.
Molten metal splash till +1640 °C for 15-30 seconds.
- Colour:** Red.




Hiproblanket Heavy			Dimensions		Random length		Small carton		Reels		Weight
Size	Size	Type	Width	Thickness	Metre	Article No.	Metre	Article No.	Metre	Article No.	(Kg/m ²)
(mm)	(Inch)		(mm)	(mm)		Red		Red		Red	
1016	40"	HB-1	1016	3	1	336.440.0	15	336.440.1	45	336.440.5	3,26

**ANAMET HEAT
PROTECTION
PRODUCTS**

**PROTECTION
BLANKET
TYPE HIPRO-
BLANKET HEAVY**

**ANAMET HEAT
PROTECTION
PRODUCTS**

**PROTECTION
BLANKET
TYPE
SILICA-
BLANKET**



**Silicablanket:
Blanket from woven silica yarns.**

A woven blanket of silica fibre provides an effective method to shield employees and equipment from intense heat radiation. Supplied as a blanket from 0,9 metre wide by up to 50 meter long, Silicablanket can be figured to provide protection for almost any shape. The material resists most acids and alkalis; is unaffected by most bleaches and solvents. Silicablanket doesnot withstand molten splash like Hiproblanket does, but offers good heatprotection at higher continuous temperatures than are possible for Hiproblanket or Thermoblanket. Applications include thermal insulation and protection of all kinds of large surfaces and irregular shapes, in the glass, ceramics and steel industry as well as in the apparatus- and machine-building industry.

Material & Construction:

Construction: Woven blanket from amorpheus silica yarns. High continuous temperature, halogen-free, good thermal insulation.

Weight material: 1,10 or 0,60 Kg/m2.

Temperature: -55 °C till +1090 °C continuous.

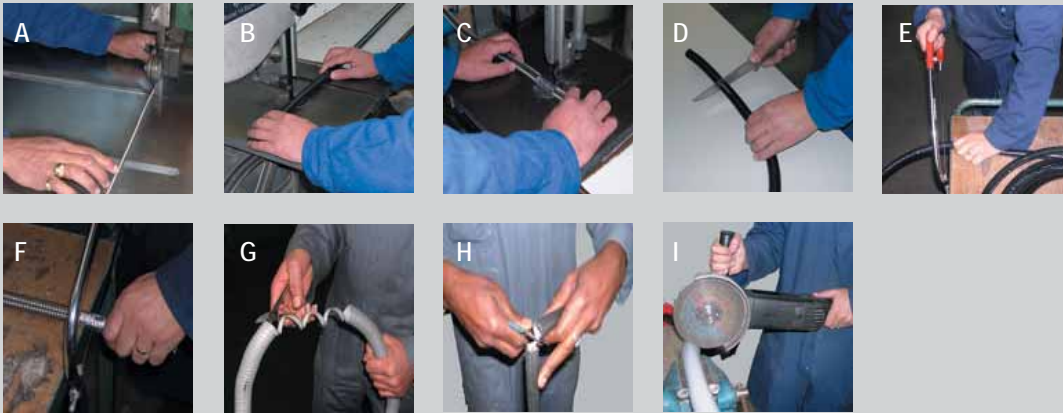
Colour: Gold.



Silicablanket			Dimensions		Random length		Small carton		Reels		Weight
Size	Size	Type	Width	Thickness	Metre	Article No.	Metre	Article No.	Metre	Article No.	(Kg/m2)
(mm)	(Inch)		(mm)	(mm)		Gold		Gold		Gold	
920	35"	SB-600	920	0,7	1	347.430.0	-	-	50	347.430.5	0,60
950	38"	SB-1100	950	1,4	1	347.420.0	-	-	50	347.420.5	1,10

ANACONDA CONDUIT EASY TO INSTALL

With a large diversity of applications, usage and installation, there is a variety of possibilities for cutting, sawing of conduit. In this overview we will try to mention the most important.



Sawing in a production environment

The easiest way to cut Anaconda conduit in a production environment is with a band saw. By using a 4 - 5 mm wide, 0,6 - 0,8 mm thick band.

Metal conduit "without cover" are easy to cut with a high speed band saw with 24 teeth per inch band (Fig. A).

Conduit "with cover" will need a band with about ca. 20 teeth per inch at a medium speed (Fig. B). All safety precautions should be taken care of.

For braided conduit, we advise to put a band of masking tape over the conduit before cutting, at the site of the cut, this also makes fittings easier to install (Fig. C).

For full-plastic conduits the same procedure can be used, cutting with a craft knife is also an option (Fig. D).

At larger sizes, from 1.1/2", the usage of a cutting-flex is an option (Fig. I).

Sawing in a non-production environment

The easiest way to cut Anaconda conduit with or without a cover, in a non-production environment is with a hacksaw (Fig. E).

Another often used method is to break the conduit (only possible with square-locked profile) and cut it with tin snips or steel shears (Fig. G and H).

For conduit "with cover", we advise to cut the cover first with a knife before breaking the conduit.

For braided conduit, we advise to put a band of masking tape over the conduit before cutting, at the site of the cut, this also makes fittings easier to install (Fig. F).

For full-plastic conduits the same procedure can be used, cutting with a craft knife is also an option.

At larger sizes, from 1.1/2", the usage of a cutting-flex is an option (Fig. I).

CONDUIT INFORMATION

INSTALLATION INSTRUCTION ANACONDA FITTINGS



For all types SEALTITE conduits (except CNP)

The Anaconda fittings are easy to install.

Place the counter nut (part A) with the thread to the front over the conduit, place the plastic clamping ring (part B) over the conduit, turn the ferrule (part C) in the conduit (hand-tight), place the body (part D) and screw the counter nut hand-tight. Afterwards with a wrench 1 or 2 turns and the fitting is installed IP 67 liquid-tight.

INSTALLATION INSTRUCTION ANAMET FITTINGS



For all types SEALTITE conduits (except CNP and NMUA / NMSF)

The Anamet fittings are easy to install.

Place the counter nut (part A) with the thread to the front over the conduit, turn the ferrule (part B) in the conduit (hand-tight), place the body (part C) and screw the counter nut hand-tight. Afterwards with a wrench 1 or 2 turns and the fitting is installed IP 67 liquid-tight.

INSTALLATION INSTRUCTION FITTINGS FOR CNP



Zinc plated steel CNP fittings

The zinc plated Anamet fittings are easy to install. Place the counter nut (part A) with integrated sleeve (part B) and the thread to the front over the conduit, turn the ferrule (part C) in the conduit (hand-tight), place the body (part D) and screw the counter nut hand-tight. Afterwards with a wrench 1 or 2 turns and the fitting is installed IP 67 liquid-tight.

Stainless steel CNP fittings

The stainless steel Anaconda fittings are easy to install. Place the counter nut (part A) with the conduit ring (part B) and the thread to the front over the conduit, turn the ferrule (part C) in the conduit (hand-tight), place the body (part D) and screw the counter nut hand-tight. Afterwards with a wrench 1 or 2 turns and the fitting is installed IP 67 liquid-tight.



















ANACONDA fittings, the UNIVERSAL solution

Anaconda fittings: Universal & corrosion resistant

For the development of the Anaconda fittings a solution was sought to match all types of conduit in our program. For this reason we have decided to develop a 4 piece fitting. The construction is fully adapted to the Anaconda Sealite conduit and guarantees an IP 67 watertight connection. In case of the cable-hose-fitting even an IP 68 can be obtained. The robust construction meets all the high UL / CSA demands. The usage of nickel plated brass guarantees a high corrosion resistance. The Anaconda fittings are available in a complete program; ISO metric Pg and NPT in straight, 45° and 90° male execution. In order to have a unified usage of the Anaconda fittings small adjustments through connection sets are necessary. Below an overview of the various conduits and their solution.

ANACONDA FITTINGS: nickel plated brass

The counter nut and body are nickel plated brass, all other parts are listed below.

Conduit	Partnumber	Method of delivery	Material		Approvals	Protection
Type	Last digit		Clamping ring	Ferrule		Class
 Multiflex SL / SLI	.6	Standard fitting (.0 or .1) including connection set (separately packed).	Nickel plated brass	Nickel plated brass		IP 40
 Multiflex SLB	.0 or .1	Standard fitting (.0 or .1) Clamping ring must be ordered additionally.	Galvanised steel	Galvanised steel / nickel plated brass		IP 40
 Multiflex UI / UIG	.7	Standard fitting (.0 or .1) including connection set (separately packed).	Nickel plated brass	Nickel plated brass		IP 40
 Multitite FCD/FCE	.4 or .5	Standard fitting (.0 or .1) including connection set (separately packed).	NBR rubber	Nickel plated brass		IP 68 *
 SEALTITE all (except CNP)	.0 or .1	Standard fitting (.0 or .1)	PA6	Galvanised steel / nickel plated brass	  	IP 67 *
 SEALTITE NMUA	.0 or .1	Standard fitting (.0 or .1)	PA6	Galvanised steel / nickel plated brass		IP 67 *
 Hiprojacket	.1	Standard fitting (.1) Clamping ring must be ordered additionally.	Zinc plated brass	Galvanised steel / nickel plated brass		IP 54
 Thermojacket "S"	.1	Standard fitting (.1) Clamping ring must be ordered additionally.	Nickel plated brass	Galvanised steel / nickel plated brass		IP 40

Note:

All Anaconda fittings are IP67 on the Sealite conduit with exception of their swivel versions (IP65 or IP66). They are also IP 67 on the switchbox, with exception of the swivels (IP65 or IP66) and the cable-hose-fittings (IP 68).

Special remark:

Above outlined is not applicable for ATEX fittings. In case of ATEX fittings the connection always must be ordered additionally.

**NICKEL
PLATED BRASS
FITTING
INFORMATION**



ANACONDA stainless steel fittings, the UNIVERSAL solution

Anaconda stainless steel fittings: Universal & extra corrosion resistant

For the development of the Anaconda stainless steel fittings a solution was sought to match all types of conduit in our program. For this reason we have decided to develop a 4 piece fitting. The construction is fully adapted to the Anaconda Sealtite conduit and guarantees an IP 67 watertight connection. In case of the cable hose fitting even an IP 68 can be obtained. The robust construction meets all the high UL / CSA demands. The usage of stainless steel guarantees a superior corrosion resistance. The Anaconda stainless steel fittings are available in a complete program; ISO metric Pg and NPT in straight, 45° and 90° male execution. In order to have a unified usage of the Anaconda fittings small adjustments through connection sets are necessary. Below an overview of the various conduits and their solution.

ANACONDA FITTINGS: stainless steel (AISI-303 and AISI-316)

The counter nut and body are stainless steel (AISI-303 or AISI 316), other parts are listed below.

Conduit	Partnumber	Method of delivery	Material		Approvals	Protection
Type	Last digit		clamping ring	Ferrule		Class
 Multiflex SLI	.9	Standard fitting (.9) Connection set must be ordered additionally.	Nickel plated brass	Nickel plated brass		IP 40
 Multiflex SLB	.9	Standard fitting (.9) Clamping ring must be ordered additionally.	Galvanised steel	Nickel plated brass		IP 40
 Multiflex UI	.8	Standard fitting (.9) including connection set (separately packed).	Nickel plated brass	Nickel plated brass		IP 40
 Multitite FCD/FCE	.9	Standard fitting (.9) Connection set must be ordered additionally.	NBR rubber	Nickel plated brass		IP 68 *
 SEALTITE all (except CNP)	.9	Standard fitting (.9)	PA6	Nickel plated brass	  	IP 67 *
 SEALTITE NMUA	.9	Standard fitting (.9)	PA6	Nickel plated brass		IP 67 *
 Hiprojacket	.9	Standard fitting (.9) Clamping ring must be ordered additionally.	Zinc plated brass	Nickel plated brass		IP 54
 Thermojacket "S"	.9	Standard fitting (.9) Clamping ring must be ordered additionally.	Nickel plated brass	Nickel plated brass		IP 40

Note:

All Anaconda fittings are IP67 on the Sealtite conduit. They are also IP67 on the switchbox, with exception of the cable-hose-fittings (IP 68).

Special remark:

Above outlined is not applicable for ATEX fittings. In case of ATEX fittings the connection always must be ordered additionally.

STAINLESS
STEEL
FITTING
INFORMATION

CHEMICAL RESISTANCE FOR ALL TYPES SEALTITE CONDUITS

With PVC based cover (except Sealtite types HCX, HFX, ZHLS, ZHUA, HCXI, HFI, FGZ, and CW).

Legend:

- 1= Excellent.
- 2= Good.
- 3= Fair.
- 4= Poor.

The listed chemicals have been tested with results noted below. It is recommended that samples of conduit should be tested under actual conditions wherever possible, since results may differ from test conditions.

Acetate Solvents	4	Creosote	4	Methyl Acetate	4
Acetic Acid 10%	2	Cresol	3	Methyl Alcohol	3
Acetic Acid (Glacial)	3	Cresylic Acid	4	Methyl Bromide	4
Acetone	4	Cyclohexane	2	Methylene Chloride	4
Acrylonitrile	1	DDT Weed Killer	1	Methyl Ethyl Ketone	4
Alcohols (Aliphatic)	3	Dibutyl Phthalate	4	Mineral Oil	1
Aluminum Chloride	1	Diesel Oils	3	Monochlorobenzene	4
Aluminum Sulfate (Alums)	1	Diethylene Glycol	2	Muriatic Acid (see Hydrochloric Acid)	3
Ammonia (Anhydrous Liquids)	4	Diethyl Ether	1	Naphta	1
Ammonia (Aqueous)	1	Di-isodecyl Phthalate	4	Naphthalene	4
Ammoniated Latex	1	Diocetyl Phthalate	4	Nitric Acid 10%	1
Ammonium Chloride	1	Dow General Weed Killer (Phenol)	4	Nitric Acid 35%	1
Ammonium Hydroxide	1	Dow General Weed Killer (H2O)	2	Nitric Acid 70%	4
Amyl Acetate	4	Ethyl Alcohol	3	Oleum	4
Aniline Oils	4	Ethylene Dichloride	4	Oxalic Acid	1
Aromatic Hydrocarbons	4	Ethylene Glycol	2	Pentachlorophenol in Oil	2
Asphalt	4	Ferric Chloride	1	Pentane	3
ASTM Fuel A	3	Ferric Sulfate	1	Perchloroethylene	4
ASTM Fuel B	4	Ferrous Chloride	1	Petroleum Ether	3
ASTM #1 Oil	2	Ferrous Sulfate	1	Phenol	2
ASTM #3 Oil	3	Formaldehyde	4	Phosphoric Acid 85%	1
Barium Chloride	1	Fuel Oil	2	Pitch	2
Barium Sulfide	1	Furfural	3	Potassium Hydroxide	1
Barium Hydroxide	1	Gallic Acid	1	Propyl Alcohol	2
Benzene (Benzol)	4	Gasoline (Hi Test)	3	Ritchfield "A" Weed Killer	3
Benzine (Petroleum Ether)	3	Glycerine	1	Sea Water	1
Black Liquor	1	Grease	1	Sodium Hydroxide 10%	1
Bordeaux Mixture	1	Green Sulfate Liquor	1	Sodium Hydroxide	1
Boric Acid	1	Heptachlor in Petroleum Solvents	1	Soybean Oil	3
Butyl Acetate	4	Heptane	3	Sodium Cyanide	1
Butyl Alcohol	2	Hexane	3	Stoddard Solvent	4
Calcium Hydroxide	1	Hydrobromic Acid	1	Styrene	4
Calcium Hypochlorite	1	Hydrochloric Acid 10%	1	Sulfur Dioxide (liquid)	4
Carbolic Acid (Phenol)	2	Hydrochloric Acid 40%	3	Sulfuric Acid 50%	1
Carbon Dioxide	1	Hydrofluoric Acid 70%	4	Sulfuric Acid 98%	4
Carbon Disulfide	4	Hydrofluorobonic Acid	1	Sulfurous Acid	2
Carbon Disulfide	4	Hydrofluorosilicic Acid	1	Tall Oil	4
Carbon Tetrachloride	4	Hydrogen Peroxide 10%	1	Tannic Acid	1
Carbonic Acid	1	Iso-octane	3	Toluene	4
Casein	1	Isopropyl Acetate	4	Trichlorethylene	4
Caustic Soda	1	Isopropyl Alcohol	2	Triethanol Amine	3
Chlorine Gas (wet)	4	Jet Fuels (JP-3,4, and 5)	3	Tricresyl Phosphate (Skydrol)	4
Chlorine Gas (dry)	4	Kerosene	3	Turpentine	3
Chlorine (water solution)	3	Ketones	4	Vinegar	1
Chlorobenzene	4	Linseed Oil	1	Vinyl Chloride	4
Chlorinated Hydrocarbons	4	Lubricating Oils	1	Water	1
Chromic Acid 10%	2	Magnesium Chloride	1	White Liquor	1
Citric Acid	1	Magnesium Hydroxide	1	Xylene	4
Coal Tar	4	Magnesium Sulfate	1	Zinc Chloride	1
Coconut Oil	3	Malathion 50 in Aromatics	4	Zinc Sulfate	1
Corn Oil	1	Malic Acid	1		
Cottonseed Oil	3				

CHEMICAL RESISTANCE

Polyurethane Cover of Anaconda Sealtite® type HFX, HFI and ZHUA

Legend:

- ++ Resistant, little change in volume 0 - 3 %
- + Nearly resistant, change in volume 4 - 15 %
- Limited resistant, change in volume 16 - 30 %
- Unresistant, change in volume > 30 %
- 0 Dissolving

Acetic acid 10 %	--	Ethanol 10 %	++	Potassium nitrate	+
Acetic acid 3 %	+	Ethanol 100 %	+	Potassium permanganate 5 %	-
Acetone	--	Ethers	-	Propane	+
Aluminium chloride 10 %	++	Ethyl acetate	--	Pyridine	0
Ammonia 100 %	--	Ethylene glycol	++	Soda lye 3 % (=caustic soda solution)	+
Ammonia 3 %	+	Fluorohydrocarbons Frigen 12	-		
Ammonium chloride 3 %	++	Fluorohydrocarbons Frigen 22	-	Sodium chloride 10 %	++
Aniline	--	Formic acid 10 %	--	Sodium hypochloride pH 13	++
ASTM-fuel A	++	Formic acid 3 %	+	Sodium sulfite 3 %	++
ASTM-fuel B	-	Glycerol	++	Sulfuric acid 25 %	--
ASTM-fuel C	-	Hydrochloric acid 3 %	-	Sulfuric acid 3 %	-
ASTM-oil 1	++	Hydrochloric acid 10 %	--	Tetrachloroethylene	-
ASTM-oil 2	++	Hydrogen peroxide 3 %	++	Tetrachloromethane	-
ASTM-oil 3	++	Iron-III-chloride 10 %	+	Tetrahydrofuran	0
Benzene	--	Isooctane = fuel 1 (DIN53 521)	++	Toluene	--
Benzyl alkohol	0			Transmission oil SAE 90	++
Brake fluid ATE	--	70 isooctane: 30 toluene = fuel 2 (DIN53 521)	-	Trichloroethylene	--
Brake fluid ATS	--			Washing lyes pH 13 (sodium hypochlorite)	++
Butane gas	+	50 isooctane: 50 toluene = fuel 3 (DIN53 521)	-	Water techn., sea water	++
Butanol	-			Water, distilled	++
2-butanone	--	Isopropanol	+	Xylenes	--
Butyl acetate	--	Kerosene	++		
Calcium chloride 10 %	++	Lactic acid 10 %	--		
Carbon disulfide	-	Lactic acid 3 %	+		
Chlorobenzene	--	Lubricating greases	++		
Chloromethanes	--	Magnesium chloride 10% & 30%	++		
Chromium oxides 17 %	--	Methane	+		
Citric acid 3 %	+	Methanol	+		
Cyclohexane	+	Methyl acetate	--		
Cyclohexanone	--	Mineral oil see ASTM Oil			
Dekalin	-	Nitric acid 18 %	0		
Dichloroethanes	+	N-methyl-2-pyrrolidone	0		
Diesel oil	++	Oil of turpentine	+		
Dimethylacetamide	0	Ozone	++		
Dimethylformamide	0	Paraffin	+		

Remark: Chemical resistance chart is based on a medium temperature of +23°C.

The resistance of polymeric materials to chemicals is dependent on species, induction period, temperature, quantity and concentration of the media. As we are not able to control the user's operating conditions, we cannot give guarantees.

CHEMICAL RESISTANCE TABLE

CHEMICAL RESISTANCE

Applies to all Ana-Quick Profi

Legend:

- + = Resistant.
- 0 = Conditionally resistant.
- = Not resistant.

The listed chemicals have been tested with results noted below. It is recommended that samples of conduit should be tested under actual conditions wherever possible, since results may differ from test conditions.

Reagent	Concentration	at Temp.	Polyamide	Polyamide	Polyamide	Thermoplastic	Polypropylene
	%	+ °C	PA 6	PA 66	PA 12	Polyurethane	PP
Acetaldehyde	40	20	0	0	+		+
Acetic acid	100	20					+
Acetone	100	20	+	+	+	-	+
Acrylic acid	100	> 30	-	-	-		
Allyl alcohol	96	20	0	0	+		+
Alum, hydrous	dilute	40					+
Aluminium chloride, hydrous	dilute	40					+
Aluminium sulphate, hydrous	dilute	40					+
Ammonia solution, hydrous	saturated	20	20% +	20% +	20% +		+
Ammonium chloride, hydrous	saturated	60				3% 0	+
Ammonium nitrate, hydrous	dilute	40					+
Ammonium sulphate, hydrous	dilute	40					+
Aniline hydrochloride, hydrous	saturated	20					+
Aniline, pure	100	20	0	0	0		+
Benzaldehyde, hydrous	saturated	20	pure 0	pure 0	pure 0		+
Benzine	100	20	+	+	+		0
Benzoic acid, hydrous	any	40	20% 0	20% 0			+
Benzole	100	20	+	+	+		0
Bleaching liquor	12,5 Cl	20	-	-	0	3% -	+
Borax, hydrous	dilute	40					+
Boric acid, hydrous	dilute	40	0	0	0	3% 0	+
Bromine, liquid	100	20	-	-	-		-
Butanediol, hydrous	to 10	20	pure +	pure +			+
Butanol	to 100	20					+
Butylacetate	100	20	+	+	+		0
Calcium chloride, hydrous	saturated	40	+	+	+		+
Carbon bisulphide	100	20	+	+	+		+
Carbon dioxide	100	60	+	+	+		
Carbon dioxide, dry	100	60					+
Carbon tetrachloride	100	20	+	+	+		-
Caustic potash solution, hydrous	50	20	+	+	+		+
Caustic soda lye, hydrous	10	20	+	+	+	3% 0	+
Chlorine	any	20	-	-	-		-
Chrome alum, hydrous	dilute	40					+
Citric Acid	to 10	40	20% +	20% +	20% +	3% 0	+
Cooling liquids DIN 53521		120	0	0			
Copper monochloride, hydrous	saturated	20					+
Copper sulphate, hydrous	saturated	60					+
Cresol, hydrous	to 90	20	pure -	pure -			+
Cyclohexanol	-	20	+	+	+		+
Diesel fuel		85	+	+	+	20°C +	20°C +
Drilling oil			+	+	+		
Ethanoic acid	10	20	0	0	+	3% 0	+
Ethyl alcohol, hydrous	10	20	40 Vol.%+	40 Vol.%+	40 Vol.%+		+
Ethyl dichloride	100	20					0
Ethyl ether	100	20					0

The resistance of polymeric materials to chemicals is dependent on species, induction period, temperature, quantity and concentration of the media. As we are not able to control the user's operating conditions, we cannot guarantee anything.

Source Plastic Table, B. Carlowitz, Carl Hanser Verlag, and others.

CHEMICAL RESISTANCE

Applies to all Ana-Quick Profi

Legend:

- + = Resistant.
- 0 = Conditionally resistant.
- = Not resistant.

The listed chemicals have been tested with results noted below. It is recommended that samples of conduit should be tested under actual conditions wherever possible, since results may differ from test conditions.

Reagent	Concentration	at Temp.	Polyamide	Polyamide	Polyamide	Thermoplastic	Polypropylene
	%	+°C				Polyurethane	
			PA 6	PA 66	PA 12	PU	PP
Ethylene oxide, liquid	100	20					0
Ferric cyanide, hydrous	saturated	60					+
Ferrous chloride, hydrous, indiff.	10	20	+	+		+	+
Fluorine	50	40	pure -	pure -	pure -		-
Formaldehyde, hydrous	dilute	40	pure +	pure +	pure +		40% +
Formic acid, hydrous	10	20	0	0	+		+
Hydraulic fluid, hardly inflammable		80	+	+	+		
Hydraulic oil H and HL (DIN 51524)		100	+	+	+		
Hydrobromic acid, hydrous	to 10	40	-	-	-		+
Hydrochloric acid, hydrous	30	20	20% -	20% -	20% -	3% -	+
Hydrogen	100	60	20°C +	20°C +	20°C +		+
Hydrosilicofluoric acid, hydrous	to 30	20	-	-			+
Hydroxylamine sulphate, hydrous	to 12	30					+
Kerosine	100	80	+	+	+		20°C +
Lactic acid, hydrous	to 90	20	10% +	10% +	10% +	3% 0	+
Lubricating grease, base diester oil		110	0	0			
Lubricating grease, base silicone oil		110	+	+	+		
Magnesium chloride, hydrous	saturated	20	10% +	10% +	10% +		+
Mercury	pure	20	+	+	+		+
Methyl alcohol	100	20	+	+	+		40°C +
Methylene chloride	100	20	0	0	0		0
Mineral oil			+	+	+		20°C +
Nickel chloride, hydrous	saturated	20	10% 0	10% 0	10% 0		+
Nitric acid, hydrous	50	20	-	-	-	3% -	0
Oil and grease		20	+	+	+		0
Oleic acid	-	20	+	+	+		+
Oxalic acid	any	20	10% 0	10% 0	10% 0	3% 0	+
Phosphoric acid, hydrous	dilute	20	10% -	10% -	10% -	3% 0	+
Potassium bromide, hydrous	any	20	10% +	10% +	10% +		+
Potassium chloride, hydrous	10	20	+	+	+		+
Potassium dichromate, hydrous	40	20	5% 0	5% 0	5% 0		+
Potassium nitrate, hydrous	any	20	10% +	10% +	10% +		+
Sea water		40	+	+	+	20°C +	+
Soap solution, hydrous	any	20	dilute +	dilute +	dilute +		+
Sodium chlorate, hydrous	saturated	20	10% 0	10% 0	10% 0		+
Sulphuric acid, hydrous	10	20	-	-	-	3% -	50% +
Tin dichloride, hydrous	dilute	40					+
Toluene	100	20	+	+	+	-	
Trichloroethylene	100	20	0	0	0		0
Urea, hydrous	to 10	40	20% +	20% +	20% +		+
Vinyl acetate, Waste gas, containing carbon dioxide	100 any	20 60					+
Waste gas, containing SO ₂	low	60					
Xylene	100	20	+	+	+		-
Zinc chloride, hydrous	dilute	60	10% 0	10% 0			+
Zinc sulphate, hydrous	dilute	60					+

The resistance of polymeric materials to chemicals is dependent on species, induction period, temperature, quantity and concentration of the media. As we are not able to control the user's operating conditions, we cannot give guarantees.

Source Plastic Table, B. Carlowitz, Carl Hanser Verlag, and others.

P/n	Page	P/n	Page	P/n	Page	P/n	Page	P/n	Page	P/n	Page	P/n	Page
432310	01-39	2605090	01-18	2641250	02-09	2665160	09-21	2677110	09-18	2684131	09-14	2699210	09-20
555810	01-39	2605120	01-18	2641320	02-09	2665200	09-21	2677130	09-18	2684160	09-14	2699213	09-20
559730	01-40	2605130	01-18	2641400	02-09	2665250	09-21	2677140	09-18	2684210	09-14	2699290	09-20
559830	01-40	2611100	02-07	2641500	02-09	2665320	09-21	2677170	09-18	2684290	09-14	2699293	09-20
572610	01-39	2611110	02-07	2651160	09-16	2665400	09-21	2678170	09-18	2684360	09-14	2699360	09-20
594010	01-39	2611120	02-07	2651161	09-16	2665500	09-21	2678200	09-18	2684480	09-14	2699363	09-20
1070102	01-06	2611150	02-07	2651200	09-16	2668120	06-14	2678210	09-18	2685070	09-14	2699480	09-20
1070122	01-06	2611160	02-07	2651201	09-16	2668170	06-14	2678220	09-18	2685071	09-14	2699483	09-20
1070162	01-06	2611170	02-07	2651250	09-16	2668230	06-14	2680120	09-12	2685090	09-14	2930400	05-23
1070202	01-06	2611180	02-07	2651251	09-16	2668290	06-14	2680121	09-12	2685091	09-14	2930407	01-30
1070262	01-06	2611200	02-07	2651320	09-16	2668360	06-14	2680160	09-12	2685110	09-14	2930500	05-23
1070352	01-06	2611250	02-07	2651400	09-16	2670160	09-13	2680161	09-12	2685111	09-14	2930507	01-30
1077102	01-19	2611320	02-07	2651500	09-16	2670161	09-13	2680200	09-12	2685130	09-14	2940630	05-23
1077122	01-19	2611400	02-07	2651630	09-16	2670200	09-13	2680201	09-12	2685131	09-14	2940637	01-30
1077162	01-19	2611500	02-07	2653160	09-16	2670201	09-13	2680250	09-12	2685160	09-14	2940750	05-23
1077202	01-19	2611600	02-07	2653161	09-16	2670202	09-13	2680251	09-12	2685210	09-14	2940757	01-30
1077262	01-19	2612070	02-08	2653200	09-16	2670250	09-13	2680320	09-12	2685290	09-14	2940990	05-23
1077352	01-19	2612090	02-08	2653201	09-16	2670251	09-13	2680400	09-12	2685360	09-14	2940997	01-30
1077402	01-19	2612110	02-08	2653250	09-16	2670320	09-13	2680500	09-12	2685480	09-14	2949630	05-23
1077502	01-19	2612130	02-08	2653251	09-16	2671090	09-14	2680630	09-12	2686090	09-15	2949750	05-23
2227031	01-40	2612160	02-08	2653320	09-16	2671110	09-14	2681120	09-12	2686110	09-15	2949990	05-23
2560120	01-04	2612210	02-08	2653400	09-16	2671130	09-14	2681121	09-12	2686130	09-15	2950120	05-24
2560150	01-04	2612290	02-08	2653501	09-16	2671131	09-14	2681160	09-12	2686160	09-15	2950160	05-24
2560160	01-04	2612360	02-08	2653630	09-16	2671160	09-14	2681161	09-12	2686210	09-15	2950200	05-24
2560170	01-04	2612480	02-08	2655090	09-16	2671210	09-14	2681200	09-12	2686290	09-15	2950260	05-24
2560200	01-04	2615070	01-18	2655110	09-16	2671290	09-14	2681201	09-12	2686360	09-15	2954120	05-24
2560250	01-04	2615090	01-18	2655131	09-16	2672070	09-17	2681250	09-12	2686480	09-15	2954160	05-24
2560320	01-04	2615120	01-18	2655160	09-16	2672100	09-17	2681251	09-12	2687090	09-15	2954200	05-24
2561120	01-04	2615130	01-18	2655210	09-16	2672120	09-17	2681320	09-12	2687110	09-15	2954260	05-24
2561150	01-04	2622100	02-09	2655290	09-16	2672170	09-17	2681400	09-12	2687130	09-15	2959120	05-24
2561160	01-04	2622120	02-09	2655360	09-16	2672230	09-17	2681500	09-12	2687160	09-15	2959160	05-24
2561170	01-04	2622160	02-09	2655480	09-16	2672290	09-17	2681630	09-12	2687210	09-15	2959200	05-24
2561200	01-04	2622180	02-09	2657090	09-16	2672360	09-17	2682160	09-13	2687290	09-15	2959260	05-24
2561250	01-04	2622200	02-09	2657110	09-16	2672480	09-17	2682161	09-13	2687360	09-15	2960120	01-42
2561320	01-04	2622250	02-09	2657130	09-16	2673070	09-17	2682200	09-13	2687480	09-15	2960160	01-42
2601100	02-07	2622320	02-09	2657160	09-16	2673100	09-17	2682201	09-13	2688070	09-15	2960200	01-42
2601110	02-07	2622400	02-09	2657210	09-16	2673120	09-17	2682250	09-13	2688100	09-15	2960260	01-42
2601120	02-07	2622500	02-09	2657290	09-16	2673170	09-17	2682251	09-13	2688120	09-15	2960350	01-42
2601150	02-07	2630160	08-08	2657360	09-16	2673230	09-17	2682320	09-13	2688130	09-15	2960400	01-42
2601160	02-07	2630200	08-08	2657480	09-16	2673290	09-17	2682321	09-13	2688170	09-15	2960500	01-42
2601170	02-07	2630250	08-08	2661090	09-21	2673360	09-17	2682400	09-13	2688180	09-15	2961125	01-42
2601180	02-07	2630320	08-08	2661110	09-21	2673480	09-17	2682401	09-13	2688230	09-15	2961165	01-42
2601200	02-07	2631160	08-08	2661150	09-21	2674070	09-17	2682500	09-13	2688290	09-15	2961205	01-42
2601250	02-07	2631200	08-08	2661160	09-21	2674100	09-17	2682501	09-13	2688300	09-15	2962160	01-43
2601320	02-07	2631250	08-08	2661210	09-21	2674120	09-17	2682630	09-13	2688370	09-15	2962200	01-43
2601400	02-07	2631320	08-08	2661290	09-21	2674170	09-17	2683160	09-13	2688400	09-15	2964120	01-43
2601500	02-07	2633120	08-09	2661360	09-21	2674230	09-17	2683161	09-13	2688500	09-15	2969120	01-42
2601600	02-07	2633160	08-09	2661420	09-21	2674290	09-17	2683200	09-13	2690703	09-25	2969160	01-42
2602070	02-08	2633200	08-09	2661480	09-21	2674360	09-17	2683201	09-13	2690993	09-25	2969200	01-42
2602090	02-08	2633260	08-09	2662070	09-21	2674480	09-17	2683250	09-13	2691703	09-25	2969260	01-42
2602110	02-08	2633350	08-09	2662090	09-21	2675000	09-18	2683251	09-13	2691993	09-25	2969350	01-42
2602130	02-08	2633400	08-09	2662110	09-21	2675010	09-18	2683320	09-13	2692703	09-25	2969400	01-42
2602160	02-08	2633500	08-09	2662160	09-21	2675070	09-17	2683321	09-13	2692993	09-25	2969500	01-42
2602210	02-08	2634120	08-09	2662210	09-21	2675100	09-17	2683400	09-13	2693703	09-25	2970160	06-18
2602290	02-08	2634160	08-09	2662290	09-21	2675120	09-17	2683401	09-13	2693993	09-25	2970200	06-18
2602360	02-08	2634200	08-09	2662360	09-21	2675170	09-17	2683500	09-13	2699070	09-20	2970260	06-18
2602480	02-08	2634260	08-09	2662420	09-21	2675230	09-17	2683501	09-13	2699073	09-20	2970350	06-18
2603160	02-08	2634350	08-09	2664160	09-21	2675290	09-17	2683630	09-13	2699090	09-20	2970400	06-18
2603170	02-08	2634400	08-09	2664200	09-21	2675360	09-17	2684070	09-14	2699093	09-20	2970500	06-18
2603200	02-08	2634500	08-09	2664250	09-21	2675480	09-17	2684071	09-14	2699110	09-20	2972120	05-27
2603250	02-08	2641100	02-09	2664320	09-21	2676100	09-18	2684090	09-14	2699113	09-20	2972160	05-27
2603320	02-08	2641120	02-09	2664400	09-21	2676130	09-18	2684091	09-14	2699130	09-20	2972200	05-27
2603400	02-08	2641160	02-09	2664500	09-21	2676170	09-18	2684110	09-14	2699133	09-20	2972260	05-27
2603500	02-08	2641180	02-09	2664630	09-21	2676220	09-18	2684111	09-14	2699160	09-20	2972350	05-27
2605070	01-18	2641200	02-09	2665120	09-21	2677100	09-18	2684130	09-14	2699163	09-20	2972400	05-27

**PART NUMBER
AND PAGE
REFERENCE
TABLE**

**PART NUMBER
AND PAGE
REFERENCE
TABLE**

P/n	Page	P/n	Page	P/n	Page	P/n	Page	P/n	Page	P/n	Page	P/n	Page
2972500	05-27	2978300	07-21	2984350	05-26	3011701	09-22	3100205	03-03	3150061	03-05	3190163	04-07
2972630	05-27	2978309	07-24	2984400	05-26	3011703	09-22	3100261	03-03	3150101	03-05	3190201	04-07
2972750	05-27	2978310	07-21	2984500	05-26	3011991	09-22	3100265	03-03	3150103	03-05	3190203	04-07
2972990	05-27	2978319	07-24	2984630	05-26	3011993	09-22	3100351	03-03	3150121	03-05	3190261	04-07
2973120	06-19	2978430	07-21	2984750	05-26	3012701	09-23	3100355	03-03	3150123	03-05	3190263	04-07
2973160	06-19	2978439	07-24	2984990	05-26	3012703	09-23	3100401	03-03	3150125	03-05	3200061	03-06
2973200	06-19	2978440	07-21	2986120	05-26	3012991	09-23	3100405	03-03	3150161	03-05	3200101	03-06
2973260	06-19	2978449	07-24	2986160	05-26	3012993	09-23	3100501	03-03	3150163	03-05	3200103	03-06
2973350	06-19	2978510	07-21	2986200	05-26	3013701	09-23	3100505	03-03	3150165	03-05	3200121	03-06
2973400	06-19	2978519	07-24	2986260	05-26	3013703	09-23	3110061	03-04	3150201	03-05	3200123	03-06
2973500	06-19	2978520	07-21	2987120	08-04	3013991	09-23	3110101	03-04	3150203	03-05	3200125	03-06
2974160	05-27	2978529	07-24	2987160	08-04	3013993	09-23	3110103	03-04	3150205	03-05	3200161	03-06
2974200	05-27	2978530	07-21	2987200	08-04	3014701	09-24	3110121	03-04	3150261	03-05	3200163	03-06
2974260	05-27	2978539	07-24	2987260	08-04	3014991	09-24	3110123	03-04	3150263	03-05	3200165	03-06
2974350	05-27	2978540	07-21	2987350	08-04	3015701	09-24	3110125	03-04	3150265	03-05	3200201	03-06
2974400	05-27	2978550	07-21	2987400	08-04	3015991	09-24	3110161	03-04	3150351	03-05	3200203	03-06
2974500	05-27	2978560	07-21	2987500	08-04	3040121	04-09	3110163	03-04	3150353	03-05	3200205	03-06
2974630	05-27	2979120	07-22	2988120	05-27	3040125	04-09	3110165	03-04	3150355	03-05	3200261	03-06
2974750	05-27	2979130	07-22	2988160	05-27	3040161	04-09	3110201	03-04	3150401	03-05	3200263	03-06
2974990	05-27	2979140	07-22	2988200	05-27	3040165	04-09	3110203	03-04	3150405	03-05	3200265	03-06
2975120	06-18	2979150	07-22	2988260	05-27	3040201	04-09	3110205	03-04	3150501	03-05	3200351	03-06
2975160	06-18	2979180	07-22	2989120	05-26	3040203	04-09	3110261	03-04	3150505	03-05	3200353	03-06
2975200	06-18	2979190	07-22	2989160	05-26	3040205	04-09	3110263	03-04	3150631	03-05	3200355	03-06
2975260	06-18	2979230	07-22	2989200	05-26	3040261	04-09	3110265	03-04	3150751	03-05	3200401	03-06
2975350	06-18	2979240	07-22	2989260	05-26	3040265	04-09	3110351	03-04	3151001	03-05	3200405	03-06
2975400	06-18	2979250	07-22	2989350	05-26	3040351	04-09	3110353	03-04	3151251	03-05	3200501	03-06
2975500	06-18	2979290	07-22	2989400	05-26	3040355	04-09	3110355	03-04	3151501	03-05	3200505	03-06
2976110	07-22	2979300	07-22	2989500	05-26	3040401	04-09	3110401	03-04	3170061	03-08	3200631	03-06
2976120	07-22	2979310	07-22	2989630	05-26	3040405	04-09	3110405	03-04	3170101	03-08	3200751	03-06
2976130	07-22	2979430	07-22	2989750	05-26	3040501	04-09	3110501	03-04	3170103	03-08	3201001	03-06
2976140	07-22	2979440	07-22	2989990	05-26	3040505	04-09	3110505	03-04	3170121	03-08	3210121	08-02
2976150	07-22	2979510	07-22	2990110	05-25	3042121	04-10	3110631	03-04	3170123	03-08	3210161	08-02
2976160	07-22	2979520	07-22	2990130	05-25	3042161	04-10	3110751	03-04	3170125	03-08	3210201	08-02
2976190	07-22	2979530	07-22	2990160	05-25	3042201	04-10	3111001	03-04	3170161	03-08	3210261	08-02
2976230	07-22	2979540	07-22	2990200	05-25	3042261	04-10	3111251	03-04	3170163	03-08	3210351	08-02
2976240	07-22	2979550	07-22	2990260	05-25	3042351	04-10	3111501	03-04	3170165	03-08	3210401	08-02
2976250	07-22	2979560	07-22	2990350	05-25	3042401	04-10	3125121	03-15	3170201	03-08	3210501	08-02
2976290	07-22	2980120	05-25	2990400	05-25	3042501	04-10	3125161	03-15	3170203	03-08	3220121	03-07
2976300	07-22	2980160	05-25	2990500	05-25	3090061	03-13	3125201	03-15	3170205	03-08	3220161	03-07
2976310	07-22	2980200	05-25	2994110	05-25	3090101	03-13	3125261	03-15	3170261	03-08	3220201	03-07
2976430	07-22	2980260	05-25	2994130	05-25	3090103	03-13	3125351	03-15	3170263	03-08	3220261	03-07
2976440	07-22	2980350	05-25	2994160	05-25	3090121	03-13	3125401	03-15	3170265	03-08	3220351	03-07
2976510	07-22	2980400	05-25	2994200	05-25	3090123	03-13	3125501	03-15	3170351	03-08	3230161	03-17
2976520	07-22	2980500	05-25	2994260	05-25	3090125	03-13	3130121	08-03	3170353	03-08	3230201	03-17
2976530	07-22	2980630	05-25	2994350	05-25	3090161	03-13	3130161	08-03	3170355	03-08	3230261	03-17
2978120	07-21	2980750	05-25	2994400	05-25	3090163	03-13	3130201	08-03	3170401	03-08	3230351	03-17
2978129	07-24	2980990	05-25	2994500	05-25	3090165	03-13	3130261	08-03	3170405	03-08	3230401	03-17
2978130	07-21	2982120	05-26	2999110	05-25	3090201	03-13	3130351	08-03	3170501	03-08	3230501	03-17
2978139	07-24	2982160	05-26	2999130	05-25	3090203	03-13	3130401	08-03	3170505	03-08	3240121	04-08
2978140	07-21	2982200	05-26	2999160	05-25	3090205	03-13	3130501	08-03	3180061	04-02	3240161	04-08
2978149	07-24	2982260	05-26	2999200	05-25	3090261	03-13	3140101	03-02	3180101	04-02	3240201	04-08
2978150	07-21	2982350	05-26	2999260	05-25	3090263	03-13	3140121	03-02	3180103	04-02	3240261	04-08
2978159	07-24	2982400	05-26	2999400	05-25	3090265	03-13	3140125	03-02	3180121	04-02	3240351	04-08
2978180	07-21	2982500	05-26	2999500	05-25	3090351	03-13	3140161	03-02	3180123	04-02	3240401	04-08
2978189	07-24	2983120	08-04	3000120	08-06	3090355	03-13	3140165	03-02	3180161	04-02	3240501	04-08
2978190	07-21	2983160	08-04	3000160	08-06	3090401	03-13	3140201	03-02	3180163	04-02	3250120	08-07
2978199	07-24	2983200	08-04	3000200	08-06	3090405	03-13	3140205	03-02	3180201	04-02	3250160	08-07
2978230	07-21	2983260	08-04	3000260	08-06	3090501	03-13	3140261	03-02	3180203	04-02	3250200	08-07
2978239	07-24	2983350	08-04	3000350	08-06	3090505	03-13	3140265	03-02	3180261	04-02	3250260	08-07
2978240	07-21	2983400	08-04	3000400	08-06	3100101	03-03	3140351	03-02	3180263	04-02	3250350	08-07
2978249	07-24	2983500	08-04	3000500	08-06	3100121	03-03	3140355	03-02	3180351	04-02	3250400	08-07
2978250	07-21	2984120	05-26	3010701	09-22	3100125	03-03	3140401	03-02	3180353	04-02	3250500	08-07
2978259	07-24	2984160	05-26	3010703	09-22	3100161	03-03	3140405	03-02	3190121	04-07	3260121	03-09
2978290	07-21	2984200	05-26	3010991	09-22	3100165	03-03	3140501	03-02	3190123	04-07	3260123	03-09
2978299	07-24	2984260	05-26	3010993	09-22	3100201	03-03	3140505	03-02	3190161	04-07	3260125	03-09

P/n	Page	P/n	Page	P/n	Page	P/n	Page	P/n	Page	P/n	Page	P/n	Page
3260161	03-09	3320501	01-41	3360383	10-03	3365890	10-12	3369651	10-13	3392121	04-05	3480201	03-12
3260163	03-09	3330061	04-04	3360410	10-03	3365891	10-12	3369656	10-13	3392161	04-05	3480261	03-12
3260165	03-09	3330101	04-04	3360411	10-03	3365896	10-12	3369700	10-13	3392201	04-05	3480351	03-12
3260201	03-09	3330103	04-04	3360413	10-03	3365950	10-12	3369701	10-13	3392261	04-05	3480401	03-12
3260203	03-09	3330121	04-04	3360440	10-03	3365951	10-12	3369706	10-13	3392351	04-05	3480501	03-12
3260205	03-09	3330123	04-04	3360441	10-03	3365956	10-12	3369750	10-13	3400121	04-06	3500121	04-12
3260261	03-09	3330161	04-04	3360443	10-03	3366041	10-15	3369751	10-13	3400123	04-06	3500161	04-12
3260263	03-09	3330163	04-04	3360510	10-03	3366043	10-15	3369756	10-13	3400161	04-06	3500201	04-12
3260265	03-09	3330201	04-04	3360511	10-03	3366048	10-15	3369800	10-13	3400163	04-06	3500261	04-12
3260351	03-09	3330203	04-04	3360513	10-03	3366061	10-15	3369801	10-13	3400201	04-06	3500351	04-12
3260355	03-09	3330261	04-04	3360571	10-03	3366063	10-15	3369806	10-13	3400203	04-06	3500401	04-12
3260401	03-09	3330263	04-04	3360573	10-03	3366068	10-15	3369850	10-13	3400261	04-06	3500501	04-12
3260405	03-09	3330351	04-04	3360641	10-03	3366101	10-15	3369851	10-13	3400263	04-06	3550045	10-08
3260501	03-09	3340121	03-16	3360643	10-03	3366103	10-15	3369856	10-13	3400351	04-06	3550065	10-08
3260505	03-09	3340125	03-16	3360701	10-03	3366108	10-15	3369900	10-13	3410121	04-11	3550085	10-08
3280121	04-13	3340161	03-16	3360703	10-03	3366141	10-15	3369901	10-13	3410161	04-11	3550105	10-08
3280161	04-13	3340165	03-16	3360761	10-03	3366143	10-15	3369906	10-13	3410201	04-11	3550125	10-08
3280201	04-13	3340201	03-16	3360763	10-03	3366148	10-15	3369910	10-13	3410261	04-11	3550165	10-08
3280261	04-13	3340205	03-16	3360831	10-03	3366221	10-15	3369911	10-13	3410351	04-11	3550205	10-08
3280351	04-13	3340261	03-16	3360833	10-03	3366223	10-15	3369916	10-13	3410401	04-11	3571028	10-17
3280401	04-13	3340265	03-16	3360891	10-03	3366228	10-15	3369920	10-13	3410501	04-11	3571048	10-17
3280501	04-13	3340351	03-16	3360893	10-03	3366441	10-15	3369921	10-13	3460133	10-06	3571058	10-17
3300122	03-14	3340355	03-16	3360951	10-03	3366443	10-15	3369926	10-13	3460163	10-06	3571068	10-17
3300123	03-14	3340401	03-16	3360953	10-03	3368063	10-05	3369940	10-13	3460193	10-06	3571088	10-17
3300125	03-14	3340405	03-16	3361021	10-03	3368103	10-05	3369941	10-13	3460293	10-06	3571108	10-17
3300162	03-14	3340501	03-16	3361023	10-03	3368133	10-05	3369946	10-13	3460353	10-06	3571128	10-17
3300163	03-14	3340505	03-16	3363400	10-19	3368163	10-05	3369960	10-13	3460413	10-06	3571168	10-17
3300165	03-14	3352121	03-11	3363401	10-19	3368193	10-05	3369961	10-13	3460513	10-06	3571188	10-17
3300202	03-14	3352161	03-11	3363405	10-19	3368223	10-05	3369966	10-13	3461133	10-06	3571228	10-17
3300203	03-14	3352201	03-11	3364200	10-18	3368253	10-05	3370251	10-09	3461163	10-06	3580121	04-03
3300205	03-14	3352261	03-11	3364201	10-18	3368293	10-05	3370253	10-09	3461193	10-06	3580161	04-03
3300261	03-14	3352351	03-11	3364205	10-18	3368323	10-05	3370501	10-09	3461293	10-06	3580201	04-03
3300263	03-14	3352401	03-11	3364400	10-20	3368353	10-05	3370503	10-09	3461353	10-06	3580261	04-03
3300265	03-14	3352501	03-11	3364401	10-20	3368383	10-05	3370761	10-09	3461413	10-06	3580351	04-03
3300351	03-14	3360060	10-03	3364405	10-20	3368413	10-05	3370763	10-09	3461513	10-06	3590120	08-11
3300355	03-14	3360061	10-03	3365250	10-12	3368443	10-05	3371001	10-09	3462133	10-06	3590160	08-11
3300401	03-14	3360063	10-03	3365251	10-12	3368513	10-05	3371003	10-09	3462163	10-06	3590200	08-11
3300405	03-14	3360100	10-03	3365256	10-12	3368573	10-05	3371271	10-09	3462193	10-06	3590260	08-11
3300501	03-14	3360101	10-03	3365320	10-12	3368643	10-05	3371273	10-09	3462293	10-06	3590350	08-11
3300505	03-14	3360103	10-03	3365321	10-12	3368703	10-05	3374251	10-11	3462353	10-06	3590400	08-11
3310061	03-10	3360131	10-03	3365326	10-12	3368763	10-05	3374381	10-11	3462413	10-06	3590500	08-11
3310101	03-10	3360133	10-03	3365380	10-12	3368833	10-05	3375251	10-11	3462513	10-06	3600105	02-03
3310103	03-10	3360160	10-03	3365381	10-12	3368893	10-05	3375381	10-11	3463133	10-06	3600121	02-03
3310121	03-10	3360161	10-03	3365386	10-12	3368953	10-05	3376251	10-10	3463163	10-06	3600125	02-03
3310123	03-10	3360163	10-03	3365440	10-12	3368973	10-05	3376253	10-10	3463193	10-06	3600161	02-03
3310125	03-10	3360190	10-03	3365441	10-12	3368981	10-05	3376501	10-10	3463293	10-06	3600165	02-03
3310161	03-10	3360191	10-03	3365446	10-12	3368983	10-05	3376503	10-10	3463353	10-06	3600181	02-03
3310163	03-10	3360193	10-03	3365510	10-12	3368991	10-05	3376761	10-10	3463383	10-06	3600185	02-03
3310165	03-10	3360220	10-03	3365511	10-12	3368993	10-05	3376763	10-10	3463413	10-06	3600201	02-03
3310201	03-10	3360221	10-03	3365516	10-12	3369400	10-13	3376991	10-10	3463513	10-06	3600205	02-03
3310203	03-10	3360223	10-03	3365570	10-12	3369401	10-13	3376993	10-10	3469133	10-04	3600251	02-03
3310205	03-10	3360250	10-03	3365571	10-12	3369406	10-13	3377250	10-14	3469163	10-04	3600255	02-03
3310261	03-10	3360251	10-03	3365576	10-12	3369450	10-13	3377253	10-14	3469193	10-04	3600321	02-03
3310263	03-10	3360253	10-03	3365640	10-12	3369451	10-13	3377380	10-14	3469293	10-04	3600322	02-03
3310265	03-10	3360290	10-03	3365641	10-12	3369456	10-13	3377383	10-14	3469353	10-04	3600401	02-03
3310351	03-10	3360291	10-03	3365646	10-12	3369500	10-13	3377510	10-14	3469383	10-04	3600402	02-03
3310355	03-10	3360293	10-03	3365700	10-12	3369501	10-13	3377513	10-14	3469413	10-04	3600501	02-03
3310401	03-10	3360320	10-03	3365701	10-12	3369506	10-13	3377640	10-14	3469511	10-04	3600502	02-03
3310501	03-10	3360321	10-03	3365706	10-12	3369550	10-13	3377643	10-14	3474200	10-21	3610105	02-02
3320121	01-41	3360323	10-03	3365760	10-12	3369551	10-13	3377760	10-14	3474205	10-21	3610121	02-02
3320161	01-41	3360350	10-03	3365761	10-12	3369556	10-13	3377763	10-14	3474300	10-21	3610125	02-02
3320201	01-41	3360351	10-03	3365766	10-12	3369600	10-13	3377890	10-14	3474305	10-21	3610161	02-02
3320261	01-41	3360353	10-03	3365830	10-12	3369601	10-13	3377893	10-14	3480101	03-12	3610165	02-02
3320351	01-41	3360380	10-03	3365831	10-12	3369606	10-13	3377990	10-14	3480121	03-12	3610181	02-02
3320401	01-41	3360381	10-03	3365836	10-12	3369650	10-13	3377991	10-14	3480161	03-12	3610185	02-02

**PART NUMBER
AND PAGE
REFERENCE
TABLE**

**PART NUMBER
AND PAGE
REFERENCE
TABLE**

P/n	Page	P/n	Page	P/n	Page	P/n	Page	P/n	Page	P/n	Page	P/n	Page
3610201	02-02	4650123	01-44	6203361	08-13	7100291	05-03	7120258	01-31	7140261	05-03	7840350	06-14
3610205	02-02	4650125	01-44	6203420	08-13	7100294	02-11	7120259	05-14	7140262	05-04	7840356	01-10
3610251	02-02	4650161	01-44	6203421	08-13	7100295	02-15	7120321	05-02	7140264	02-12	7840357	01-24
3610255	02-02	4650163	01-44	6203480	08-13	7100296	01-10	7120324	02-10	7140266	01-10	7840400	06-14
3610321	02-02	4650165	01-44	6203481	08-13	7100297	01-24	7120325	02-13	7140267	01-24	7840407	01-24
3610322	02-02	4650201	01-44	6204090	08-14	7100361	05-03	7120326	01-09	7140268	01-32	7840500	06-14
3610401	02-02	4650203	01-44	6204091	08-14	7100366	01-10	7120327	01-23	7140269	05-14	7840507	01-24
3610402	02-02	4650205	01-44	6204110	08-14	7100367	01-24	7120328	01-31	7140351	05-03	7852340	05-09
3610501	02-02	5110100	01-37	6204111	08-14	7100421	05-03	7120329	05-14	7140352	05-04	7852350	05-09
3610502	02-02	5120100	01-22	6204130	08-14	7100427	01-24	7120401	05-02	7140356	01-10	7852430	05-09
3700122	01-03	5120120	01-22	6204131	08-14	7100481	05-03	7120406	01-09	7140357	01-24	7852440	05-09
3700125	01-03	5120160	01-22	6204160	08-14	7100487	01-24	7120407	01-23	7140358	01-32	7853270	05-09
3700161	01-03	5120220	01-22	6204161	08-14	7109111	05-03	7120408	01-31	7140359	05-14	7853366	05-09
3700162	01-03	5120250	01-22	6204210	08-14	7109114	02-12	7120409	05-14	7140401	05-03	7853380	05-09
3700165	01-03	5120340	01-22	6204211	08-14	7109115	02-15	7120501	05-02	7140402	05-04	7854375	05-09
3700201	01-03	5120400	01-22	6204290	08-14	7109121	05-03	7120507	01-23	7140407	01-24	7854480	05-09
3700202	01-03	5120500	01-22	6204291	08-14	7109131	05-03	7120508	01-31	7140408	01-32	7854650	05-09
3700205	01-03	5150100	01-21	6204360	08-14	7109134	02-12	7120509	05-14	7140409	05-14	7854660	05-09
3700251	01-03	5150120	01-21	6204361	08-14	7109135	02-15	7120631	05-02	7140501	05-03	7983120	09-20
3700252	01-03	5150160	01-21	6204420	08-14	7109161	05-03	7120637	01-23	7140502	05-04	7983123	09-20
3700255	01-03	5150220	01-21	6204421	08-14	7109164	02-12	7120638	01-31	7140507	01-24	7983160	09-20
3700321	01-03	5150250	01-21	6204480	08-14	7109165	02-15	7120639	05-14	7140508	01-32	7983163	09-20
3700322	01-03	5150340	01-21	6204481	08-14	7109211	05-03	7129140	05-02	7140509	05-14	7983200	09-20
3710102	02-04	5150400	01-21	6505092	08-15	7109214	02-12	7129144	02-10	7149121	05-03	7983203	09-20
3710105	02-04	5150500	01-21	6505112	08-15	7109215	02-15	7129150	05-02	7149122	05-04	7983250	09-20
3710122	02-04	5150630	01-21	6505132	08-15	7109291	05-03	7129154	02-10	7149124	02-12	7983253	09-20
3710125	02-04	5150750	01-21	6505162	08-15	7109294	02-12	7129161	05-02	7149161	05-03	7983320	09-20
3710161	02-04	5150990	01-21	6505212	08-15	7109295	02-15	7129164	02-10	7149162	05-04	7983323	09-20
3710162	02-04	5750300	01-37	6505292	08-15	7109361	05-03	7129165	02-14	7149164	02-12	7983400	09-20
3710165	02-04	5750400	01-37	6505362	08-15	7109421	05-03	7129171	05-02	7149201	05-03	7983403	09-20
3710201	02-04	5750450	01-37	6505422	08-15	7109481	05-03	7129174	02-10	7149202	05-04	7983500	09-20
3710202	02-04	5750600	01-37	6505482	08-15	7120140	05-02	7129175	02-14	7149204	02-12	7983503	09-20
3710205	02-04	5751450	01-37	6506093	08-15	7120144	02-10	7129201	05-02	7149261	05-03	7983630	09-20
3710251	02-04	5758400	01-37	6506113	08-15	7120146	01-09	7129204	02-10	7149264	02-12	7983633	09-20
3710252	02-04	6000032	01-16	6506133	08-15	7120147	01-23	7129205	02-14	7149351	05-03	7998010	09-19
3710255	02-04	6000042	01-16	6506163	08-15	7120150	05-02	7129251	05-02	7149401	05-03	7998020	09-19
3710321	02-04	6000052	01-16	6506213	08-15	7120154	02-10	7129254	02-10	7149501	05-03	7998030	09-19
3710322	02-04	6000062	01-16	6506293	08-15	7120156	01-09	7129255	02-14	7830160	06-13	7998040	09-19
3710401	02-04	6000072	01-16	6513162	08-15	7120157	01-23	7129321	05-02	7830200	06-13	7998050	09-19
3710402	02-04	6000082	01-16	6513202	08-15	7120161	05-02	7129324	02-10	7830250	06-13	7998060	09-19
3710501	02-04	6000102	01-07	6513252	08-15	7120164	02-10	7129325	02-14	7830320	06-13	7998070	09-19
3710502	02-04	6000122	01-07	6513322	08-15	7120165	02-13	7129401	05-02	7840100	06-14	8011075	09-02
3730122	02-05	6000162	01-07	6513402	08-15	7120166	01-09	7129501	05-02	7840104	02-12	8011100	09-02
3730162	02-05	6000202	01-07	6513502	08-15	7120167	01-23	7129631	05-02	7840106	01-10	8011105	09-02
3730165	02-05	6000262	01-07	6513632	08-15	7120168	01-31	7140121	05-03	7840107	01-24	8011120	09-02
3730201	02-05	6000352	01-07	7100111	05-03	7120169	05-14	7140122	05-04	7840120	06-14	8011125	09-02
3730202	02-05	6006102	01-08	7100114	02-11	7120171	05-02	7140124	02-12	7840124	02-12	8011170	09-02
3730205	02-05	6006122	01-08	7100115	02-15	7120174	02-10	7140126	01-10	7840125	02-15	8011175	09-02
3730251	02-05	6006162	01-08	7100116	01-10	7120175	02-13	7140127	01-24	7840126	01-10	8011230	09-02
3730252	02-05	6006202	01-08	7100117	01-24	7120176	01-09	7140128	01-32	7840127	01-24	8011235	09-02
3730255	02-05	6006262	01-08	7100131	05-03	7120177	01-23	7140129	05-14	7840160	06-14	8011290	09-02
3730321	02-05	6006352	01-09	7100134	02-11	7120178	01-31	7140161	05-03	7840164	02-12	8011295	09-02
3730322	02-05	6203090	08-13	7100135	02-15	7120179	05-14	7140162	05-04	7840165	02-15	8011360	09-02
3730401	02-05	6203091	08-13	7100136	01-10	7120201	05-02	7140164	02-12	7840166	01-10	8011365	09-02
3730402	02-05	6203110	08-13	7100137	01-24	7120204	02-10	7140166	01-10	7840167	01-24	8011480	09-02
3730501	02-05	6203111	08-13	7100161	05-03	7120205	02-13	7140167	01-24	7840200	06-14	8011485	09-02
3730502	02-05	6203130	08-13	7100164	02-11	7120206	01-09	7140168	01-32	7840204	02-12	8012070	09-04
3740122	02-06	6203131	08-13	7100165	02-15	7120207	01-23	7140169	05-14	7840205	02-15	8012075	09-04
3740162	02-06	6203160	08-13	7100166	01-10	7120208	01-31	7140201	05-03	7840206	01-10	8012100	09-04
3740202	02-06	6203161	08-13	7100167	01-24	7120209	05-14	7140202	05-04	7840207	01-24	8012105	09-04
3740252	02-06	6203210	08-13	7100211	05-03	7120251	05-02	7140204	02-12	7840260	06-14	8012120	09-04
3740322	02-06	6203211	08-13	7100214	02-11	7120254	02-10	7140206	01-10	7840264	02-12	8012125	09-04
3740401	02-06	6203290	08-13	7100215	02-15	7120255	02-13	7140207	01-24	7840265	02-15	8012170	09-04
3740501	02-06	6203291	08-13	7100216	01-10	7120256	01-09	7140208	01-32	7840266	01-10	8012175	09-04
4650121	01-44	6203360	08-13	7100217	01-24	7120257	01-23	7140209	05-14	7840267	01-24	8012230	09-04

P/n	Page	P/n	Page	P/n	Page	P/n	Page	P/n	Page	P/n	Page	P/n	Page
8012235	09-04	8023260	09-11	8100128	01-34	8103217	01-27	8109131	05-11	8120327	01-25	8123421	06-02
8012290	09-04	8023290	09-11	8100129	05-17	8103291	05-10	8109136	01-13	8120328	01-33	8123426	06-02
8012295	09-04	8023360	09-11	8100131	05-10	8103295	02-15	8109137	01-28	8120329	05-16	8123427	06-03
8012360	09-04	8023480	09-11	8100136	01-13	8103296	01-13	8109141	05-11	8120401	05-07	8123501	05-08
8012365	09-04	8025100	09-07	8100137	01-27	8103297	01-27	8109146	01-13	8120405	02-13	8123507	01-26
8012480	09-04	8025120	09-07	8100139	05-17	8103361	05-10	8109147	01-28	8120406	01-11	8123631	05-08
8012485	09-04	8025170	09-07	8100141	05-10	8103366	01-13	8109161	05-11	8120407	01-25	8123637	01-26
8013050	09-03	8025230	09-07	8100149	05-17	8103367	01-27	8109166	01-13	8120408	01-33	8124141	05-08
8013055	09-03	8025290	09-07	8100161	05-10	8103421	05-10	8109167	01-28	8120409	05-16	8124149	05-16
8013070	09-03	8025360	09-07	8100166	01-13	8103427	01-27	8109168	01-34	8120501	05-07	8124151	05-08
8013075	09-03	8025480	09-07	8100167	01-27	8103481	05-10	8109169	05-17	8120507	01-25	8124159	05-16
8013100	09-03	8028050	09-08	8100168	01-34	8103487	01-27	8109211	05-11	8120631	05-07	8124161	05-08
8013105	09-03	8028055	09-08	8100169	05-17	8104111	05-11	8109216	01-13	8120637	01-25	8124169	05-16
8013120	09-03	8028060	09-08	8100211	05-10	8104121	05-11	8109217	01-28	8120751	05-07	8124171	05-08
8013125	09-03	8028065	09-08	8100216	01-13	8104131	05-11	8109218	01-34	8121168	01-36	8124179	05-16
8013170	09-03	8028070	09-08	8100217	01-27	8104141	05-11	8109219	05-17	8121169	05-19	8124201	05-08
8013175	09-03	8028075	09-08	8100218	01-34	8104161	05-11	8109291	05-11	8121208	01-36	8124209	05-16
8013230	09-03	8028100	09-08	8100219	05-17	8104211	05-11	8109296	01-13	8121209	05-19	8124251	05-08
8013235	09-03	8028105	09-08	8100291	05-10	8104291	05-11	8109297	01-28	8121258	01-36	8124259	05-16
8013290	09-03	8028120	09-08	8100296	01-13	8104361	05-11	8109299	05-17	8121259	05-19	8124321	05-08
8013295	09-03	8028125	09-08	8100297	01-27	8104421	05-11	8109361	05-11	8121328	01-36	8124401	05-08
8013360	09-03	8028140	09-08	8100299	05-17	8104481	05-11	8109366	01-13	8121329	05-19	8124501	05-08
8013365	09-03	8028145	09-08	8100361	05-10	8106091	05-11	8109367	01-28	8123151	05-08	8124631	05-08
8013480	09-03	8028170	09-08	8100366	01-13	8106111	05-11	8109421	05-11	8123156	01-12	8126152	05-09
8013485	09-03	8028175	09-08	8100367	01-27	8106121	05-11	8109427	01-28	8123157	01-26	8126157	01-26
8015070	09-05	8028190	09-08	8100369	05-17	8106151	05-11	8109481	05-11	8123161	05-08	8126161	05-09
8015075	09-05	8028195	09-08	8100421	05-10	8106161	05-11	8109487	01-28	8123165	02-14	8126167	01-26
8015100	09-05	8028230	09-08	8100427	01-27	8106211	05-11	8120112	05-06	8123166	01-12	8126171	05-09
8015105	09-05	8028235	09-08	8100429	05-17	8106291	05-11	8120121	05-07	8123167	01-26	8126177	01-26
8015120	09-05	8028260	09-08	8100481	05-10	8107091	05-11	8120122	05-07	8123201	05-08	8126201	05-09
8015125	09-05	8028265	09-08	8100487	01-27	8107096	01-13	8120132	05-07	8123205	02-14	8126207	01-26
8015170	09-05	8028290	09-08	8100489	05-17	8107097	01-28	8120141	05-07	8123206	01-12	8126221	05-09
8015175	09-05	8028295	09-08	8101168	01-36	8107111	05-11	8120142	05-07	8123207	01-26	8126227	01-26
8015230	09-05	8028360	09-08	8101169	05-19	8107115	02-15	8120146	01-11	8123221	06-04	8126281	05-09
8015235	09-05	8028365	09-08	8101218	01-36	8107116	01-13	8120147	01-25	8123226	06-04	8126287	01-26
8015290	09-05	8028480	09-08	8101219	05-19	8107117	01-28	8120148	01-33	8123227	06-04	8126351	05-09
8015295	09-05	8028485	09-08	8101298	01-36	8107121	05-11	8120149	05-16	8123231	06-02	8126357	01-26
8015360	09-05	8029070	09-09	8101299	05-19	8107126	01-13	8120151	05-07	8123235	06-03	8127152	05-09
8015365	09-05	8029100	09-09	8103032	06-02	8107127	01-28	8120152	05-07	8123236	06-02	8127156	01-12
8017070	09-06	8029130	09-09	8103036	06-02	8107151	05-11	8120156	01-11	8123237	06-03	8127157	01-26
8017100	09-06	8029160	09-09	8103037	06-03	8107155	02-15	8120157	01-25	8123251	05-08	8127158	01-34
8017120	09-06	8029170	09-09	8103041	06-02	8107156	01-13	8120158	01-33	8123255	02-14	8127159	05-17
8017170	09-06	8029220	09-09	8103045	06-03	8107157	01-28	8120159	05-16	8123256	01-12	8127161	05-09
8017230	09-06	8029230	09-09	8103046	06-02	8107161	05-11	8120161	05-07	8123257	01-26	8127162	05-09
8017290	09-06	8029260	09-09	8103047	06-03	8107165	02-15	8120166	01-11	8123261	06-04	8127164	02-11
8017360	09-06	8029290	09-09	8103111	05-10	8107166	01-13	8120167	01-25	8123266	06-04	8127165	02-14
8017480	09-06	8029360	09-09	8103115	02-15	8107167	01-28	8120168	01-33	8123267	06-04	8127166	01-12
8022070	09-10	8029480	09-09	8103116	01-13	8107211	05-11	8120169	05-16	8123271	06-02	8127167	01-26
8022100	09-10	8100071	05-10	8103117	01-27	8107215	02-15	8120171	05-07	8123275	06-03	8127168	01-34
8022130	09-10	8100072	05-10	8103121	05-10	8107216	01-13	8120176	01-11	8123276	06-02	8127169	05-17
8022160	09-10	8100091	05-10	8103126	01-13	8107217	01-28	8120177	01-25	8123277	06-03	8127171	05-09
8022170	09-10	8100092	05-10	8103127	01-27	8107291	05-11	8120178	01-33	8123291	06-02	8127174	02-11
8022220	09-10	8100096	01-13	8103131	05-10	8107295	02-15	8120179	05-16	8123295	06-03	8127175	02-14
8022230	09-10	8100097	01-27	8103135	02-15	8107296	01-13	8120201	05-07	8123296	06-02	8127176	01-12
8022260	09-10	8100101	05-10	8103136	01-13	8107297	01-28	8120206	01-11	8123297	06-03	8127177	01-26
8022290	09-10	8100106	01-13	8103137	01-27	8109111	05-11	8120207	01-25	8123321	05-08	8127178	01-34
8022360	09-10	8100107	01-27	8103141	05-10	8109116	01-13	8120208	01-33	8123325	02-14	8127179	05-17
8022480	09-10	8100111	05-10	8103146	01-13	8109117	01-28	8120209	05-16	8123326	01-12	8127201	05-09
8023070	09-11	8100116	01-13	8103161	05-10	8109118	01-34	8120251	05-07	8123327	01-26	8127202	05-09
8023100	09-11	8100117	01-27	8103165	02-15	8109119	05-17	8120256	01-11	8123381	06-02	8127204	02-11
8023130	09-11	8100118	01-34	8103166	01-13	8109121	05-11	8120257	01-25	8123386	06-02	8127205	02-14
8023160	09-11	8100119	05-17	8103167	01-27	8109126	01-13	8120258	01-33	8123387	06-03	8127206	01-12
8023170	09-11	8100121	05-10	8103211	05-10	8109127	01-28	8120259	05-16	8123401	05-08	8127207	01-26
8023220	09-11	8100126	01-13	8103215	02-15	8109128	01-34	8120321	05-07	8123406	01-12	8127208	01-34
8023230	09-11	8100127	01-27	8103216	01-13	8109129	05-17	8120326	01-11	8123407	01-26	8127209	05-17

**PART NUMBER
AND PAGE
REFERENCE
TABLE**

**PART NUMBER
AND PAGE
REFERENCE
TABLE**

P/n	Page	P/n	Page	P/n	Page	P/n	Page	P/n	Page	P/n	Page	P/n	Page
8127221	05-09	8130156	01-10	8140269	05-18	8149201	05-12	8156400	06-09	8199160	05-06	8220316	07-14
8127224	02-11	8130160	05-05	8140351	05-12	8149207	01-34	8156500	06-09	8199164	02-12	8220319	07-13
8127225	02-14	8130164	02-11	8140357	01-29	8149208	01-35	8172066	01-17	8199200	05-06	8222090	07-11
8127226	01-12	8130165	02-13	8140401	05-12	8149209	05-18	8172069	01-38	8199204	02-12	8222093	07-12
8127227	01-26	8130166	01-10	8140407	01-29	8149261	05-12	8172096	01-17	8199260	05-06	8222096	07-16
8127252	05-09	8130167	01-24	8140501	05-12	8149267	01-34	8172099	01-38	8199264	02-12	8222099	07-15
8127254	02-11	8130200	05-05	8140507	01-29	8149268	01-35	8172106	01-09	8220080	07-09	8222100	07-11
8127255	02-14	8130204	02-11	8141128	01-36	8149269	05-18	8172109	01-25	8220090	07-09	8222103	07-12
8127281	05-09	8130205	02-13	8141129	05-19	8149351	05-12	8172136	01-09	8220093	07-10	8222106	07-16
8127284	02-11	8130206	01-10	8141168	01-36	8149357	01-34	8172139	01-23	8220096	07-14	8222109	07-15
8127285	02-14	8130207	01-24	8141169	05-19	8149401	05-12	8172166	01-09	8220099	07-13	8222110	07-11
8127286	01-12	8130250	05-05	8141208	01-36	8149407	01-34	8172169	01-23	8220100	07-09	8222113	07-12
8127287	01-26	8130254	02-11	8141209	05-19	8149501	05-12	8172206	01-09	8220103	07-10	8222116	07-16
8127322	05-09	8130255	02-13	8141268	01-36	8149507	01-34	8172209	01-23	8220106	07-14	8222119	07-15
8127324	02-11	8130256	01-10	8141269	05-19	8150060	05-13	8172266	01-09	8220109	07-13	8222120	07-11
8127325	02-14	8130257	01-24	8143111	05-13	8150100	05-13	8172269	01-23	8220110	07-09	8222123	07-12
8127351	05-09	8130320	05-05	8143117	01-34	8150110	05-13	8172356	01-09	8220113	07-10	8222126	07-16
8127356	01-12	8130324	02-11	8143121	05-13	8150112	06-08	8172359	01-23	8220116	07-14	8222129	07-15
8127357	01-26	8130325	02-13	8143127	01-34	8150113	05-13	8172406	01-23	8220119	07-13	8222130	07-11
8127402	05-09	8130326	01-10	8143161	05-13	8150115	05-15	8172409	01-25	8220120	07-09	8222133	07-12
8127502	05-09	8130327	01-24	8143167	01-34	8150119	05-18	8172506	01-23	8220123	07-10	8222136	07-16
8127632	05-09	8130400	05-05	8143201	05-13	8150160	05-13	8172509	01-25	8220126	07-14	8222139	07-15
8129141	05-08	8130406	01-10	8143207	01-34	8150162	06-08	8172636	01-24	8220129	07-13	8222140	07-11
8129146	01-12	8130407	01-24	8143261	05-13	8150163	05-13	8172756	01-24	8220130	07-09	8222143	07-12
8129147	01-26	8130500	05-05	8143267	01-34	8150165	05-15	8172996	01-24	8220133	07-10	8222146	07-16
8129148	01-34	8130507	01-24	8143351	05-13	8150169	05-18	8173106	01-11	8220136	07-14	8222149	07-15
8129149	05-17	8130630	05-05	8143357	01-34	8150210	05-13	8173126	01-11	8220139	07-13	8222150	07-11
8129151	05-08	8130637	01-24	8143401	05-13	8150212	06-08	8173166	01-11	8220140	07-09	8222153	07-12
8129156	01-12	8134160	05-05	8143407	01-34	8150213	05-13	8173206	01-11	8220143	07-10	8222156	07-16
8129157	01-26	8134200	05-05	8143501	05-13	8150215	05-15	8173266	01-11	8220146	07-14	8222159	07-15
8129158	01-34	8134250	05-05	8143507	01-34	8150219	05-18	8175120	10-07	8220149	07-13	8222180	07-11
8129159	05-17	8134320	05-05	8144111	05-12	8150290	05-13	8175160	10-07	8220150	07-09	8222183	07-12
8129161	05-08	8139150	05-06	8144119	05-18	8150292	06-08	8175200	10-07	8220153	07-10	8222186	07-16
8129166	01-12	8139154	02-11	8144121	05-12	8150293	05-13	8175260	10-07	8220156	07-14	8222189	07-15
8129167	01-26	8139160	05-06	8144129	05-18	8150295	05-15	8175350	10-07	8220159	07-13	8222190	07-11
8129168	01-34	8139164	02-11	8144161	05-12	8150362	06-08	8175400	10-07	8220180	07-09	8222193	07-12
8129169	05-17	8139165	02-14	8144169	05-18	8150363	05-13	8175500	10-07	8220183	07-10	8222196	07-16
8129171	05-08	8139200	05-06	8144201	05-12	8150365	05-15	8176120	10-16	8220186	07-14	8222199	07-15
8129176	01-12	8139204	02-11	8144209	05-18	8150422	06-08	8176160	10-16	8220189	07-13	8222230	07-11
8129177	01-26	8139205	02-14	8144261	05-12	8150423	05-13	8176200	10-16	8220190	07-09	8222233	07-12
8129178	01-34	8139250	05-06	8144351	05-12	8150425	05-15	8176260	10-16	8220193	07-10	8222236	07-16
8129179	05-17	8139254	02-11	8144401	05-12	8150482	06-08	8176350	10-16	8220196	07-14	8222239	07-15
8129201	05-08	8139255	02-14	8144501	05-12	8150483	05-13	8176400	10-16	8220199	07-13	8222240	07-11
8129206	01-12	8139320	05-06	8147091	05-12	8150485	05-15	8176500	10-16	8220230	07-09	8222243	07-12
8129207	01-26	8139324	02-11	8147097	01-34	8154160	06-09	8177100	01-20	8220233	07-10	8222246	07-16
8129208	01-34	8139325	02-14	8147101	05-12	8154200	06-09	8177120	01-20	8220236	07-14	8222249	07-15
8129209	05-17	8140111	05-12	8147107	01-34	8154250	06-09	8177160	01-20	8220239	07-13	8222250	07-11
8129251	05-08	8140117	01-29	8147121	05-12	8154320	06-09	8177200	01-20	8220240	07-09	8222253	07-12
8129256	01-12	8140118	01-35	8147127	01-34	8154400	06-09	8177260	01-20	8220243	07-10	8222256	07-16
8129257	01-26	8140119	05-18	8147151	05-12	8154500	06-09	8177350	01-20	8220246	07-14	8222259	07-15
8129258	01-34	8140121	05-12	8147157	01-34	8154630	06-09	8177400	01-20	8220249	07-13	8222290	07-11
8129259	05-17	8140127	01-29	8147211	05-12	8155070	06-09	8177500	01-20	8220250	07-09	8222293	07-12
8129321	05-08	8140128	01-35	8147217	01-34	8155090	06-09	8189161	05-22	8220253	07-10	8222296	07-16
8129326	01-12	8140129	05-18	8149111	05-12	8155110	06-09	8189201	05-22	8220256	07-14	8222299	07-15
8129327	01-26	8140161	05-12	8149117	01-34	8155130	06-09	8189251	05-22	8220259	07-13	8222300	07-11
8129401	05-08	8140167	01-29	8149118	01-35	8155160	06-09	8189321	05-22	8220290	07-09	8222303	07-12
8129406	01-12	8140168	01-35	8149119	05-18	8155210	06-09	8189401	05-22	8220293	07-10	8222306	07-16
8129407	01-26	8140169	05-18	8149121	05-12	8155290	06-09	8189501	05-22	8220296	07-14	8222309	07-15
8129501	05-08	8140201	05-12	8149127	01-34	8155360	06-09	8189631	05-22	8220299	07-13	8222310	07-11
8129507	01-26	8140207	01-29	8149128	01-35	8155420	06-09	8194120	05-05	8220300	07-09	8222313	07-12
8129631	05-08	8140208	01-35	8149129	05-18	8155480	06-09	8194160	05-05	8220303	07-10	8222316	07-16
8129637	01-26	8140209	05-18	8149161	05-12	8156160	06-09	8194200	05-05	8220306	07-14	8222319	07-15
8130150	05-05	8140261	05-12	8149167	01-34	8156200	06-09	8194260	05-05	8220309	07-13	8240100	07-10
8130154	02-11	8140267	01-29	8149168	01-35	8156260	06-09	8199120	05-06	8220310	07-09	8240103	07-10
8130155	02-13	8140268	01-35	8149169	05-18	8156350	06-09	8199124	02-12	8220313	07-10	8240106	07-14

P/n	Page	P/n	Page	P/n	Page	P/n	Page	P/n	Page	P/n	Page	P/n	Page
8240109	07-14	8242180	07-11	8275139	07-20	8801250	06-10	8820130	06-11	8832300	06-07	71401692	05-15
8240110	07-10	8242183	07-12	8275160	07-18	8801258	06-17	8820160	06-11	8833080	06-05	71401696	01-15
8240113	07-10	8242186	07-16	8275169	07-20	8801259	06-16	8820170	06-11	8833086	06-05	71402092	05-15
8240116	07-14	8242189	07-15	8275210	07-18	8801320	06-10	8820180	06-11	8833087	06-06	71402096	01-15
8240119	07-14	8242190	07-11	8275219	07-20	8801328	06-17	8820210	06-11	8833100	06-05	71402692	05-15
8240120	07-10	8242193	07-12	8275290	07-18	8801329	06-16	8820290	06-11	8833106	06-05	71402696	01-15
8240123	07-10	8242196	07-16	8275299	07-20	8801400	06-10	8820360	06-11	8833107	06-06	71403592	05-15
8240126	07-14	8242199	07-15	8275360	07-18	8801409	06-16	8820420	06-11	8833120	06-05	71403596	01-15
8240129	07-14	8242230	07-11	8275369	07-20	8801500	06-10	8820480	06-11	8833126	06-05	71404092	05-15
8240130	07-10	8242233	07-12	8275420	07-18	8801630	06-10	8821110	06-11	8833127	06-06	71405092	05-15
8240133	07-10	8242236	07-16	8275429	07-20	8802160	06-10	8821160	06-11	8833140	06-05	81071173	01-28
8240136	07-14	8242239	07-15	8280169	08-05	8802168	06-17	8821210	06-11	8833146	06-05	81071573	01-28
8240139	07-14	8242240	07-11	8280209	08-05	8802169	06-16	8821290	06-11	8833147	06-06	81071673	01-28
8240140	07-10	8242243	07-12	8280259	08-05	8802200	06-10	8821360	06-11	8833160	06-05	81072173	01-28
8240143	07-10	8242246	07-16	8280329	08-05	8802208	06-17	8821480	06-11	8833166	06-05	81271573	01-26
8240146	07-14	8242249	07-15	8280409	08-05	8802209	06-16	8822160	06-12	8833167	06-06	81271673	01-26
8240149	07-14	8242250	07-11	8280509	08-05	8802260	06-10	8822200	06-12	8833180	06-05	81272073	01-26
8240150	07-10	8242253	07-12	8280609	08-05	8802268	06-17	8822250	06-12	8833186	06-05	81272273	01-26
8240153	07-10	8242256	07-16	8280639	08-05	8802269	06-16	8822320	06-12	8833187	06-06		
8240156	07-14	8242259	07-15	8320169	05-20	8802350	06-10	8822400	06-12	8833200	06-07		
8240159	07-14	8260160	07-07	8320209	05-20	8802359	06-16	8822500	06-12	8833340	06-07		
8240180	07-10	8260169	07-08	8320259	05-20	8802400	06-10	8823090	06-12	8834160	01-43		
8240183	07-10	8260200	07-07	8320329	05-20	8802500	06-10	8823110	06-12	8834200	01-43		
8240186	07-14	8260209	07-08	8320409	05-20	8803160	06-10	8823130	06-12	8834260	01-43		
8240189	07-14	8260250	07-07	8320509	05-20	8803169	05-15	8823160	06-12	8834350	01-43		
8240190	07-10	8260259	07-08	8320639	05-20	8803200	06-10	8823210	06-12	8834400	01-43		
8240193	07-10	8260320	07-07	8382129	05-21	8803209	05-15	8823260	06-12	8834500	01-43		
8240196	07-14	8260329	07-08	8382169	05-21	8803260	06-10	8823290	06-12	8850160	06-19		
8240199	07-14	8260400	07-07	8382209	05-21	8803269	05-15	8823300	06-12	8850162	06-19		
8240230	07-10	8260409	07-08	8382269	05-21	8803350	06-10	8823360	06-12	8850200	06-19		
8240233	07-10	8261160	07-17	8385129	05-21	8803359	05-15	8823400	06-12	8850202	06-19		
8240236	07-14	8261169	07-19	8385169	05-21	8803400	06-10	8823420	06-12	8850260	06-19		
8240239	07-14	8261200	07-17	8385209	05-21	8803409	05-15	8823480	06-12	8850262	06-19		
8240240	07-10	8261209	07-19	8385269	05-21	8803500	06-10	8824100	06-13	8850350	06-19		
8240243	07-10	8261250	07-17	8420160	01-45	8803509	05-15	8824110	06-13	8850352	06-19		
8240246	07-14	8261259	07-19	8420170	01-45	8810070	06-11	8824120	06-13	8850402	06-19		
8240249	07-14	8261320	07-17	8420200	01-45	8810080	06-11	8824130	06-13	8850502	06-19		
8240250	07-10	8261329	07-19	8420250	01-45	8810090	06-11	8824160	06-13	8852160	06-14		
8240253	07-10	8261400	07-17	8440120	01-45	8810110	06-11	8824200	06-13	8852161	06-14		
8240256	07-14	8261409	07-19	8440160	01-45	8810120	06-11	8824350	06-13	8852200	06-14		
8240259	07-14	8261500	07-17	8440180	01-45	8810130	06-11	8824400	06-13	8852201	06-14		
8242100	07-11	8261509	07-19	8440200	01-45	8810150	06-11	8824500	06-13	8852250	06-14		
8242103	07-12	8270120	07-07	8800070	06-10	8810160	06-11	8825160	06-13	8852251	06-14		
8242106	07-16	8270129	07-08	8800090	06-10	8810210	06-11	8825200	06-13	8852320	06-14		
8242109	07-15	8270160	07-07	8800110	06-10	8810290	06-11	8825220	06-13	8852321	06-14		
8242110	07-11	8270169	07-08	8800119	06-16	8810360	06-11	8825240	06-13	8852400	06-14		
8242113	07-12	8270200	07-07	8800130	06-10	8810420	06-11	8825250	06-13	8852401	06-14		
8242116	07-16	8270209	07-08	8800139	06-16	8811070	06-12	8825270	06-13	8853060	06-19		
8242119	07-15	8270260	07-07	8800160	06-10	8811090	06-12	8825280	06-13	8853100	06-19		
8242120	07-11	8270269	07-08	8800169	06-16	8811110	06-12	8825320	06-13	8853120	06-19		
8242123	07-12	8270350	07-07	8800210	06-10	8811160	06-12	8825360	06-13	8853160	06-19		
8242126	07-16	8270359	07-08	8800219	06-16	8811210	06-12	8825380	06-13	8853200	06-19		
8242129	07-15	8271160	07-18	8800290	06-10	8811290	06-12	8825400	06-13	8853260	06-19		
8242130	07-11	8271169	07-20	8800299	06-16	8811360	06-12	8825480	06-12	8853350	06-19		
8242133	07-12	8271200	07-18	8800360	06-10	8811480	06-12	8825500	06-12	8853400	06-19		
8242136	07-16	8271209	07-20	8800369	06-16	8812160	06-12	8825520	06-12	8853500	06-19		
8242139	07-15	8271260	07-18	8800420	06-10	8812200	06-12	8825600	06-12	8853630	06-19		
8242140	07-11	8271269	07-20	8800480	06-10	8812250	06-12	8825630	06-12	71201696	01-14		
8242143	07-12	8271350	07-18	8801120	06-10	8812320	06-12	8826120	06-13	71201796	01-14		
8242146	07-16	8271359	07-20	8801160	06-10	8812400	06-12	8826160	06-13	71202096	01-14		
8242149	07-15	8271400	07-18	8801168	06-17	8812500	06-12	8826200	06-13	71202596	01-14		
8242150	07-11	8271409	07-20	8801169	06-16	8812630	06-12	8826260	06-13	71203296	01-14		
8242153	07-12	8275110	07-18	8801200	06-10	8820090	06-11	8832080	06-07	71204096	01-14		
8242156	07-16	8275119	07-20	8801208	06-17	8820110	06-11	8832120	06-07	71401292	05-15		
8242159	07-15	8275130	07-18	8801209	06-16	8820120	06-11	8832180	06-07	71401296	01-15		

**PART NUMBER
AND PAGE
REFERENCE
TABLE**

ANAMET GROUP WORLD WIDE ADDRESSES

The headquarter of Anamet is Anamet Inc. in USA. With factories in USA, Canada and Europe the Anamet Group is a global organisation. In the field of sales & marketing Anamet Electrical Inc. is responsible for the USA and sells in North America, Anamet Canada is responsible for the sales in Canada and Anamet Europe B.V. is responsible for Europe. The programs of the each group member is in some ways different. For that reason all inquiries, with products from this catalogue, for outside North America and Canada are handled by Anamet Europe B.V.. These inquiries should be addressed to the export department of Anamet Europe B.V. who will take care of the follow up.

The addresses are:

Manufacturing plant and sales USA:

ANAMET ELECTRICAL INC.
1000 BROADWAY AVENUE EAST
P.O. BOX 39
MATTOON, ILLINOIS,
UNITED STATES, 61938-0039

Tel.: +01 800 230 3718
Fax: +01 217 234 8856

Website: www.anacondasealite.com



Manufacturing plant and sales Canada:

ANAMET CANADA INC.
36 Wolfe St.
PO Box 240
FRANKFORD, ONTARIO,
CANADA K0K 2C0

Tel.: +01 613 398 1313
Fax: +01 613 398 6262

Website: www.anametcanada.com



Manufacturing plant and sales Europe and Export:

ANAMET EUROPE B.V.
TRANSFORMATORWEG 30
1014 AK AMSTERDAM
P.O. BOX 8155
1005 AD AMSTERDAM
THE NETHERLANDS

Tel.: +31 (0)20 586 3586
Fax: +31 (0)20 688 1126

Website: www.anamet.nl



ANAMET
WORLDWIDE



ANAMET EUROPE B.V.
Transformatorweg 30
NL-1014 AK Amsterdam
Tel.: +31 20 - 586 3 586
Fax.: +31 20 - 688 1 126
Email: sales@anamet.nl
Website: www.anamet.nl