

DETA



Essentials

Product Catalogue 2014

Metal Boxes Dry Lining Boxes Cable Ventilation Safety Alarms

Vimark Metalclad RCDs Lighting Conduit Tube and Accessories Electrosparcs

WELCOME TO THE DETA ESSENTIALS CATALOGUE

Deta Electrical offer a range of essential products required for every day installations that complement our extensive range of Wiring Accessories. Inside you will find a clear and concise description of our products, so selecting the appropriate product for the job could not be simpler.

Sales Support

Whether you're a wholesaler, contractor, engineer, specifier or end user, our nationwide team of sales staff is on hand to help you with product selection and any other queries you may have.

Technical Support

If you need product application or installation advice, call our Technical Support Line. A team of dedicated engineers are permanently on hand to help answer your queries. In addition, Technical Support is available on-line where Data Sheets and instructions can be found.

Marketing Support

A comprehensive suite of paper-based and electronic publications is available. Additionally, we may be able to assist you with your own promotional leaflet by providing illustrations and product files.

For more information on **DETA'S** electronic publication, please visit our website at **www.detaelectrical.co.uk**

Useful Numbers

Sales Hotline +44 (0)1582 544 544


Sales Fax +44 (0)1582 544 545

Export Hotline +44 (0)1582 544 540

Technical Hotline +44 (0)1582 544 548

Email: sales@detaelectrical.co.uk

www.detaelectrical.co.uk



Quality Assured

Deta's quality management system ensures a high commitment to our relationships with our customers and suppliers, to delivering quality products to the market and the continual improvement of our business. Our ISO 9001:2008 Quality Management System is certified by LRQA who are accredited by UKAS.

DETA Quality Management

As a responsible supplier, Deta is committed to reducing our impact on the environment through continual improvement of our business activities. Our ISO 14001:2004 Environmental Management System is certified by LRQA who are accredited by UKAS.



CONTENTS

Boxes	6-9	Metalclad	36-39
Dry Lining Boxes	7	Socket Outlets	37
Metal Boxes	8	Plate Switches	37
Junction Boxes	8	Connection Units	38
Moulded Boxes	9	Double Pole Switches	38
Connector Boxes	9	Data Plate and Back Boxes	39
Earthing Box	9		
Ceiling Accessories	10-13	RCD Sockets	40-41
Pendants and Ceiling Rose	11	RCD Socket Outlets	41
Battens and Lampholders	11		
Pendant and Batten with Decorators Cover	12	Interior Lighting	42-49
Ceiling Switches	12	LED Dimmer Switches	44
Safety Pendant and Battens	13	LED Fire Rated Downlight	45
		CFL Low Energy Fire Rated Downlight	47
		Mains Voltage Fire Rated Downlight	48
		Bathroom Lighting	49
Electrospares	14-19		
Plugs	15	Exterior Lighting	50-57
Leads and Trailing Sockets	16	Lanterns	51
Adaptors and Connectors	17	Wall Lights	52
Door Bell	18	Bulkhead and PIR	53
Bell Transformers	18	Street Lighting Isolators	54
Low Voltage Transformer	18	Photocells	55
PVC Tape	19	Halogen Floodlights	56
Telephone and TV Accessories	19	LED Floodlights	57
Cable	20-23	Ventilation and Hand Dryers	58-63
Co-axial and Satellite Cable	21	Axial Fan	59
Alarm and Telephone Cable	22	Centrifugal Fan	60
Data Cable and Speaker Flex	23	Low Voltage Fans	60
		Shower Fans	61
		Flexible Ducting, Fixing Kits and External Grille	62
		Hand Dryers	63
VIMARK	24-31		
Socket Outlets	25	Safety Alarms	64-67
Round Pin Sockets	26	Smoke / Heat Alarms	65
Architrave Switches	26	Carbon Monoxide Alarms	67
Plate Switches and Dimmer Switches	27		
20A and 45A Double Pole Switches	28	DETA TTE	68-78
Connection Units	29	Class 4 Galvanised Conduit Tube	69
Blank and Flex Connection Plates	29	Conduit Tube	70
Shaver Socket	30	Boxes (Malleable)	72
Telephone Outlets	30	Couplers and Bends	74
TV/Co-Axial Outlets and Data Plates	31	Covers, Nipples and Adaptors	75
		Bushes, Locknuts and Lockrings	76
		Saddles and Crampets	77
		Adaptable Boxes	78
Lounge Plates and Modules	32-35		
Data Plates and Lounge Plate	33		
Modules	34		
USB Charging Module	35		
Power Modules	35		

NEW PRODUCTS

LED Dimming



Deta is pleased to offer a solution for dimming LED lamps.

Deta LED dimmers are optimised to control our dimmable LED Fire Rated Downlights. They can also control mains voltage and low voltage lamps, as well as other leading brands of dimmable LED lamps, with minimal re-programming.

With LED dimmers available in our Slimline, Decorative and Flatplate ranges, they complement any décor as well as matching the finishes of our downlights.

See page 44

LED Floodlights

Meeting the need to lower energy costs, Deta is now offering a range of 10W and 30W LED Floodlights, in both standard and PIR versions.

These floodlights use a daylight colour (6000K) LED chip which is rated for over 50,000 hours (over 11 years on 12h/365 day operation).

To provide even greater control, the PIR's have a detection range of 8-10m and angle of 120°.

See page 57



New Exterior lighting



To complement our exterior lighting offer, Deta introduces a range of modern stainless steel exterior wall lights to enhance any outdoor space.

These fittings can be fitted with tungsten halogen or LED GU10 lamps.


See page 52

Shotgun Cable

Deta now offers Twin Satellite Cable (Shotgun Cable) for installations such as SKY HD or SKY+.

- Shotgun Cable is two identical coaxial cables joined together
- Installations such as Sky+ or Sky HD require two cables for the signal from the satellite dish to the Sky box. Having the two cables joined together makes for a quicker and easier installation
- Two feeds allow for the simultaneous use of two different channels (one can be recording whilst the other is being viewed or recorded).

See page 21



USB Modules



Due to the increasing usage of portable electronic devices such as Touchscreen Tablets and Smartphones etc. Deta is pleased to announce the launch of our USB charging module available in both black and white.

These modules are sold separately and fit perfectly into data plates allowing them to match our Wiring Accessory ranges.

See page 35



Isolators for Street Lighting

Deta is introducing a range of street lighting isolators, manufactured by Lucy Zodion.

These are manufactured from high quality engineering thermoplastics, which make them the ideal choice to withstand heavy use in demanding locations.

See page 54



BOXES

DETA BOXES are a range of dry lining, metal and moulded boxes all of which have been manufactured to meet their required British Standard and to make installation as easy as possible.



Dry Lining Boxes

- ABS dry lining box with adjustable lugs
- Suitable for plaster board thickness of 4-20mm
- In compliance with BS 5733
- 25-year guarantee

DB2540 1 gang 35mm deep

DB2541 2 gang 35mm deep

DB2542 1 gang 46mm deep

DB2543 2 gang 46mm deep

DB2544 Round 34mm deep, 63mm diameter (excluding lip) including 'dual knockout' feature - for use with round ceiling accessories and smoke alarms

DB2545 Dual 1 gang, 35mm deep - for two 1 gang accessories

DB2546 2+1 gang 35mm deep



DB2540



DB2541



DB2544



DB2545



DB2546

Dry Lining Boxes for Flatplate

- Unique design allows flush fitting of Deta Flatplate products
- ABS dry lining box with adjustable lugs
- Suitable for plaster board thickness of 4-20mm
- In compliance with BS 5733
- 25-year guarantee

DB2547 1 gang 35mm deep

DB2548 2 gang 35mm deep



DB2547



DB2548

Dry Lining Boxes

Cut outs

1g	75x75mm
2g	135x75mm
dual	161x75mm
2+1g	221x75mm
round	Dia: 63mm

Metal Boxes

- Adjustable lug
- DB152 and DB169 have 16mm knockouts
- 25mm deep boxes have 20mm knockouts
- 35mm and 47mm deep boxes have 20mm and 25mm knockouts
- In compliance with BS 4662
- 25-year guarantee

DB152 1 gang 16mm deep - oval entry

DB162 1 gang 25mm deep

DB163 2 gang 25mm deep

DB164 1 gang 35mm deep

DB165 2 gang 35mm deep

DB166 Dual 35mm deep - for two 1 gang accessories

DB167 1 gang 47mm deep

DB168 2 gang 47mm deep

DB169 1 gang 27mm architrave fixed lugs
- 16mm knockouts

DB170 2+1 gang 35mm deep

Longer Length Fixing Screws
SP0001CH 50mm length



DB152



DB163



DB164



DB166



DB167



DB169



DB170



SP0001CH

Junction Boxes

- Large brass terminals for easy access and greater cable capacity
- Additional cable breakout gives outer cable entry depth of up to 15mm
- Thicker base and cover for heavy duty use
- Selective cable entry
- 4 terminal version 71mm diameter
- Standard junction box diameter is 58mm
- 6 and 3 terminal version 90mm diameter
- 10-year guarantee

Standard

1504W 20A, 4 terminal - white

1504B 20A, 4 terminal - black



1504W



1504B

Heavy Duty

1502/HD 30A, 3 terminal - white

1502/BK 30A, 3 terminal - black

1501/HD 20A, 4 terminal - white

1501/BK 20A, 4 terminal - black

1503/HD 20A, 6 terminal - white



1502/HD



1502/BK



1501/HD



1501/BK



1503/HD

Moulded Boxes

- Urea moulded pattress boxes
- Square edge
- In compliance with BS 5733
- 25-year guarantee

- V1220E 1 gang 16mm deep with earth terminal
V1221 1 gang 25mm deep
V1222 1 gang 33mm deep

- V1223 2 gang 25mm deep
V1224 2 gang 33mm deep

- V1225 Dual 25mm deep - for two 1 gang accessories
V1226 Dual 33mm deep - for two 1 gang accessories

- V1228 1 gang 45mm deep
V1229 2 gang 45mm deep

- V1231 Single to twin conversion box - 25mm deep

- V1324 1 gang 16mm deep architrave with earth terminal
V1325 2 gang 16mm deep architrave with earth terminal



Connector Boxes

- Suitable for cable sizes up to 1.5mm²
- 1210 for use with a 5A and 15A connector strip (Cat No. 1202P and 1203P respectively)
- Lid fixing screw supplied

- 1210 Connector box 16A - with flex cord grip
1212 Connector box 16A - with connector strip and cord grip



Earthing Box

- 1220 Earthing box



CEILING ACCESSORIES

DETA CEILING ACCESSORIES offer a wealth of features to ensure that installation is fast and effortless.

The Safety Lampholder has a unique shutter action which ensures that when a lamp is removed the contact pins are retracted and shielded making them inaccessible to touch.

Deta's new pendant has an additional cover that clips in place shielding any live wires.

This additional cover makes the pendant safe when decorators are painting right up to the ceiling rose. If paint splashes over the clip on cover, the outer cover simply screws on hiding any untidy paint work.

All **DETA CEILING ACCESSORIES** are guaranteed for 10-years.



Ceiling Accessories

Pendants and Ceiling Rose

- T2 rated lampholders
- 3 terminals in ceiling rose
- In compliance with BS EN 60598-1, BS 67
- 10-year guarantee

6" Pendant Sets

- V1280 6" flex, T2 rated (white base)
105/6C 6" flex, T2 rated (clear base)

9" Pendant Sets

- V1283 9" flex, T2 rated (white base)

Ceiling Rose

- V1299 Ceiling rose with 3 in-line terminals and earth terminals



V1299

V1280

Battens

- T2 rated lampholders
- 3 terminals in ceiling rose
- In compliance with BS EN 61184, BS 67
- 10-year guarantee

- V1285T2 Straight batten holder - home office skirt
V1279 Straight batten holder - home office skirt
- with clear ceiling rose base

- V1290T2 Angled batten holder - home office skirt
97/HO/T2 Angled batten holder - home office skirt
- with clear ceiling rose base



V1285T2

V1279

V1290T2

97/HO/T2

Lampholders

- T2 rated lampholders
- In compliance with BS EN 61184
- 10-year guarantee

- 91/W/T2 Lampholder - long skirt T2
91/WSS/T2 Lampholder - short skirt T2



91/WSS/T2

Ceiling Accessories

Pendant and Batten with Decorators Cover

- T2 Rated
- Decorator Safety Cover
- In compliance with BS EN
- 10-year guarantee

Pendant Sets

V1278 6" flex, T2 rated - decorators paint cover

Batten Holder

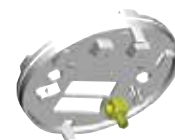
V1289 Straight batten holder - home office skirt with decorators paint cover




V1289




V1278



Paint cover protects decorators when working near live products



Screw on cover hides paint cover



Ceiling Switches

- 1.5m cord drop
- In compliance with BS EN 60669-1
- 10-year guarantee

Pullcord

V1297 10A 2-way
V1298 45A DP with neon



V1297



V1298

Ceiling Accessories

Safety Pendant and Battens

- Retractable pins when lamp is removed ensuring safety
- T2 rated
- B22 bayonet lampholders
- 3 terminals
- In compliance with BS EN 61184
- 10-year guarantee

Pendant Sets

S105/6T2 6" safety pendant

Batten Holders

S96/HO/T2 Enclosed batten holder
- straight home office skirt

S97/HO/T2 Enclosed batten holder
- angled V1289 home office skirt



S96/HO/T2

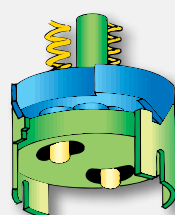
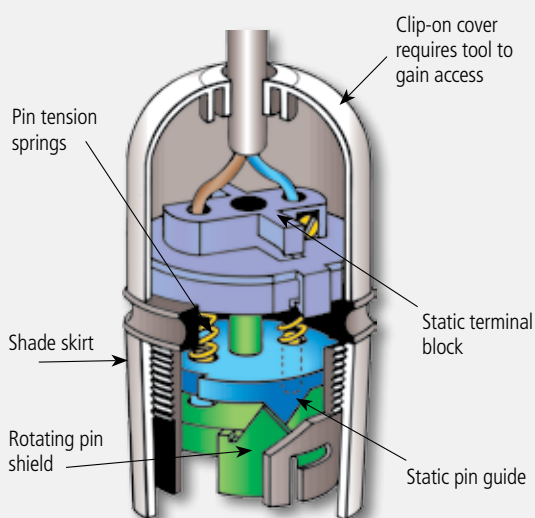


S97/HO/T2

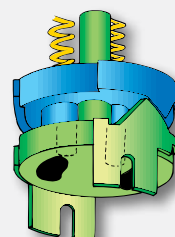


S105/6T2

Product Features



Mechanism with
lamp inserted



Mechanism with
lamp removed

ELECTROSPARES

DETA ELECTROSPARES offer a selection of ancillary products to assist in your day to day installations including PVC tape, plugtops, extension leads, connector strips and lots more.



Plugs

Standard Plugs

- In compliance with BS 1363
- NEMKO licensed
- Screwless cord grip

188G1W 13A plug, fused at 13A - white
188G1B 13A plug, fused at 13A - black

188G3W 13A plug, fused at 3A - white
188G3B 13A plug, fused at 3A - black

188G5W 13A plug, fused at 5A - white
188G5B 13A plug, fused at 5A - black



188G1B / 188G3B

Tough Plug

- In compliance with BS 1363/A
- NEMKO licensed
- Screwless cord grip
- Made from nylon

188R1W 13A resilient plug, fused at 13A - white
188R1B 13A resilient plug, fused at 13A - black

188R3W 13A resilient plug, fused at 3A - white
188R3B 13A resilient plug, fused at 3A - black



188R1B / 188R3B

Round Pin Plug

- In compliance with BS 546
- Unfused plug

185 2A round pin plug, unfused
187 5A round pin plug, unfused
189 15A round pin plug, unfused



185

187

189

Leads and Trailing Sockets

Extension Leads

- In compliance with BS 1363-2
- Shuttered socket outlets with flex and grip
- 4-way multi-sockets have wall mounting facility

C3801 Twin 13A unfused socket, white with 2m of flex
- 2m x 1.25mm² 3 core flex

C3812 4-way 13A unfused socket, white with 1m of flex
- 1m x 1.25mm² 3 core flex
- Neon indicator

C3813 4-way 13A unfused socket, white with 2m of flex
- 2m x 1.25mm² 3 core flex
- Neon indicator

C3814 4-way 13A unfused socket, white with 3m of flex
- 3m x 1.25mm² 3 core flex
- Neon indicator



C3801



C3812



C3813



C3814

Trailing Sockets

- In compliance with BS 1363/A
- Rough service shuttered socket outlets
- 4-way multi-sockets have wall mounting facility

191RSW Single 13A rubber socket - white
191RSB Single 13A rubber socket - black

191RTW Twin 13A rubber socket - white
191RTB Twin 13A rubber socket - black

C3701 Twin 13A nylon socket
- White

C3711 4-way 13A fused nylon socket
- 13A fuse to BS 1362
- Neon indicator
- White

C3712 4-way 13A unfused nylon socket
- 13A fuse to BS 1362
- Neon Indicator
- White

C3712BK 4-way 13A unfused nylon socket
- 13A fuse to BS 1362
- Neon Indicator
- Black



191RSW



191RSB



191RTW



191RTB



C3701



C3711



C3712



C3711

Adaptors and Connectors

Adaptors

- In compliance with BS 1363-3 where applicable
- Earth-pin-operated shuttered socket outlets

- 84 13A unfused 2-way adaptor
- 84F 13A fused 2-way adaptor - 13A fuse to BS 1362
- 85F 13A fused 3-way adaptor - 13A fuse to BS 1362
- 87F 1A fused shaver socket
- ASTA licensed
- 1A fuse to BS 646
- 82 13A plug to continental socket adaptor
- Converts CEE7 (16A) 2-pin plug to BS 1363 13A plug
- 81 Continental plug to UK 13A socket adaptor
- Strictly not for UK use
- Converts BS 1363 to CEE7 (10/16A)
2-pin plug with earth
- Maximum load 5A
- 78 B22 lamp cap to ES lampholder adaptor



Flex Connectors

- In compliance with BS 5733


- 793/10 10A 2 pin male / female connector
- 794/10 10A 3 pin male / female connector
- 795 5A 2 terminal through connector
- 796 13A 3 terminal through connector



Connector Strip

- 12 way connector strip

- 1201/P 3A
- 1202/P 5A
- 1203/P 15A
- 1204/P 30A
- 1205/P 60A



Accessories

Door Bell

- Door bell and push
- 240V mains voltage
- Needs wire between door bell and bell push
- 2 tone
- 2-year guarantee

C3500 Door bell and bell push



C3500

Bell Transformers

- In compliance with EN 60742
- Double insulated

- 911 Heavy-duty transformer
12 Volt, 1.5 Amp
Dimensions h:110 x w:53 x d:60mm
- 913 Light-duty transformer
8 Volt, 1 Amp
Dimensions h:110 x w:36 x d:65mm



911



913

Low Voltage Transformer

- Dimmable with most resistive and inductive dimmers
- Supplied with 250mm input and output cables
- Case shaped for through hole or surface mount installation
- Resettable thermal, short circuit and overload protection
- Soft Start for prolonged lamp life
- 5-year guarantee

LTR60 60VA Transformer
- Resettable thermal protection



LTR60

Accessories

PVC Tape

- 33m length
- In compliance with BS 3924
- Supplied cellophane wrapped on cardboard reels in sleeves of 10
- 19mm wide

383BK	Black
383WH	White
383YE	Yellow
383RD	Red
383BU	Blue
383GY	Green/Yellow
383BR	Brown
383GRY	Grey



383

Telephone and TV Accessories

1920	Plastic IDC insert tool
1923	2-way internal telephone cable junction box
3250	Metal co-axial plug, female
3253	Metal co-axial plug, male

1920



1923



3250



3253



Press and Pull Cord Switches

- 1-year guarantee

1855W	2A Press switch with cap
1857	2A Pull cord switch

1855W



CABLE

DETA CABLE offer a wide range of data, co-axial and satellite cables, as well as alarm and telephone cable. Our CT100 cable is approved and certified to the CAI benchmark standard.



Co-axial and Satellite Cable

Satellite Cable

- 100m and 250m reels
- High performance, low loss
- CAI approved version
- Black sheath

RG6 Satellite Cable

- 532B RG6 1/1.0mm conductor low-loss semi-air-spaced satellite down lead, 75Ω
- 100m reel

Satellite Cable

- 534B DT100 co-axial cable, for digital/satellite connection and high speed data transfer
- 100m reel

- 534B/250 DT100 co-axial cable
- 250m reel

- 536B/250 DT100 shotgun co-axial cable
- 250m reel

CAI Approved Satellite Cable

- 535B CAI Approved CT100 co-axial cable
- 100m reel

- 535B/250 CAI Approved CT100 co-axial cable
- 250m reel



532B



534



536B/250



RG59 CCTV Co-Axial Cable

- TV down lead and CCTV applications
- 100m reel
- Low loss

- 533 RG59 CCTV co-axial cable, 75Ω
- 100m reel



533

Alarm and Telephone Cable


Alarm Cable

- 100m reel
- White sheath


- 630W 4 core alarm cable
- Colour coded red, blue, yellow, black
- 631W 6 core alarm cable
- Colour coded red, blue, yellow, black, white, green
- 632W 8 core alarm cable
- Colour coded red, blue, yellow, black, white, green, orange, brown



630W



631W




632W

Telephone Cable

- 100m reels
- Complies with CW1308
- White sheath


- 1902/2 2 pair - CW1308
- 1902/3 3 pair - CW1308
- 1902/4 4 pair - CW1308
- 1902/6 6 pair - CW1308
- 1902/10 10 pair - CW1308




1902/2




1902/3



1902/4



1902/6




1902/10

Data Cable and Speaker Flex


Data Cable

- 305m pull box
- In compliance with TIA/EIA 568-B
- Copper conductor

- 542 Cat 5e solid unshielded twisted pair
544 Cat 5e solid unshielded twisted pair
- Low smoke, zero halogen (LSZH) purple
- 550 Cat 6 solid unshielded twisted pair
551 Cat 6 solid unshielded twisted pair
- Low smoke, zero halogen (LSZH) purple



542



550

CABLE

Speaker Flex/ Bell Wire

- 100m reels

- 218/W Speaker flex, 13 strands - white
218/G Speaker flex, 13 strands - grey
215/W Speaker flex, 42 strands - white
214/W Speaker flex, 79 strands - white
- 218/X White bell wire



218/W



218/G



218/X



VIMARK

DETA VIMARK is an acclaimed range of high quality moulded white wiring accessories which has become well established over the last 21 years with proven quality and value.

Offering a comprehensive range of products, **DETA VIMARK** is not only suitable for new houses where a conventional look is desirable, but for retrofit in older installations.

Naturally all products in this range are equally "at home" in commercial and industrial environments, where functionality and reliability are major considerations.

DETA VIMARK products are backed by a 10-year guarantee.



Vimark

Socket Outlets - Single Pole

- Twin brass earth terminals on 2 gang switched sockets
- Red flagged switch indicator
- All 13A sockets comply with BS 1363: Part 2
- 10-year guarantee

13 Amp Unswitched

V1206 1 gang unswitched

V1208 2 gang unswitched

13 Amp Single Pole

V1207R 1 gang switched - recessed switch

V1207S 1 gang switched - standard switch

V1209R 2 gang switched - recessed switch

V1209S 2 gang switched - standard switch



V1206



V1207R



V1207S



V1208



V1209R



V1209S

Socket Outlets - Double Pole

- Double pole switches
- Twin brass earth terminals on 2 gang switched sockets
- Red flagged switch indicator
- All 13A sockets comply with BS 1363: Part 2
- 10-year guarantee

13 Amp Double Pole

V1207SDP 1 gang switched

V1207DPP 1 gang switched with neon

V1209SDP 2 gang switched

V1209DPP 2 gang switched with neons

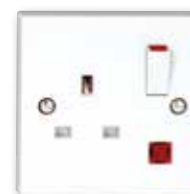
Back Boxes

Minimum recommended depth

	flush 25mm	dry lining 35mm	surface 25mm
1g	DB162	DB2540	V1221
2g	DB163	DB2541	V1223



V1207SDP



V1207DPP



V1209SDP



V1209DPP

Vimark

Round Pin Sockets


- Earth pin operated safety shutters
- In compliance with BS 546
- 10-year guarantee

Round Pin


V1330 2A unswitched
V1331 5A unswitched
V1332 15A unswitched



V1330



V1331



V1332

Back Boxes

Minimum recommended depth

	flush 25mm	dry lining 35mm	surface 25mm
1g	DB162	DB2540	V1221

Architrave Switches

- In compliance with EN 60669-1
- 10-year guarantee

10 Amp

V1321 1 gang 2-way
V1322 2 gang 2-way
V1323 1 gang press switch - 2-way, marked 'press'
V1326 1 gang architrave blank

Back Boxes

Minimum recommended depth

	flush 27mm	dry lining 35mm	surface 16mm
1g	DB169	N/A	V1324
2g	N/A	N/A	V1325



V1321



V1322



V1323



V1326

Vimark

Plate Switches

- All plate switches are X-rated and can be used for switching inductive or fluorescent loads without de-rating
- Optional cord outlet (V1247)
- In compliance with BS EN 60669-1
- 10-year guarantee

10 Amp

- V1202 1 gang 1-way
 V1203 1 gang 2-way
 V1204 2 gang 2-way
 V1205 3 gang 2-way
 V1244 4 gang 2-way
 V1245 6 gang 2-way
 V1246 Intermediate switch
 V1249 Press Switch - marked 'PRESS'
 V1249B Press Switch - marked with bell symbol


- V1247 3 pole fan isolator




V1203



V1204



V1244



V1245



V1249B



V1247

Back Boxes

Minimum recommended depth

	flush 16mm	dry lining 35mm	surface 16mm
1-3g	DB152	DB2540	V1220/E

	flush 25mm	dry lining 35mm	surface 25mm
4-6g	DB163	DB2541	V1223

Dimmer Switches

- Dimmers suitable for incandescent lamps and low voltage lighting
- Push on/push off dimmers are suitable for 2W circuits
- In compliance with BS EN 60669-2-1, BS55014-1, BS 55014-2
- 2-year guarantee

- V1253 1 gang 2-way push 60 - 400W
 - push on/off
 V1254 2 gang 2-way push 60 - 400W
 - push on/off



V1253



V1254

Back Boxes

Minimum recommended depth

	flush 35mm	dry lining 35mm	surface 35mm
V1253	DB164	DB2540	V1222
V1254	DB164	DB2540	V1222

Vimark

20A Double Pole Switches

- Red flagged switch indicator
- Engraving available to order
- Neon versions available
- Twin brass earth terminals
- Optional flex outlet
- In compliance with BS EN 60669-1
- 10-year guarantee

20 Amp


- V1213 1 gang switch
 V1213WH 1 gang switch, engraved with 'WATER HEATER'
 V1214 1 gang switch with neon
 V1214WH 1 gang switch with neon, engraved with 'WATER HEATER'

- V1218P Dual immersion heater changeover switch with neon (marked 'SINK' and 'BATH')

Back Boxes

Minimum recommended depth

	flush 35mm	dry lining 35mm	surface 35mm
1g	DB164	DB2540	V1222



V1213



V1213WH



V1214



V1214WH



V1218P

45A Double Pole Switches

- Red flagged switch indicator
- Engraving available to order
- Neon versions available
- Twin brass earth terminals
- In compliance with BS EN 60669-1 or BS 4177 part 4 as applicable
- 10-year guarantee

45 Amp

- V1300 1 gang switch
 V1300P 1 gang switch with neon
 V1301 1 gang tall switch
 V1301P 1 gang tall switch with neon

Cooker Control Units


- V1302 Cooker control unit with 13A switched socket
 V1302P Cooker control unit with 13A switched socket with neons

- V1217 Cooker cable outlet

Back Boxes

Minimum recommended depth

	flush 47mm	dry lining 46mm	surface 46mm
1g	DB167	DB2542	V1228
2g	DB168	DB2543	V1229



V1300




V1300P



V1301




V1301P



V1302



V1302P



V1217

Vimark

Connection Units

- Lockable fuse carrier for safety isolation
- Engraving available to order
- Neon versions available
- Captive fuse carrier
- Optional bottom flex outlet
- Twin brass earth terminals
- In compliance with BS 1363: Part 4
- 10-year guarantee


V1211 13A DP switched
V1212 13A DP switched with neon

V12103 3A unswitched
V1210P3 3A unswitched with neon
V121013 13A unswitched
V1210P13 13A unswitched with neon

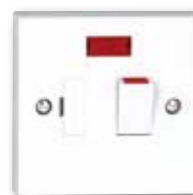
Back Boxes

Minimum recommended depth

	flush 25mm	dry lining 35mm	surface 25mm
1g	DB162	DB2540	V1221




V1211



V1212




V12103



V1210P3



V121013



V1210P13

Blank and Flex Connection Plates

- Dual terminals of live, neutral and earth
- In compliance with BS 5733 where applicable
- 10-year guarantee

V1200 1 gang blank plate
V1201 2 gang blank plate

V1215 20A flex connection plate
- central cord outlet with optional bottom entry
- three pairs of terminals
- cord grip

V1216 25A flex connection plate
- optional bottom entry
- three pairs of terminals
- cord grip

V1217 45A cooker cable outlet
- optional cord outlet
- three terminals

V1326 1 gang architrave blank



V1200



V1201



V1215



V1217

Back Boxes

Minimum recommended depth

	flush 25mm	dry lining 35mm	surface 25mm
1g	DB162	DB2540	V1221

Vimark

Shaver Socket

- Dual voltage outlet
- Neon indicator
- In compliance with BS 4573, BS 60742
- 2-year guarantee

V1305 Dual voltage shaver socket with pilot light



V1305

Back Boxes

Minimum recommended depth

	flush 47mm	dry lining 46mm
2g	DB168	DB2543

Telephone Outlets

- IDC terminals on UK version
- Screw terminals on RJ11
- Oftel approved to NS/G/23/L/100005
- 2-year guarantee

V1350 Master telephone outlet with screw terminals and pattress box
- surface mount
- size 67x67mm

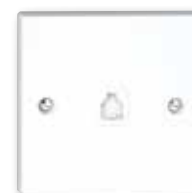
V1351 Secondary telephone outlet with screw terminals and pattress box
- surface mount
- size 67x67mm



V1350



V1352



V1354

V1352 Master telephone outlet with screw terminals
- flush mount

V1353 Secondary telephone outlet with screw terminals
- flush mount

V1354 RJ11 telephone outlet
- Irish and American applications

Back Boxes

Minimum recommended depth

	flush 16mm	dry lining 35mm	surface 16mm
1g	DB162	DB2540	V1221

Vimark

TV/Co-Axial Outlets and Data Plates

- Suitable for standard co-axial BS 3041 plugs
- 2-year guarantee

TV/Co-Axial Outlets

- V1264 Single flush isolated
 V1265 Twin TV/FM flush isolated
 V1266 TV/F type satellite flush fitting
 V1268 Single flush non-isolated
 V1340 TV/FM and satellite triplexer for connection



V1264



V1265



V1266



V1340

Data Plates

- V1362 2 module data plate
 V1364 4 module data plate



Back Boxes

Minimum recommended depth

	flush 25mm	dry lining 35mm	surface 25mm
1g	DB162	DB2540	V1221

LOUNGE PLATES AND MODULES

DETA LOUNGE PLATES bring power, telecom and audio visual outlets together into a single plate, creating a neat and tidy installation. This, together with a dedicated flush back box which has a divider between the mains voltage sockets and the extra low voltage modules, makes installation quick and easy.

The Lounge Plates have two 2gang 13A switched sockets and space for 6 modules allowing it to be configured to meet the installation needs.

Available in our Slimline, Decorative and Flatplate ranges, these plates will effortlessly merge into any décor.

A wide choice of modules including telephone, TV and data, are available in both white and black to meet the installation design needs.

Data Plates are also available in two and four module sizes where bespoke configurations are required.



Lounge Plates

- Top facing terminal screws
- Clear terminal markings
- Colour coded terminals
- Recessed earth bar
- Captive and backed out terminals
- Up to six single modules can be installed
- 25-year guarantee

Lounge Plate

1975WHW Slimline 4 gang 13A socket and 6 data module spaces

1975CH Decorative Chrome 4 gang 13A socket and 6 data module spaces

1975SC Decorative Satin Chrome 4 gang 13A socket and 6 data module spaces

8175CH Flatplate Chrome 4 gang 13A socket and 6 data module spaces

8175SC Flatplate Satin Chrome 4 gang 13A socket and 6 data module spaces



1975WHW

Back Box - Lounge Plate

	width	height	depth
DB184	250mm	192mm	40mm

LOUNGE PLATES
AND MODULES

Data Plates

- Suitable for Data or Power Modules, see next page
- 25-year guarantee

Data Plates

S1422 Slimline Two module

S1424 Slimline Four module

V1363 Vimark Two module

V1364 Vimark Four module

1970CH Decorative Two module

1971CH Decorative Four module

1970SC Decorative Two module

1971SC Decorative Four module

8187CH Flatplate Two module

8189CH Flatplate Four module

8187SC Flatplate Two module

8189SC Flatplate Four module

M1222 Metalclad Two module



M1222



S1422



S1424



S1342

Back Boxes - Data Plates
Depends on modules being used
minimum recommended depth

	flush 25mm	dry lining 35mm	surface 25mm
1g	DB162	DB2540	V1221
2g	DB163	DB2541	V1223

Data Plates Part M

S1492 Two module - grey

S1494 Four module - grey

Multi Plate

S1342 TV/FM DAB satellite x2 quadplexor outlet and 2 data modules spaces

Modules

• 2-year guarantee

Blanks

- S1425 Brush cable outlet - white
- S1428 Blank - 1/2 module - white
- S1429 Blank - 1 module - white

Telephone

- S1430 Master telephone - white
- S1431 Secondary telephone - white
- S1432 RJ11 telephone - white

Data

- S1433 RJ45 - white
- S1434 Cat 6 - white

TV

- S1435 Co-ax male - white
- S1436 Co-ax female "return" - white
- S1437 F type - white
- S1438 TV/FM DAB diplexer - white
- S1439 TV/FM DAB triplexer - white
- S1440 TV/FM DAB quadplexer - white
- S1441 HDMI - white

Modules also available in black.
Please add suffix BK to catalogue no. e.g. S1428BK



S1425



S1425BK



S1425 in a S1422

USB Charging Module

- Outlet for charging mobile phones, tablets etc.
- 2 outlets on module
- Each outlet rated at 1000mA
- Back box must be 35mm deep, Flatplate and Screwless require 45mm back box
- 2-year guarantee for modules

S1445 USB charging outlet
- 2x 1A - white

USB Modules also available in black.
Please add suffix BK to catalogue no. e.g. S1445BK



S1445



S1445BK

Power Modules

- Power Modules suitable for installing in Data Plates
- Back box must be 35mm deep, Flatplate and Screwless require 45mm back box
- 10-year guarantee for modules

S1446 13A socket - white
S1447 16A 250V German socket - white
S1448 15A 125V American socket - white
S1449 16A 250V French socket - white

Power Modules also available in black.
Please add suffix BK to catalogue no. e.g. S1446BK



S1446BK

Power Modules

Power Modules need to be installed in accordance with the current edition of the wiring regulations (BS7671 IEE Wiring Regulations).

ELV Modules and Power Modules must not be mixed in the same compartment.

METALCLAD

DETA METALCLAD has a striking appearance with frontplates that fit flush to the back box, gently curving rockers and discrete neon indicators.

DETA METALCLAD is designed to withstand everyday knocks and scrapes. The durable and tough finish is further enhanced by a superb protective coating to stand up to arduous duty in virtually any environment.

It is ideal for use in all commercial and light industrial applications such as workshops, factories, warehouses, laboratories and hospitals as well as domestic applications in lofts and garages.

Installation could not be simpler with funnel entry colour coded terminals and clear white markings. Earth terminals have been increased in size for extra capacity and the earth bar is recessed for additional safety.

20mm knockouts are provided on all sides and the rear of the back box and are flush to give a clean appearance.

DETA METALCLAD products are packaged with the installer in mind. Each product is supplied with the frontplate in its own packaging, allowing the product to remain undamaged until required at second fix.

Every product is supplied with its own back box, except blank plates.



Metalclad

Socket Outlets

- Complete with surface mounting box
- Top facing terminal screws
- Clear terminal markings
- Colour coded terminals
- Recessed earth bar
- Captive and backed out terminal screws
- 2 earth terminals on 2 gang sockets
- Red flagged switch indicator
- Only one size 4mm screwdriver needed
- Terminals have large lead-ins
- All 13A sockets comply with BS 1363: Part 2
- 25-year guarantee

13 Amp

M1206	1 gang unswitched
M1207DP	1 gang DP switched
M1208	2 gang unswitched
M1209DP	2 gang DP switched



M1206



M1207DP



M1208



M1209DP

Back Boxes

All knockouts are 20mm diameter

	Knockouts	
	sides	back
1g	5	1
2g	8	1

METALCLAD

Plate Switches

- All plate switches are X-rated and can be used for switching inductive or fluorescent loads without de-rating
- Complete with surface mounting box
- Clear terminal markings
- Captive and backed out terminal screws
- Only one size 4mm screwdriver needed
- Terminals have large lead-ins
- In compliance with BS EN 60669-1
- 25-year guarantee

10 Amp

M1203	1 gang 2-way
M1204	2 gang 2-way
M1205	3 gang 2-way



M1203



M1204



M1205

Back Boxes

All knockouts are 20mm diameter

	knockouts	
	sides	back
1g	5	1

Metalclad

Connection Units

- Lockable fuse carrier for safety isolation
- Captive fuse carrier
- Clear terminal markings
- Colour coded terminals
- Neon versions available
- Neon leads enclosed
- 2 earth terminals
- Captive and backed out terminals screws
- Terminals have large lead-ins
- In compliance with BS 1363: Part 4
- 25-year guarantee

13 Amp Fused

- M1210 Unswitched
M1210FL Unswitched with flex outlet
M1217 Unswitched with neon
- M1211 DP switched
M1211FL DP switched with flex outlet
M1212 DP switched with neon
M1212FL DP switched with flex outlet and neon



M1210



M1210FL



M1217



M1211



M1211FL



M1212



M1212FL

Double Pole Switches

- Complete with surface mounting box
- Clear terminal markings
- Colour coded terminals
- Recessed earth bar
- Red flagged switch indicator
- Neon versions available
- Neon leads enclosed
- 2 earth terminals
- Captive and backed out terminal screws
- Terminals have large lead-ins
- In compliance with BS EN 60669-1
- 25-year guarantee

20 Amp

- M1213 1 gang
M1214 1 gang with neon
M1214FL 1 gang with flex outlet and neon

45 Amp

- M1300P 1 gang with neon



M1213



M1214



M1214FL



M1300P

Metalclad

Data Plate

- Accepts standard 50 x 25mm modules

M1222 2 module - Metalclad



M1222

Back Boxes

- Back boxes with no knockouts have 1x20mm knockout in rear

Knockouts

- M1228 1 gang with 6x20mm knockouts
- With brass earth terminal
- M1229 2 gang with 9x20mm knockouts
- With brass earth terminal

No Knockouts

- M1228N 1 gang with no knockouts
- With brass earth terminal
- M1229N 2 gang with no knockouts
- With brass earth terminal



M1228



M1229



M1228N



M1229N

Back Boxes

All knockouts are 20mm diameter

	knockouts	
	sides	back
1g	5	1
2g	8	1

RCD SOCKETS

Available in both **SLIMLINE** and **METALCLAD** finishes, the **DETA** range of **RCD SOCKETS** replace standard sockets to provide added protection against electrocution in commercial, domestic and industrial environments.

DETA RCD'S are designed to provide double pole disconnection preventing electric shock and offering protection against fire hazards for the appliance and the cable it is connected to, in the event of an electrical fault.

Two types of **RCD** products are available: passive (latching) and active (non-latching).

Passive units have contacts that remain closed through an interruption to the power supply. They are intended for use with appliances such as refrigerators and freezers where it is important that normal operation is resumed after an interruption to the power supply.

Active units must be re-set after any interruption to the power supply and are suitable for use with power tools, lawn mowers, hedge trimmers, etc.



RCD Sockets

RCD Socket Outlets - Metalclad

- Complete with surface mounting box
- Trip status indicator
- Test button
- Red flagged switch indicator
- Colour coded terminals
- Only one size 4mm screwdriver needed
- Terminals have large lead-ins
- All 13A sockets comply with BS 1363: Part 2
- 3-year guarantee

Passive

M1273 2 gang socket 30mA tripping current control circuit

Active

M1283 2 gang socket 30mA tripping current control circuit



M1273



M1283

RCD Socket Outlets - Slimline

- Concave rockers
- Optional flex outlet on connection unit
- Trip status indicator
- Test button
- Red flagged switch indicator
- Sockets are switched individually
- Colour coded terminals
- Only one size 4mm screwdriver needed
- Complies with BS 7288 and BS 1363
- 3-year guarantee

Passive

S1273 2 gang socket 30mA tripping current passive control circuit

Active

S1283 2 gang socket 30mA tripping current active control circuit

Passive

S1275 Connection Unit 30mA tripping current passive control circuit



S1273



S1283



S1275

INTERIOR LIGHTING

DETA INTERIOR LIGHTING feature Fire Rated Downlights with a choice of LED, mains voltage and CFL lamps as well as bathroom lights.

Our range includes dimmable LED Fire Rated Downlights together with a range of LED dimmers to control them. These dimmers are available in the Slimline, Decorative and Flatplate finishes to compliment the Deta Wiring Accessory ranges.



Fire Rated Downlights

DETA's range of downlights allow for installations to comply with the requirements of Building Regulations Approved Document B - Fire Safety, which details the need to inhibit the spread of fire within a dwelling.

Installation of **DETA's** Fire Rated Downlights allows compliance to Part B - Fire Safety of the Buildings Regulations, whether a 30, 60 or 90 minute fire barrier is required.

DETA's Fire Rated Downlights feature a seal which prevents air movement through the light fitting and which helps reduce the build up of condensation. The seal also provides resistance to airborne and impact sounds, allowing the building to comply with Building Regulation Part E - Resistance to the Passage of Sound.

The following premises are required to conform to the building regulations and depending on the type of building, the ceilings and fittings must be fire rated to either 30, 60 or 90 minutes

- Residential Housing
- Flats
- Care Homes
- Hospitals
- Schools/Colleges/Universities
- Shops/Commercial Properties
- Recreational Buildings



Product Features

Large Loop in / Loop Out Terminal Block
for ease of installation

Detachable Terminal Bracket
allows for smaller packaging and reduces the impact on the environment

Spring Clips
suitable for single or double thickness plaster board

Bezel Holds Lamp
IP 65 fittings

Gasket on Flange
provides the seal to prevent movement of air, and reduces the passage of sound (Part E of the Building Regulations)

Insulation Separator
allows loft insulation to be laid over the top of the fittings

Twist and Lock lamp ring

Unique Patented Mechanism provides fire rating compliance (allows installation to meet Part B of the Building Regulations)

Large Air Vents provide maximum heat dissipation

LED Dimmer Switches

Slimline Dimmer Switch

- Dimmers designed for dimmable LED lamps
- Rated up to 100W
- Performance optimised from 1 to 10 dimmable LED lamps
- Push on/ Push off control
- Suitable for 1W and 2W circuits
- 2-year guarantee on fitting
- For full range of dimmers please refer to the Deta Wiring Accessories Catalogue

Slimline

S1261 1g 100W White
S1262 2g 100W White



S1261



S1262

Decorative Dimmer Switch

- Dimmers designed for dimmable LED lamps
- Rated up to 100W
- Performance optimised from 1 to 10 dimmable LED lamps
- Push on/ Push off control
- Suitable for 1W and 2W circuits
- 2-year guarantee on fitting
- For full range of dimmers please refer to the Deta Wiring Accessories Catalogue

Decorative

1957CH 1g 100W Chrome
1958CH 2g 100W Chrome

1957SC 1g 100W Satin Chrome
1958SC 2g 100W Satin Chrome



1957CH



1958CH

Flatplate Dimmer Switch

- Dimmers designed for dimmable LED lamps
- Rated up to 100W
- Performance optimised from 1 to 10 dimmable LED lamps
- Push on/ Push off control
- Suitable for 1W and 2W circuits
- 2-year guarantee on fitting
- For full range of dimmers please refer to the Deta Wiring Accessories Catalogue

Flatplate

8125CH 1g 100W Chrome
8126CH 2G 100W Chrome

8125SC 1g 100W Satin Chrome
8126SC 2g 100W Satin Chrome



8125SC



8126SC

LED Fire Rated Downlight

7W White LED Lamp 4000K Dimmable

- Supplied complete with a Megaman GU10 dimmable 7W LED Lamp - white
- Mounting springs suitable for single and double thickness plaster board
- Twist and lock lampholder ring
- Available in white, chrome and satin chrome finishes
- 3 way terminal block for easy termination of T&E cables
- 2-year guarantee on fitting



Fixed

L1590WH4 Fixed - White
L1590CH4 Fixed - Chrome
L1590SC4 Fixed - Satin Chrome

IP65

L1592WH4 IP65 - White
L1592CH4 IP65 - Chrome
L1592SC4 IP65 - Satin Chrome



L1590WH4



L1592CH4



L1592SC4

7W WarmWhite LED Lamp 2800K Dimmable

- Supplied complete with a Megaman GU10 dimmable 7W LED Lamp - warm white
- Mounting springs suitable for single and double thickness plaster board
- Twist and lock lampholder ring
- Available in white, chrome and satin chrome finishes
- 3 way terminal block for easy termination of T&E cables
- 2-year guarantee on fitting



Fixed

L1590WH3 Fixed - White
L1590CH3 Fixed - Chrome
L1590SC3 Fixed - Satin Chrome

IP65

L1592WH3 IP65 - White
L1592CH3 IP65 - Chrome
L1592SC3 IP65 - Satin Chrome



L1590WH3



L1592CH3



L1592SC3

Lamp Specification *



*Supplied by Lamp Manufacturer

Installation Information

	Cut out Ø	Min. Void Depth
Fixed	74mm	165mm
IP65	74mm	175mm

LED Fire Rated Downlight

**4W White
LED Lamp
4000K
Non Dimmable**

- Supplied complete with a Megaman GU10 4W LED Lamp - white
- Mounting springs suitable for single and double thickness plaster board
- Twist and lock lampholder ring
- Available in white, chrome and satin chrome finishes
- 3 way terminal block for easy termination of T&E cable
- 2-year guarantee on fitting



Fixed

L1580WH4 Fixed - White
L1580CH4 Fixed - Chrome
L1580SC4 Fixed - Satin Chrome

IP65

L1582WH4 IP65 - White
L1582CH4 IP65 - Chrome
L1582SC4 IP65 - Satin Chrome



L1580WH4



L1580CH4



L1580SC4

**4W Warm
White LED
Lamp 2800K
Non Dimmable**

- Supplied complete with a Megaman GU10 4W LED Lamp - warm white
- Mounting springs suitable for single and double thickness plaster board
- Twist and lock lampholder ring
- Available in white, chrome and satin chrome finishes
- 3 way terminal block for easy termination of T&E cable
- 2-year guarantee on fitting



Fixed

L1580WH3 Fixed - White
L1580CH3 Fixed - Chrome
L1580SC3 Fixed - Satin Chrome

IP65

L1582WH3 IP65 - White
L1582CH3 IP65 - Chrome
L1582SC3 IP65 - Satin Chrome



L1582WH3



L1582CH3



L1582SC3

Lamp Specification *



*Supplied by Lamp Manufacturer

Installation Information

	Cut out Ø	Min. Void Depth
Fixed	74mm	165mm
IP65	74mm	175mm

CFL Low Energy Fire Rated Downlight

11W CFL Lamp
2700K
Non Dimmable

- Supplied complete with an Omicron 11W CFL lamp - warm white
- Mounting springs suitable for single and double thickness plaster board
- Twist and lock lampholder ring
- Available in white, chrome and satin chrome finishes
- 3 way terminal block for easy termination of T&E cable
- 2-year guarantee on fitting



Fixed

L1570WH Fixed - White
L1570CH Fixed - Chrome
L1570SC Fixed - Satin Chrome

IP65

L1572WH IP65 - White
L1572CH IP65 - Chrome
L1572SC IP65 - Satin Chrome



L1570WH



L1570CH



L1570SC



L1572WH



L1572CH



L1572SC




INTERIOR
LIGHTING

Installation Information

	Cut out Ø	Min. Void Depth
Fixed	74mm	170mm
IP65	74mm	175mm

Lamp Specification *



2700k
Warm White

*Supplied by Lamp Manufacturer

Mains Voltage Fire Rated Downlight

GU10 Lamp 2800K Dimmable

- Supplied complete with a Philips GU10 dimmable 50W aluminised reflector (heat forward) lamp (35W lamp in IP65 fittings)
- Mounting springs suitable for single and double thickness plaster board
- Twist and lock lampholder ring
- Available in white, chrome and satin chrome finishes
- 3 way terminal block for easy termination of T&E cable
- 2-year guarantee on fitting



Fixed

L1540WH Fixed - White
L1540CH Fixed - Chrome
L1540SC Fixed - Satin Chrome

Tilt

L1541WH Tilt - White
L1541CH Tilt - Chrome
L1541SC Tilt - Satin Chrome

IP65

L1542WH IP65 - White
L1542CH IP65 - Chrome
L1542SC IP65 - Satin Chrome



L1540WH



L1541CH



L1542SC



Installation Information

	Cut out Ø	Min. Void Depth
Fixed Downlight	74mm	165mm
Tilt Downlight	82mm	165mm
IP65 Downlight	74mm	175mm

50W Lamp Specification*

PHILIPS



2800k
Warm White



35W Lamp Specification*

PHILIPS



2800k
Warm White



*Supplied by Lamp Manufacturer

Bathroom Lighting

Low Energy Surface Luminaire

- Chrome Bezel, opal diffuser
- 28W CFL 2D lamp
- IP44 rated
- Indoor use only
- 2-year guarantee

L1044CH 28W CFL Surface luminaire

7047 28W CFL emergency gear tray for L1044CH



L1044CH

LED Surface Luminaire

- White bezel, opal diffuser
- 14W LED version
- IP44 rated
- Indoor use only
- 3-year guarantee

L1055WH LED 14W Bathroom Light
- 900 Lumens
- Integral driver

L1056CH Chrome bezel for L1055WH



L1055WH with L1056CH

Shaver Light

- Dual voltage outlet
- 60W tungsten strip light
- Tube length 284mm
- Total length 490mm
- 2-year guarantee

994 Shaver Light with socket and pull cord switch




994

EXTERIOR LIGHTING

DETA EXTERIOR LIGHTING offer contemporary wall lights as well as traditional coach lanterns, LED and tungsten halogen floodlights.

We also offer a range of lighting control products from PIR's and Photocells through to Isolators for connecting Street Lighting



Lanterns

PIR Half Lanterns

- In compliance with EN60598-1
- Maximum lighting load 100W
- ES lamp fitting
- PIR detector range up to 12m x 120° adjustable
- Adjustable 'on' timer 10 sec - 10 min approx
- 2-year guarantee

L2845W Traditional cast aluminium half lantern with PIR - white

L2845B Traditional cast aluminium half lantern with PIR - black



L2845B

Lanterns

- In compliance with EN60598-1
- Maximum lighting load 60W
- ES lamp fitting
- Attractive bevelled glass panels
- Suitable for use with low energy lamps
- 2-year guarantee

L2842W Traditional cast aluminium 6 panel lantern - white

L2842B Traditional cast aluminium 6 panel lantern - black



L2842W

PIR Lanterns

- In compliance with EN60598-1
- Maximum lighting load 60W
- ES lamp fitting
- PIR detector range up to 8m x 120°
- Adjustable 'on' timer 10 sec - 7 min approx
- Adjustable dusk-to-dawn sensor
- 2-year guarantee

L2843W Traditional cast aluminium 6 panel lantern with PIR detector - white

L2843B Traditional cast aluminium 6 panel lantern with PIR detector - black



L2843W



L2843B

Wall Lights

Stainless Steel Wall Light - Fixed

- GU10 Lampholder
- 240V
- Suitable for 35W GU10 tungsten halogen or LED lamps
- IP65 rated
- 2-year guarantee

L2851 Fixed GU10 Wall Light



L2851

Stainless Steel Wall Light - Up and Down

- Two GU10 Lampholders
- 240V
- Suitable for 35W GU10 tungsten halogen or LED lamps
- IP65 rated
- 2-year guarantee

L2852 Up/Down GU10 Wall Light



L2852

Stainless Steel Wall Light - Adjustable

- GU10 Lampholder
- 240V
- Suitable for 35W GU10 tungsten halogen or LED lamps
- IP65 rated
- 2-year guarantee

L2853 Adjustable GU10 Wall Light



L2853

Bulkhead and PIR

PIR Bulkhead

- Recommended unit mounting height 1.8m - 2.5m
- Detection range 12m x 110°
- Adjustable timer 5 sec - 5 min approx.
- Auto off/manual over-ride switching function
- Built-in adjustable sensor prevents daytime operation
- Maximum detector lighting load 500W
- IP44 rated
- Cable channels moulded into rear casing
- Access to switched live connection for alternative switched manual over-ride
- Black body with prismatic diffuser
- ES lampholder, lamp not supplied

L2305 60W (GLS) bulkhead with integral 110° PIR detector



L2305

Stand Alone PIR Detectors

- Recommended unit mounting height 1.8m - 2.5m approx.
- Detection Range 12m x 180°
- Adjustable timer 5 sec - 8 min
- Auto off/manual over-ride switching function
- Maximum lighting load 1200W (incandescent) or 200W (fluorescent)
- Suitable for wall or ceiling mounting
- Built-in sensor prevents daytime operation
- IP44 rated
- 2-year guarantee

L2309W 1100W adjustable 180° PIR - white

L2309B 1100W adjustable 180° PIR - black



L2309W



L2309W

Street Lighting Isolators

Fused Isolators

- Isolator for feeding street lighting with a choice of single or double pole isolation
- Single or twin fuse options
- Cam lever handle enables effortless release of fuse carrier
- Accepts fuses to IEC 269-1 and BS 88 part 1, AC16 Tag type
- Suitable for cables up to 25mm²
- IP43 Rated
- Detachable terminal block facilities termination of larger cables
- Manufactured to BS 7654 and IEC/EN 60947 Part 1

- L8011 Single pole, single fuse cut out
- With earth termination block
- Brass gland plate with 2x20mm cable entries
- L8021 Double pole, single fuse cut out
- With earth termination block
- Brass gland plate with 2x20mm cable entries
- L8022 Double pole, twin fuse cut out
- With earth termination block
- Brass gland plate with 2x20mm cable entries



For wiring using larger cables, alternative extension troughs and gland plates are available on request.

Photocells

Electronic Photocells

- 5A load switching capacity
- IP65 rated
- Available as head only or in kit form
- Compatible NEMA socket
- In compliance with EN 50081-1 and EN 50082-1
- 70 lux switching
- 1-year guarantee

JPZ30507 Cell head

JPZ3061 Cell kit

- Opal diffuser
- Surge protection
- 15 second switching delay
- <0.5W power consumption

JPZ30527 Cell head

JPZ3063 Cell kit

- Clear diffuser
- Surge protection
- 15 second switching delay
- <0.5W power consumption



JPZ30507




JPZ3063

Miniature Photocells


- Detector mounts in 20mm diameter knockout
- 2 x 250W SON load switching
- 5A load switching capacity
- IP65 rated
- 1-year Guarantee

JHL4M Photocell

JHL4MREM Remote photocell on 40cm lead



JHL4M



JHL4MREM

Cat No.		JPZ30507 JPZ3061	JPZ30527 JPZ3063	JHL4M JHL4MREM
Photocell type		Electronic	Electronic	Electronic
Operating voltage		230VAC 50Hz	230VAC 50Hz	230VAC 50Hz
Switch on lux level		70	70	70
Typical load (H.P.S)		2 x 250W	2 x 250W	2 x 250W SON
Load-switching capacity		5 amps	5 amps	5 amps
Switching time delay		60 seconds	60 seconds	30 seconds
Operating temperature		-20°C to 55°C	-20°C to 70°C	-20°C to 70°C
Power consumption	Light (Standby)	3 Watts	3 Watts	0.35 Watts
	Dark (Operation)	0 Watts	0.5 Watts	Negligible
Enclosure material		Polycarbonate	Polycarbonate	Polycarbonate

Halogen Floodlights

Floodlights

- In compliance with EN60598-2-1
- IP44 rated
- Class C Lamp supplied
- 2-year Guarantee

L2300B 500W - black
- 400W class C lamp supplied



L2300B

PIR Floodlights

- Recommended unit mounting height 1.8m - 2.5m. These units are suitable for wall mounting only
- Adjustable timer 5 sec - 6 min
- Auto off/manual over-ride switching function
- Built-in sensor prevents daytime operation - adjustable
- IP44 rated
- 2-year Guarantee

L2301W 500W PIR floodlight - white
- Detector range 12m x 180°
- Maximum detector lighting load 1000W
- 400W class C lamp supplied

L2301B 500W PIR floodlight - black
- Detector range 12m x 180°
- Maximum detector lighting load 1000W
- 400W class C lamp supplied

L2302B 150W PIR floodlight - black
- Detector range 12m x 180°
- Maximum detector lighting load 1000W
- 120W class C lamp supplied



L2302B



L2301W

LED Floodlights

LED Floodlights

- Incorporates high quality "Daylight" 6000k LED Chip
- Easy to install
- High Quality die cast aluminium in matt black
- Integral driver
- 3-year Guarantee



10W LED Floodlight

- L2332BK6 10W LED Flood
- 700 Lumens
 - Rated IP65



L2332BK6



L2336BK6

30W LED Floodlight

- L2336BK6 30W LED Flood
- 2100 Lumens
 - Rated IP65

PIR LED Floodlights

- Incorporates high quality "Daylight" 6000k LED Chip
- Easy to install
- High Quality die cast aluminium in matt black
- Integral driver
- 3-year Guarantee



10W LED Floodlight

- L2333BK6 10W LED Flood with PIR
- 700 Lumens
 - Rated IP44
 - 8-10m PIR Detection range
 - 120° angle - with manual override switching function
 - In-built photocell to prevent daytime operation



L2333BK6



L2337BK6

30W LED Floodlight

- L2337BK6 30W LED Flood with PIR
- 2100 Lumens
 - Rated IP44
 - 8-10m PIR Detection range
 - 120° angle - with manual override switching function
 - In-built photocell to prevent daytime operation

VENTILATION AND HAND DRYERS

DETA'S EXTRACTOR FANS are attractively styled to blend with modern environments. Our products are constructed from easy-to-clean, high gloss ABS thermoplastic and designed to meet the requirements of Building Regulations Document F1: means of ventilation.

Within the **DETA** range you will find a selection of domestic and commercial fans, grilles, ducting and accessories.

We also offer a range of High Speed, Energy Saving Hand Dryers that dry hands more quickly reducing energy consumption compared to conventional hand dryers. User requirements of Hand Dryers have seen significant advances over recent years in line with expectations to have hands dried faster, with improved hygiene and eco efficiency.



Ventilation

Axial Fan 100mm (4")

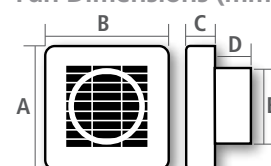
- Extraction rate 24 litres/second or 85m³ hour (see performance data table on Page 12)
- Suitable for window mounting using fixing kit, Cat No. 4823, or wall mounting using Cat No. 4824
- 3-year Guarantee

4800	Standard
4801	Timer
4802	Pull cord (not suitable for ceiling mounting)
4803	Humidistat
4804	Automatic shutters and timer
4810	Automatic shutters and pull cord
4811	Automatic shutters, humidistat and pull cord



4800 / 4801

Fan Dimensions (mm)



A	B	C	D	E
155	155	20	50	98

Axial Fan - Slimline 100mm (4")

- Extraction rate 24 litres/second or 85m³ hour (see performance data table on Page 12)
- Cannot be window mounted
- 3-year Guarantee

4870	Standard - white
4872	Standard - chrome
4871	Timer - white
4873	Timer - chrome

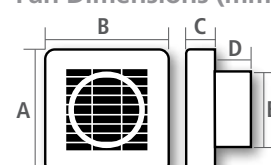


4870



4872

Fan Dimensions (mm)



A	B	C	D	E
140	140	10	100	98

Axial Fan 150mm (6")

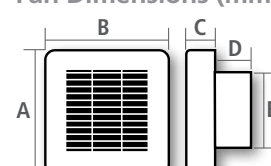
- Extraction rate 64 litres/second or 230m³ hour (see performance data table on Page 12)
- Suitable for window mounting using fixing kit, Cat No. 4883, or wall mounting using Cat No. 4884
- 3-year Guarantee

4860	Standard
4861	Timer
4864	Automatic shutters and timer
4865	Automatic shutters and pull cord
4866	Automatic shutters, humidistat and pull cord



4860

Fan Dimensions (mm)



A	B	C	D	E
225	218	52	64	146

Ventilation

Centrifugal Fan 100mm (4")

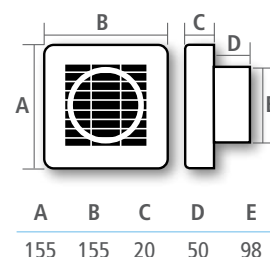
- Extraction rate 90m³ hour or 25 litres per second
- Non-return flap to prevent back-draughts
- In compliance with BS EN 60335-2-80
- 3-year guarantee

4805 Timer
4807 Humidistat



4805 / 4807

Fan Dimensions (mm)



Low Voltage Fans 100mm (4")

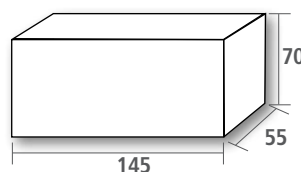
- Extraction rate 24 litres/second or 85m³ hour (see performance data table on page 12)
- Can be installed in splash area of shower or bath (zone 1)
- In compliance with BS EN 60335-2-80
- 3-year guarantee

4815 12V low voltage fan
4816 12V low voltage fan and timer
4817 12V low voltage fan humidistat and timer

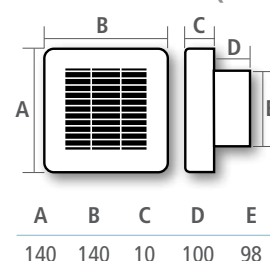


4815 / 4816

Transformer Dimensions (mm)



Fan Dimensions (mm)



Ventilation

Shower Fans

- Extraction rate up to 23 litres/second or 85m³ hour (See performance data table below)
- Over-run time delay adjustable between 3 and 25 minutes (timer versions)
- 3m (extended) flexible ducting
- Internal/external fixed louvres grilles
- In compliance with BS EN 60335-2-80
- 3-year guarantee

- 4840 Shower fan kit and timer
 4841 Shower fan kit with timer and light - white and chrome cover supplied
 4842 Shower fan kit



4840



4841

Ventilation Fan Performance Data

	100mm Axial Fans	150mm Axial Fans	100mm Shower Fan Kits	100mm Centrifugal Fans
Duty at Free Discharge (m ³ /hr)	85	230	85	62
Supply Voltage at 50/60 Hz	240	240	240	240
Motor Power (Watts)	*16/25	*25/45	16	25
Sound Pressure Level at 3m dB	41	45	30	32
Insulation Class	□	□	□	□
IP Rating	IPX4	IPX4	IPX4	IPX4
Maximum Running	40°C	40°C	40°C	40°C
Weight Kg	0.55	0.93	1.33	1.1

Accessories

Flexible Ducting

- PVC reinforced with spirally-wound steel wire

4820	100mm (4") 3m length
4826	100mm (4") 45m length
4880	150mm (6") 3m length



Fixing Kits

- Fixed grilles - may be installed in horizontal or vertical planes and in exposed locations where gravity grilles may be affected by turbulent wind conditions
- Window kits - 2-part window kit with sealing gaskets and gravity grille
- For use in single or double-glazed windows up to 30mm thick

Window

4823	100mm (4") Window Fixing Kit
4883	150mm (6") Window Fixing Kit

Wall

4824	100mm (4") Wall Fixing Kit
4884	150mm (6") Wall Fixing Kit



4823



4824

External Grille


- Gravity grilles - to prevent back-draughts. These should not be installed in exposed locations

4821W	100mm (4") gravity grille - white
4821B	100mm (4") gravity grille - brown
4822W	100mm (4") fixed grille - white
4822B	100mm (4") fixed grille - brown

4881W	150mm (6") gravity grille - white
4881B	150mm (6") gravity grille - brown
4882W	150mm (6") fixed grille - white
4882B	150mm (6") fixed grille - brown



4821W



4881B

Hand Dryers

Compact Hand Dryers

- High quality, low maintenance hand dryers for commercial applications e.g. offices, shops
- Attractive ABS housing offers high resistance against fire, cigarette burns, water, sunlight and organic detergents
- Anti-tamper cover (fixing screws included)
- Self re-setting overheat thermostat provides over-temperature protection should the hand dryer airflow be deliberately blocked
- Height 220mm, Width 268mm, Weight 3.8kg
- 2-year Guarantee

- 1005 1.9kW compact
- Push button
- Provides 45 seconds drying time
- 1006 1.9kW compact
- Automatic
- Provides 45 seconds drying time

1005



1006



Compact High Speed Energy Saving Hand Dryers

- For use in schools, kitchens, restaurants and places where high levels of hygiene are required
- High-speed low power motor dries hands quicker reducing energy consumption compared to conventional hand dryers
- Changeable heat settings to suit environment
- Standby / Power-On LED indicator
- Height 265mm, Width 250mm, Weight 3.2kg
- 3-year Guarantee



- 1016WH 1.1kW High Speed
- White
- Automatic
- 10 to 15 seconds drying time
- 1016SL 1.1kW High Speed
- Silver
- Automatic
- 10 to 15 seconds drying time



1016WH



1016SL

Heavy Duty High Speed Energy Saving Hand Dryers

- For use in public washrooms, factories, sports establishments, schools and colleges etc.
- Durable, vandal resistant casing with tamper proof fixings included
- Standby / Power-On LED indicator
- Self re-setting overheat thermostat provides over-temperature protection should the hand dryer airflow be deliberately blocked
- Height 320mm, Width 280mm, Weight 5.4kg
- 3-year Guarantee



- 1019WH 1.8kW High Speed Heavy Duty
- White Steel
- Automatic
- 10 to 15 seconds drying time
- Blue LED shows hand detection
- 1019CH 1.8kW High Speed Heavy Duty
- Polished Chrome Steel
- Automatic
- 10 to 15 seconds drying time
- Blue LED shows hand detection



1019WH



1019CH

SAFETY ALARMS

DETA'S SAFETY ALARMS offer an early warning with a choice of ionisation or optical smoke alarms, and a heat alarm for use in kitchens to prevent nuisance alarms.

These alarms are mains voltage with battery backup ensuring operation during power cuts, and alarms can be interlinked for larger installations.

CO Alarms are available for detecting dangerous levels of carbon monoxide gas. Carbon Monoxide alarms are available as inter-linkable mains voltage or standalone battery models.



Smoke / Heat Alarms

230 Volt AC Battery back up

- Low battery warning
- Interconnectable - up to 12 units
- LED operating indicators
- Tamper-proof mounting base
- Removable dust cover
- Conforms to BS EN 14604:2005 (1113 conforms to BS EN 5446-2:2003 as applicable)
- 5-year guarantee

1111 230V AC IONISATION smoke alarm

1113 230V AC OPTICAL smoke alarm

1115 230V AC HEAT alarm

1110 230V ceiling pattress
- Provides 4-way terminal block for easy connection of smoke and heat alarms
- Mini trunking entry



1111



1113



1115



1110

	1111	1113	1115
Sensor Type	ION	OPT	Heat
Power Supply	230V	230V	230V
Battery Back-up	9V Alkaline Battery	9V Alkaline Battery	9V Alkaline Battery
Low Battery Warning	✓	✓	✓
Missing Battery Indicator	✓	✓	✓
Test Button	✓	✓	✓
Silencer	✓	✓	✓
Green Power LED	✓	✓	✓
Number Interconnectable	12	12	12
Max. Power Consumption	9W	9W	9W
Sound Output	85dB at 3 metres	85dB at 3 metres	85dB at 3 metres
Protective Dust Cover	✓	✓	✓
Guarantee	5 Years	5 Years	5 Years

Carbon Monoxide is a poisonous gas created when fossil fuels go through a combustion process. It is tasteless and odourless and if you are exposed to this gas in unvented areas it can have very serious health effects.

There are various appliances around the home that can create carbon monoxide. These fossil burning appliances can include boilers, gas fires or portable heaters, your fireplace and even gas cookers. These appliances should be vented correctly to allow any carbon monoxide to be exhausted into the open atmosphere, taking it safely away.

Carbon monoxide is created when the combustion of these fossil fuels is not complete. To ensure that appliance is working correctly, they should be maintained regularly, preferably annually.

The level of carbon monoxide is measured in parts per million (ppm). The maximum allowable concentration for continuous exposure is 35ppm in an 8 hour period.

Know the danger signs

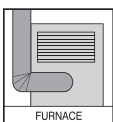
- Staining, sooting or discolouration around the appliance
- A yellow or orange flame where normally blue
- Condensation on walls and windows once the appliance is lit
- Rusting or water streaking on appliance cabinet/vent/chimney
- Loose or disconnected vent/chimney connections or guards



Potential Sources of Carbon Monoxide in the Home



BLOCKED CHIMNEY




FURNACE



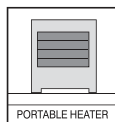
ATTACHED GARAGE



RANGE HOOD



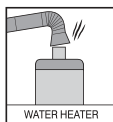
CLOTHES DRYER



PORTABLE HEATER



FIREPLACE



WATER HEATER



INDOOR GRILLING

What the regulations say

The Building Regulations Approved Document J, 2010 edition, calls for carbon monoxide alarms to be provided in the room where a solid fuel appliance is installed, whether it is a new or replacement appliance being installed (clause 2.34). Where properties have flues that are concealed and in voids, inspection hatches need to be fitted, but until this happens CO alarms should be installed in the interim (TB008 Edition 2).

Positioning of Alarms

Alarms should be placed in the same room as the fuel burning appliance, between 1-3m away horizontally. The alarm should also be placed in any room that has a flue running through it. Alarms should not be positioned in enclosed spaces, for example behind curtains or cupboards, and not next to doorways or windows.

Carbon Monoxide Alarms

Carbon Monoxide Alarm 230 Volt AC

- Test/reset button
- Interlinkable up to 12 CO alarms
- Alarm source indicator
- LED operating indicators
- Push fit connector
- In compliance with BS EN 50291:2001
- 5-year guarantee

1121 230V AC carbon monoxide alarm



1121

Carbon Monoxide Alarm Battery Powered

- Test/silence button
- Low battery warning
- LED operating indicators
- Long life 7-year sensor and sealed for life battery
- In compliance with BS EN 50291:2001
- 7-year guarantee

1125 Battery powered carbon monoxide alarm

1126 Tamper-proof base for 1125

- Anti-tamper base prevents alarm from unauthorised removal
- Pull-up information card



1125



1126


CONDUIT TUBE AND ACCESSORIES

DETA TTE is the new brand name of market leading companies *Top Tubes Electrical* and *Stephen Glover*, both established British suppliers of conduit tube and accessories with over 50 years experience in supplying the UK and worldwide markets.

DETA TTE incorporates the existing product ranges and renowned quality attributes of both *Top Tubes Electrical* and *Stephen Glover*, enabling you to order all your conduit tube and fittings from a single reputable source - **DETA TTE**.

Our stock policy and commitment to service will ensure our conduit tube and fittings are always available for rapid despatch.

DETA[®] TTE



Class 4 Galvanised Conduit Tube

Technical Specification and Standards

DETA TTE steel conduit is suitable for use in demanding environments. It exceeds the maximum "very heavy" strength classification and can be easily formed on site.

Our conduit is hot dipped galvanised after manufacture to comply with Class 4, heavy protection inside and out. Galvanising is undertaken on a purpose made plant to ensure an even coating and employs a final superheated steam blast to ensure the bore is smooth and clear of defects which might damage cable installation.

Material	Made from Grade Q195 Steel.
Manufacturing Process	Tubes are roll formed, and electrical resistance welded.
Resistance against corrosion	Hot dipped galvanised to BS EN 61386 Class 4 using a specialist superheated steam blast to ensure the bore is smooth and clear of defects that might damage cables during installation.
Resistance to compression	Tested to very heavy grade - Classification 5.
Resistance to impact	Tested to very heavy grade - Classification 5.
Tensile strength	Tested to very heavy grade - Classification 5.
Standard BS 4568 -1	Steel Conduit and fittings with metric threads
Standard BS EN 61386 - 21	Conduit systems for cable management - requirements for rigid conduit systems
Storage	Galvanised conduit should be stored in dry conditions to prevent wet storage stain. (Should this occur, it can easily be removed and is unlikely to affect resistance to corrosion)



Other sizes and BS 31 (imperial) steel conduit available on request

Conduit Tube

BS EN 61386 Class 4 Conduit

- Hot dipped galvanised inside and out to Class 4
- Ink Jet marked
- Threaded at both ends
- Each length supplied with one coupler and one plastic thread protector cap
- Available in two sizes and two lengths
- Conforms to BS EN 61386



Catalogue Code	External Diameter	Length	Length per master bundle	Metres per master bundle	Length per small bundle
DT20300	20mm	3.00m	400	1200	8
DT20375		3.75m	400	1500	8
DT25300	25mm	3.00m	320	960	8
DT25375		3.75m	320	1200	8

BS 4568 and BS EN 61386 Class 4 Conduit

- Hot dipped galvanised inside and out to Class 4
- Hard stamped during manufacturing process
- Threaded at both ends
- Each length supplied with one coupler and one plastic thread protector cap
- Available in three sizes
- Conforms to BS 4568 and BS EN 61386



Catalogue Code	External Diameter	Length	Length per master bundle	Metres per master bundle	Length per small bundle
DTS20375	20mm	3.75m	400	1500	8
DTS25375	25mm	3.75m	320	1200	8
DTS32375	32mm	3.75m	100	375	4

Other sizes and BS 31 (imperial) steel conduit available on request

Boxes (Malleable)

- 20/25mm Boxes - Cover fixings M4 at 50.8mm centres
- 32mm Boxes - Cover fixings M4 at 71.5mm centres
- 20mm boxes - Internal depth 25mm minimum
- 25mm boxes - Internal depth 28mm minimum
- 32mm boxes - Internal depth 37mm minimum

- Tapped M4 hole for earth terminal in base
- Manufactured to BS 4568 and BS EN 61386
- Boxes are galvanised after manufacture and meet the most demanding Class 4 corrosion protection standard.



Terminal Box (1 Way)

Cat. Code	Size	Pk Qty
DT21120G	20mm	10
DT21125G	25mm	10
DT21132G	32mm	5



Through and Back Outlet Box

Cat. Code	Size	Pk Qty
DT22320G	20mm	10
DT22325G	25mm	10



Terminal Extension Box

Cat. Code	Size	Pk Qty
DT21220G	20mm	10
DT21225G	25mm	10



Tee Box (3 Way)

Cat. Code	Size	Pk Qty
DT23120G	20mm	10
DT23125G	25mm	10
DT23132G	32mm	5



Terminal and Back Outlet Box

Cat. Code	Size	Pk Qty
DT21320G	20mm	10
DT21325G	25mm	10



Tee Extension Box

Cat. Code	Size	Pk Qty
DT23220G	20mm	10
DT23225G	25mm	10



Back Outlet Box

Cat. Code	Size	Pk Qty
DT21420G	20mm	10
DT21425G	25mm	10



Tee and Back Outlet Box

Cat. Code	Size	Pk Qty
DT23320G	20mm	10
DT23325G	25mm	10



Through Box (2 Way)

Cat. Code	Size	Pk Qty
DT22120G	20mm	10
DT22125G	25mm	10
DT22132G	32mm	5



Tangent Tee Box

Cat. Code	Size	Pk Qty
DT23420G	20mm	10
DT23425G	25mm	10



Through Extension Box

Cat. Code	Size	Pk Qty
DT22220G	20mm	10
DT22225G	25mm	10

Boxes (Malleable)

- 20/25mm Boxes - Cover fixings M4 at 50.8mm centres
- 32mm Boxes - Cover fixings M4 at 71.5mm centres
- 20mm boxes - Internal depth 25mm minimum
- 25mm boxes - Internal depth 28mm minimum
- 32mm boxes - Internal depth 37mm minimum

- Tapped M4 hole for earth terminal in base
- Manufactured to BS 4568 and BS EN 61386
- Boxes are galvanised after manufacture and meet the most demanding Class 4 corrosion protection standard.



Angle Box

Cat. Code	Size	Pk Qty
DT25120G	20mm	10
DT25125G	25mm	10
DT25132G	32mm	5



Intersection and Back Outlet Box

Cat. Code	Size	Pk Qty
DT24320G	20mm	10
DT24325G	25mm	10



Angle Extension Box

Cat. Code	Size	Pk Qty
DT25220G	20mm	10



Branch 2 Way Box (U)

Cat. Code	Size	Pk Qty
DT26120G	20mm	10
DT26125G	25mm	10



Angle and Back Outlet Box

Cat. Code	Size	Pk Qty
DT25320G	20mm	10
DT25325G	25mm	10



Branch 3 Way Box (Y)

Cat. Code	Size	Pk Qty
DT26220G	20mm	10
DT26225G	25mm	10



Tangent Angle Box

Cat. Code	Size	Pk Qty
DT25420G	20mm	10
DT25425G	25mm	10



Branch 4 Way Box (H)

Cat. Code	Size	Pk Qty
DT26420G	20mm	10
DT26425G	25mm	10



Intersection Box (4 Way)

Cat. Code	Size	Pk Qty
DT24120G	20mm	10
DT24125G	25mm	10
DT24132G	32mm	5



Loop- In Boxes (Malleable)

Cat. Code	Size	Pk Qty
DT27001	1 Hole	10
DT27002	2 Hole	10
DT27003	3 Hole	10
DT27004	4 Hole	10



Intersection Extension Box

Cat. Code	Size	Pk Qty
DT24220G	20mm	10
DT24225G	25mm	10



Loop- In Boxes (Pressed Steel)

Cat. Code	Size	Pk Qty
DT30001	1 Hole	10
DT30002	2 Hole	10
DT30003	3 Hole	10
DT30004	4 Hole	10
DT30005	4 Hole KO	10

Couplers and Bends

- Galvanised after manufacture and meets the most demanding Class 4 corrosion protection standard

Extension Rings (Steel)



Cat. Code	Size	Pk Qty
DT31006Z	6mm	25
DT31013Z	13mm	25
DT31016Z	16mm	25
DT31020Z	20mm	25
DT31025Z	25mm	25
DT31032Z	32mm	25
DT31038Z	38mm	10
DT31050Z	50mm	10

Inspection Bends (Malleable)



Cat. Code	Size	Pk Qty
DT31520G	20mm	10
DT31525G	25mm	10
DT31532G	32mm	5

Couplers (Malleable)



Cat. Code	Size	Pk Qty
DT31120G	20mm	100
DT31125G	25mm	50
DT31132G	32mm	25
DT31138G	1.5"	25
DT31150G	2"	10

Solid Elbows (Malleable)



Cat. Code	Size	Pk Qty
DT31620G	20mm	10
DT31625G	25mm	10
DT31632G	32mm	5

Inspection Elbows (Malleable)



Cat. Code	Size	Pk Qty
DT31720G	20mm	10
DT31725G	25mm	10
DT31732G	32mm	5

Earth Couplers (Malleable)



Cat. Code	Size	Pk Qty
DT31220G	20mm	25
DT31225G	25mm	25

Solid Tees (Malleable)



Cat. Code	Size	Pk Qty
DT31820G	20mm	10
DT31825G	25mm	10

Flanged Couplers (Malleable)



Cat. Code	Size	Pk Qty
DT31320G	20mm	25
DT31325G	25mm	25
DT31332G	32mm	10

Inspection Tees (Malleable)



Cat. Code	Size	Pk Qty
DT31920G	20mm	10
DT31925G	25mm	10
DT31932G	32mm	5

Solid Bends (Steel)



Cat. Code	Size	Pk Qty
DT31420Z	20mm	10
DT31425Z	25mm	10
DT31432Z	32mm	5

Suspension Hooks and Loops



Cat. Code	Size	Pk Qty
DT32020G	20mm Hook	50
DT32025G	25mm Hook	25
DT32120G	20mm Loop	25

Covers, Nipples and Adaptors

• Ball and Socket cover have earth link wire

Box Lid and Gasket - 20 and 25mm Boxes



Cat. Code	Size	Pk Qty
DT32201G	Light, 2 Hole	25
DT32202G	Overlapping	25
DT32203G	Heavy, 2 Hole	25
DT32301	Gasket	25

300mm Long Steel Nipples - Zinc Plated



Cat. Code	Size	Pk Qty
DT32820Z	20mm	10
DT32825Z	25mm	10
DT32832Z	32mm	10
DT32838Z	1.5"	10

Box Lid and Gasket - 32mm Boxes



Cat. Code	Size	Pk Qty
DT32204G	Light, 4 Hole	25
DT32205G	Heavy, 4 Hole	25
DT32302	Gasket	25

Adaptors - Zinc Plated



Cat. Code	Size	Pk Qty
DT32901Z	3/4" M x 20mm F	10
DT32902Z	20mm M x 3/4" F	10
DT32903Z	1" M x 25mm F	10
DT32904Z	25mm m x 1" F	10

Female Dome Covers - Malleable



Cat. Code	Size	Pk Qty
DT32420G	20mm	20
DT32425G	25mm	20

Screwed Reducers - Zinc Plated



Cat. Code	Size	Pk Qty
DT3302016Z	20 x 16mm	50
DT3302520Z	25 x 20mm	50
DT3303220Z	32 x 20mm	25
DT3303225Z	32 x 25mm	25
DT3303820Z	1.5" x 20mm	10
DT3303825Z	1.5" x 25mm	10
DT3303832Z	1.5" x 32mm	10
DT3305025Z	2" x 25mm	10
DT3305032Z	2" x 32mm	10
DT3305038Z	2" x 1.5"	10

Ball and Socket Cover - Malleable




Cat. Code	Size	Pk Qty
DT32520G	20mm	10

Hookplates - Pre Galvanised



Cat. Code	Size	Pk Qty
DT32620G	20mm	25

Hex Plugs - Zinc Plated



Cat. Code	Size	Pk Qty
DT33116Z	16mm	25
DT33120Z	20mm	100
DT33125Z	25mm	50
DT33132Z	32mm	25
DT33138Z	1.5"	10
DT33150Z	2"10	

Standard Steel Nipples - Zinc Plated




Cat. Code	Size	Pk Qty
DT32720Z	20mm	50
DT32725Z	25mm	50
DT32732Z	32mm	25
DT32738Z	1.5"	10
DT32750Z	2"	10


Jack Chain - Pre Galvanised





Cat. Code	Size	Pk Qty
DT33210G	No 10	10m


Bushes, Locknuts and Lockrings

					Male Brass Bush - Short				
Cat. Code		Size	Pk Qty		Cat. Code		Size	Pk Qty	
DT40120		20mm	50		DT40604		M4	50	
DT40125		25mm	50						
DT40132		32mm	25						
DT40138		1.5"	25						
DT40150		2"	25						





					Male Brass Bush - Long				
Cat. Code		Size	Pk Qty		Cat. Code		Size	Pk Qty	
DT40220		20mm	50		DT33320Z		20mm	100	
DT40225		25mm	50		DT33325Z		25mm	100	
DT40232		32mm	25		DT33332Z		32mm	50	
DT40238		1.5"	25		DT33338Z		1.5"	50	
DT40250		2"	25		DT33350Z		2"	50	

					Female Brass Bush				
Cat. Code		Size	Pk Qty		Cat. Code		Size	Pk Qty	
DT40320		20mm	50		DT33420Z		20mm	25	
DT40325		25mm	50		DT33425Z		25mm	25	
DT40332		32mm	25		DT33432Z		32mm	25	
DT40338		1.5"	25		DT33438Z		1.5"	10	
DT40350		2"	25		DT33450Z		2"	10	

					Brass Slotted Plugs				
Cat. Code		Size	Pk Qty		Cat. Code		Size	Pk Qty	
DT40420		20mm	50		DT33520Z		20mm	100	
DT40425		25mm	50		DT33525Z		25mm	100	
DT40432		32mm	25		DT33532Z		32mm	50	
DT40438		1.5"	10		DT33538Z		1.5"	50	
DT40450		2"	10		DT33550Z		2"	50	

					Brass TRS Glands				
Cat. Code		Size	Gland Hole Ø	Pk Qty	Cat. Code		Size	Gland Hole Ø	Pk Qty
DT40520G		20mm	7.5mm	50	DT33520Z		20mm	7.5mm	50
DT40525G		25mm	11.5mm	50	DT33525Z		25mm	11.5mm	50
DT40532G		32mm	14.5mm	25	DT33532Z		32mm	14.5mm	25

Saddles and Crampets

	<p>Half Saddles - Zinc Plated</p> <table><tr><th>Cat. Code</th><th>Size</th><th>Pk Qty</th></tr><tr><td>DT33820Z</td><td>20mm</td><td>50</td></tr><tr><td>DT33825Z</td><td>25mm</td><td>50</td></tr><tr><td>DT33832Z</td><td>32mm</td><td>50</td></tr></table>	Cat. Code	Size	Pk Qty	DT33820Z	20mm	50	DT33825Z	25mm	50	DT33832Z	32mm	50						
Cat. Code	Size	Pk Qty																	
DT33820Z	20mm	50																	
DT33825Z	25mm	50																	
DT33832Z	32mm	50																	
	<p>Steel Crampets - Zinc plated</p> <table><tr><th>Cat. Code</th><th>Size</th><th>Pk Qty</th></tr><tr><td>DT33620Z</td><td>20mm</td><td>50</td></tr><tr><td>DT33625Z</td><td>25mm</td><td>50</td></tr></table>	Cat. Code	Size	Pk Qty	DT33620Z	20mm	50	DT33625Z	25mm	50									
Cat. Code	Size	Pk Qty																	
DT33620Z	20mm	50																	
DT33625Z	25mm	50																	
	<p>Steel Saddles - Zinc Plated</p> <table><tr><th>Cat. Code</th><th>Size</th><th>Pk Qty</th></tr><tr><td>DT33920Z</td><td>20mm</td><td>50</td></tr><tr><td>DT33925Z</td><td>25mm</td><td>50</td></tr><tr><td>DT33932Z</td><td>32mm</td><td>25</td></tr><tr><td>DT33938Z</td><td>1.5"</td><td>10</td></tr><tr><td>DT33950Z</td><td>2"</td><td>10</td></tr></table>	Cat. Code	Size	Pk Qty	DT33920Z	20mm	50	DT33925Z	25mm	50	DT33932Z	32mm	25	DT33938Z	1.5"	10	DT33950Z	2"	10
Cat. Code	Size	Pk Qty																	
DT33920Z	20mm	50																	
DT33925Z	25mm	50																	
DT33932Z	32mm	25																	
DT33938Z	1.5"	10																	
DT33950Z	2"	10																	
	<p>Twisted Steel Crampets - Zinc Plated</p> <table><tr><th>Cat. Code</th><th>Size</th><th>Pk Qty</th></tr><tr><td>DT33720Z</td><td>20mm</td><td>50</td></tr><tr><td>DT33725Z</td><td>25mm</td><td>50</td></tr></table>	Cat. Code	Size	Pk Qty	DT33720Z	20mm	50	DT33725Z	25mm	50									
Cat. Code	Size	Pk Qty																	
DT33720Z	20mm	50																	
DT33725Z	25mm	50																	
	<p>Spacer Bar Saddles - Zinc Plated</p> <table><tr><th>Cat. Code</th><th>Size</th><th>Pk Qty</th></tr><tr><td>DT34020Z</td><td>20mm</td><td>100</td></tr><tr><td>DT34025Z</td><td>25mm</td><td>100</td></tr><tr><td>DT34032Z</td><td>32mm</td><td>50</td></tr><tr><td>DT34038Z</td><td>1.5"</td><td>10</td></tr><tr><td>DT34050Z</td><td>2"</td><td>10</td></tr></table>	Cat. Code	Size	Pk Qty	DT34020Z	20mm	100	DT34025Z	25mm	100	DT34032Z	32mm	50	DT34038Z	1.5"	10	DT34050Z	2"	10
Cat. Code	Size	Pk Qty																	
DT34020Z	20mm	100																	
DT34025Z	25mm	100																	
DT34032Z	32mm	50																	
DT34038Z	1.5"	10																	
DT34050Z	2"	10																	
	<p>Heavy Distance Saddles - Malleable</p> <table><tr><th>Cat. Code</th><th>Size</th><th>Pk Qty</th></tr><tr><td>DT34120G</td><td>20mm</td><td>50</td></tr><tr><td>DT34125G</td><td>25mm</td><td>50</td></tr><tr><td>DT34132G</td><td>32mm</td><td>25</td></tr></table>	Cat. Code	Size	Pk Qty	DT34120G	20mm	50	DT34125G	25mm	50	DT34132G	32mm	25						
Cat. Code	Size	Pk Qty																	
DT34120G	20mm	50																	
DT34125G	25mm	50																	
DT34132G	32mm	25																	
	<p>Hospital Saddles - Malleable</p> <table><tr><th>Cat. Code</th><th>Size</th><th>Pk Qty</th></tr><tr><td>DT34220G</td><td>20mm</td><td>25</td></tr><tr><td>DT34225G</td><td>25mm</td><td>25</td></tr><tr><td>DT34232G</td><td>32mm</td><td>25</td></tr></table>	Cat. Code	Size	Pk Qty	DT34220G	20mm	25	DT34225G	25mm	25	DT34232G	32mm	25						
Cat. Code	Size	Pk Qty																	
DT34220G	20mm	25																	
DT34225G	25mm	25																	
DT34232G	32mm	25																	

Adaptable Boxes

- Available with plain sides or knockouts
- Knockouts are 20/25mm combination
- Manufactured from pre-galvanised steel

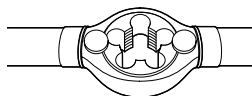


Adaptable Boxes Knock Out

Cat. Code	Cat. Code	Size	Pk Qty
DT501332G	DT502332G	3" x 3" x 2" (75 x 75 x 50mm)	1
DT501442G	DT502442G	4" x 4" x 2" (100 x 100 x 50mm)	1
DT501443G	DT502443G	4" x 4" x 3" (100 x 100 x 75mm)	1
DT501662G	DT502662G	6" x 6" x 2" (150 x 150 x 50mm)	1
DT501663G	DT502663G	6" x 6" x 3" (150 x 150 x 75mm)	1
DT501664G	DT502664G	6" x 6" x 4" (150 x 150 x 100mm)	1
DT501994G	DT502994G	9" x 9" x 4" (225 x 225 x 100mm)	1
DT50112124G	DT50212124G	12" x 12" x 4" (300 x 300 x 100mm)	1

Width of Side	No of KO's Per Side
2"	2
3"	2
4"	2
6"	4
9"	6
12"	8

Stocks, Dies, Guides and Conduit Bender

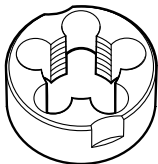


Stocks, Dies and Guides

Cat. Code	Size	Pk Qty
DT6012025	20mm x 25mm	1
DT60132	32mm	1

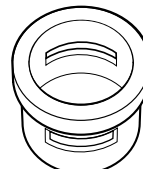
Stocks

Cat. Code	Size	Pk Qty
DT6022025	20mm x 25mm	1
DT60232	32mm	1



Dies

Cat. Code	Size	Pk Qty
DT60320	20mm	1
DT60325	25mm	1
DT60332	32mm	1



Guides

Cat. Code	Size	Pk Qty
DT60420	20mm	1
DT60425	25mm	1
DT60432	32mm	1

Conduit Bender

Cat. Code

DT615

Conduit Bender

- With 20mm, 25mm and 32mm formers

- Includes conduit vice

- A-frame design with extender arm for extra leverage

Terms and Conditions

DEFINITION

"The Company" means Deta Electrical Company Limited.

"The Customer" means the person, firm or other entity which contracts with the Company for the purchase of the Goods.

"The Goods" means products of any kind manufactured or sold by the Company.

GENERAL

These Terms and Conditions apply to the sale of Goods by the Company and no variation, modification or substitution for these Terms and Conditions (even though included in or referred to in the document placing the order) shall be binding on the Company unless specifically accepted by the Company in writing.

DESCRIPTIONS, ILLUSTRATIONS AND DIMENSIONS

The Customer shall be responsible for ensuring the accuracy of the Terms of any order submitted by it.

The Company shall not be liable for the consequences, of any error or omission in the descriptions, illustrations, dimensions or other information in correspondence, catalogues and any other literature supplied by the Company.

PRICE

The Company reserves the right to vary without notice any price listed or quoted to conform with the Company's price current at the time of acceptance of any order placed by the Customer.

CARRIAGE AND PACKING

Carriage and Packing charges are as contained in the Company price list current at the time of acceptance of the Customer order.

PAYMENT

- a. Time for payment shall be the essence of the contract. The Customer shall make payment within 30 days from the date of invoice unless contrary terms are agreed in writing by the Company.
- b. The Customer shall pay interest on the outstanding balance of the invoice value or any part thereof at the rate of 4% above the National Westminster Bank Plc base rate, from time to time, in the period between the due date for payment and final settlement. In these circumstances the Company may suspend deliveries under any or all contracts with the Customer while the Customer is in arrears and/or give notice in writing that if any such sums are not paid within 14 days any or all contracts may be cancelled and hence if all such sums are not paid within that time, the Company may treat any or all such contracts as determined and claim damages for repudiation.
- c. If the Customer shall fail to make any payment under any contract with the Company by the due date or shall be in breach of these Terms and Conditions or any other term of any contract with the Company or shall the Customer:
 1. become insolvent;
 2. suffer the appointment of an administrator or an administrative receiver over any of its assets;
 3. go into liquidation whether compulsorily or voluntarily (except for the purposes of reconstruction or amalgamation);
 4. make any arrangement or composition with its creditors;
 5. become the subject of a bankruptcy order;
 6. cease, or threaten to cease, to carry on business; or shall the Company reasonably apprehend that any of the events mentioned above is about to occur in relation to the Customer and notifies the Customer accordingly then the Company shall have the right (without prejudice to any other rights and remedies):
 - i. to suspend or withhold further deliveries so long as the default continues, and/or;
 - ii. to serve notice on the Customer that unless all sums due are paid forthwith it will cancel the relevant contract and any other contract with the Customer and if payment is not made forthwith thereafter the Company may treat the relevant contract and also at its

- option any other contract as repudiated and determined and recover damages accordingly, and/or;
- iii. to recover from the Customer any cost or expenses incurred should a third party agency be used in the collection of any monies due from the Customer, and/or;
- iv. enter the Customer's premises for the purpose of repossessing the Goods in respect of which title has not yet passed.
- d. Waiver by the Company of any breach of these conditions or any granting of time or indulgence by the Company to the Customer shall in no way affect the rights of the Company hereunder.

EXPORT ORDERS

The Company is under no obligation to despatch an export order until the Customer has provided the Company with a confirmed and irrevocable Letter of Credit, the terms of which are satisfactory to the Company.

DELIVERY AND PERFORMANCE

- a. The Customer shall be bound to accept the Goods when they are ready for delivery by the Company and delivery shall be deemed to take place when the Goods are delivered to the Customer at the nominated address for delivery or to a nominated carrier as the case may be.
- b. The Company reserves the right to deliver and/or invoice the Goods by instalments and each delivery shall constitute a separate contract, any failure of or defect in any one delivery shall not vitiate any contract in respect of that or any other delivery.
- c. Claims by the Customer for shortages in delivery cannot be accepted unless they are received by the Company within 7 days of the date of receipt of the Goods at the Customer's premises.
- d. If for any reason the Customer cannot accept delivery of the Goods at the time when the Goods are due and ready for delivery, the Company may either elect to store the Goods pending their actual delivery and the Customer shall be liable to the Company for the cost (including insurance) of their so doing (however the Company shall be under no obligation to insure the Goods in storage and the risk of any loss or damage to the Goods howsoever arising shall be borne by the Customer) or sell the Goods at the best price readily obtainable and (after deducting all reasonable storage and selling expenses) account to the Customer for the excess over the relevant invoice price or charge the Customer for any shortfall below the relevant invoice price.
- e. Any time or date given for delivery or performance is given as an estimate only and is not the essence of the contract and the Company shall not be liable for any loss or damage howsoever arising as a result of failure to deliver or perform at such time or date.
- f. The Company shall not be liable for loss of profit or other consequential loss and its liability (whether in contract or otherwise) shall in no case exceed the price of the goods which it has failed to deliver or delivered late.

TITLE

- a. Title to the Goods shall not pass to the Customer until the Company has received in cash or cleared funds payment in full of the invoice together with any interest and/or delivery charges in addition to payment of all other outstanding sums. Where the Customer is entitled to sell the Goods as the Company's agent, the Customer must be obliged to immediately thereafter account to the Company for such of the proceeds of sale as shall be sufficient to discharge the invoice.
- b. Where the Goods are in the Customer's possession, the Customer shall keep them separately from all other Goods in its possession in such a way that they are immediately identifiable as the Company's property. At any time before payment in full of all sums due from the Customer to the Company, the Company may by notice in writing to the Customer, determine the Customer's right to sell the Goods and if the Customer is in possession of the Goods the Customer shall thereupon return them to the Company free of charge and shall in any event cease to be in possession of them with its consent. In placing an order the Customer irrevocably

authorises the Company to enter upon its premises for the purposes of repossessing the Goods in respect of which title has not yet passed to the Customer.

RISK

- a. Risk in the Goods shall pass to the Customer either at the time of delivery, or if the Customer wrongfully fails to take delivery of the Goods, the time when the Company has tendered delivery of the Goods.
- b. The Customer shall insure those Goods to the full purchase price for the period from the date of delivery until the passing of title in the Goods to the Customer against all loss or damage.
- c. The proceeds of any insurance claim or the right to receive the same shall be held by the Customer on trust for the Company and paid to it in settlement of the outstanding invoice.

RETURNS

- a. Goods will not be accepted back for credit unless written approval has been obtained.
- b. A 20% handling charge subject to a minimum of £50.00 may be levied on all fault free Goods returned at the Customer's request. Any such Goods should be returned carriage paid and must be in original undamaged packaging and of full box quantities.
- c. Excluding Goods returned under b. the Company reserves the right to replace any Goods returned for credit and where no fault has been found with the Goods the Company will be entitled to levy an additional £50.00 handling charge.
- d. If Goods are returned without the correct authorisation the reimbursement of any carriage charges, if appropriate, will be limited to the amount that the Company would have incurred had the Company been given the opportunity to arrange their own collection.

GUARANTEE

- a. The Company guarantees at its entire discretion either to replace or repair any of the Goods which within the Guarantee period of the Goods are shown to its satisfaction to be defective through faulty material or workmanship alone, provided that no attempt has been made by the Customer or a third party to rectify, dismantle or alter the Goods in any way.
- b. The Guarantee period for any Goods is as specified in the Company's catalogue current at the time of acceptance of the Customer order and commences on delivery of the Goods.
- c. All terms, conditions, warranties, or representations, whether express or implied, as to description, condition, quality or fitness for purpose of any of the Goods are hereby excluded.
- d. So far as permitted by statute, the Company shall not be liable for loss or damage whether direct or consequential and whether suffered by or occasioned to the Customer, its employees or agents, or to any third party.

SUSPENSION

- a. Should the Company be delayed in or unable to make delivery owing to any cause whatsoever beyond its control, the Company shall be free at its entire discretion either to suspend or terminate the contract without incurring any liability to the Customer for any loss or damage therefrom.
- b. All contracts between the Company and the Customer and the above conditions shall be interpreted according to and governed by English Law and the parties submit to the jurisdiction of the High Court of Justice for the resolution of all disputes arising therefrom.

DETA

Deta Electrical Company Limited
Kingsway House, Laporte Way,
Luton, Bedfordshire LU4 8RJ, UK

T +44 (0) 1582 544500

F +44 (0) 1582 544501

E sales@detaelectrical.co.uk

www.detaelectrical.co.uk

