



Define® GridPro® Frontplates


The Decorative Flat Plate Range

The Define® flat plate range of accessories offers up a host of new design opportunities with a comprehensive range of electrical accessory products available in 5 different decorative plate finishes.

define®

Fully adjustable assembly

1. Fit and secure appropriate Back Box and Yoke with tabs removed. Pull the cable through Yoke and strip insulation accordingly. Ensure an earth connection between frame and Yoke (if required). The fixing screws are backed off to allow adjustment for Yoke.



2. Systematically terminate cables into each module. Clip modules into Yoke with a pivot motion.

3. Attach the Frontplate using the fixing screws provided. The Yokes containing the modules sit behind the Frontplate until the captive fixing screws tighten up and pull them forward into place.

GRIDPRO

essentials™ define®




4. The position of the Frontplate in relation to the wall can be adjusted by the captive fixing screws. If the Back Box is not recessed level with the wall then the Yoke will adjust so that the Frontplate mounts flush to the wall.

To accommodate Metal Clad and Define® Frontplates there is an adjustment in the Yoke feature.



FPBS20509



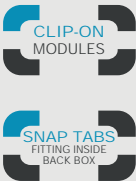
FPCH20512

Compatible with Back Box WA518.
For more information on Back Boxes and Yokes see from page 117.

define®

Define® 9 and 12 Gang GridPro® Frontplates

| | |
|------------------|---|
| FPCH20509 | 9 Gang GridPro® Frontplate - Polished Chrome |
| FPBN20509 | 9 Gang GridPro® Frontplate - Black Nickel |
| FPPN20509 | 9 Gang GridPro® Frontplate - Pearl Nickel |
| FPBS20509 | 9 Gang GridPro® Frontplate - Brushed Stainless |
| FPSS20509 | 9 Gang GridPro® Frontplate - Stainless Steel |
| FPCH20512 | 12 Gang GridPro® Frontplate - Polished Chrome |
| FPBN20512 | 12 Gang GridPro® Frontplate - Black Nickel |
| FPPN20512 | 12 Gang GridPro® Frontplate - Pearl Nickel |
| FPBS20512 | 12 Gang GridPro® Frontplate - Brushed Stainless |
| FPSS20512 | 12 Gang GridPro® Frontplate - Stainless Steel |



Back Box Depth: 47mm Minimum **Cable Size:** Dependant on module used
Dimensions: 146mm x 207mm x 1.3mm

Understanding the code:

FP - Plate Style **BN** - Plate Finish **20509** - Product No.
CH Polished Chrome, BN Black Nickel, PN Pearl Nickel, BS Brushed Steel, SS Stainless Steel.