



Miniature circuit-breaker



Powering Business Worldwide™

Part no. FAZ-C6/2

Article no. 278754

Delivery programme

Product range			FAZ miniature circuit-breakers
Basic function			Miniature circuit-breakers
Tripping characteristic			C
Application			Instantaneous release response current 5 - 10 x I _n
Switching capacity			Switching capacity 15 kA (IEC/EN 60947-2)
Rated current	I _n	A	6
Pole			2 pole
Notes			With 2 protected poles
Contact sequence			

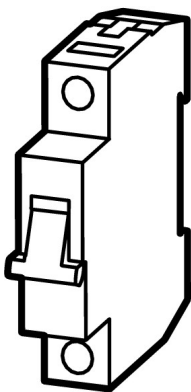
Notes

Switching capacity (IEC/EN 60898)	10 kA
Switching capacity (IEC/EN 60947-2)	15 kA

Accessories

Auxiliary contacts	→ 286054
Voltage releases	→ 291464
Mounting accessories	


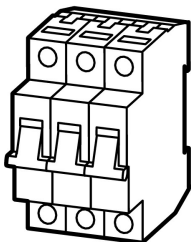
1 pole	2-pole; 1N-pole
Depth 71 mm	Depth 71 mm
Width 17.5 mm	Width 35 mm



3 pole

Depth 71 mm

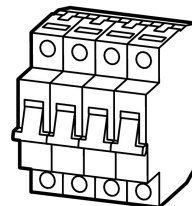
Width 52.5 mm



4-pole; 3-pole + N

Depth 71 mm

Width 70 mm



Approvals

Product Standards
UL File No.

IEC/EN 60947-2; IEC/EN 60898; UL 1077; CSA-C22.2 No. 235; CE marking
E177451

UL CCN
 CSA File No.
 CSA Class No.
 NA Certification
 Conditions of Acceptability
 Suitable for
 Current Limiting CB
 Max. Voltage Rating
 Degree of Protection

QVNU2, QVNU8
 204453
 3215-30
 UL recognized, CSA certified
 Supplementary Protector only
 Branch Circuits; not as BCPD
 No
 480Y/277 VAC; 96 VDC
 IEC: IP20; UL/CSA Type: -

Electrical

Standards			IEC/EN 60947-2 IEC/EN 60898
Rated operational voltage	U _e	V	
	U _e	V AC	
Rated operating voltage	U _e	V AC	230/400
		V DC	48 (per pole)
Rated switching capacity		kA	15
Operational switching capacity		kA	7.5
Characteristic			B, C, D
Max. back-up fuse		A gL/ gG	125
Selectivity Class			3
Lifespan	Operations		> 10000
Direction of incoming supply			as required

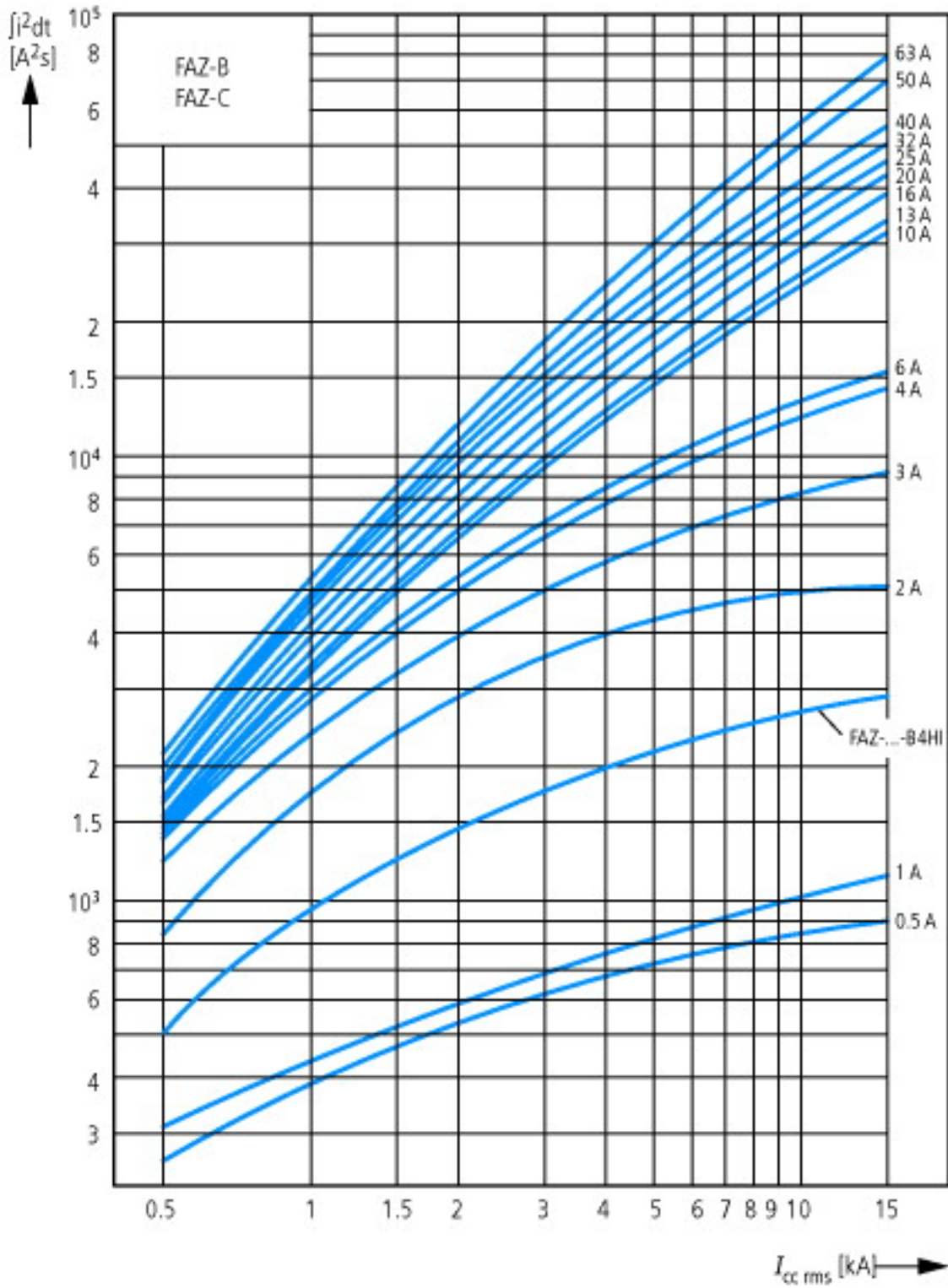
Mechanical

Standard front dimension		mm	45
Enclosure height		mm	
Enclosure width		mm	80
Terminal protection			Finger and back-of-hand proof to BGV A2
Mounting width per pole		mm	17.5
Mounting			IEC/EN 60715 top-hat rail
Protection type			IP20, IP40 (when fitted)
Terminals top and bottom			Twin-purpose terminals
Terminal capacities		mm ²	
		mm ²	1 x 25
		mm ²	2 x 10
Thickness of busbar material		mm	
Material thickness		mm	0.8 ... 2
Mounting position			As required

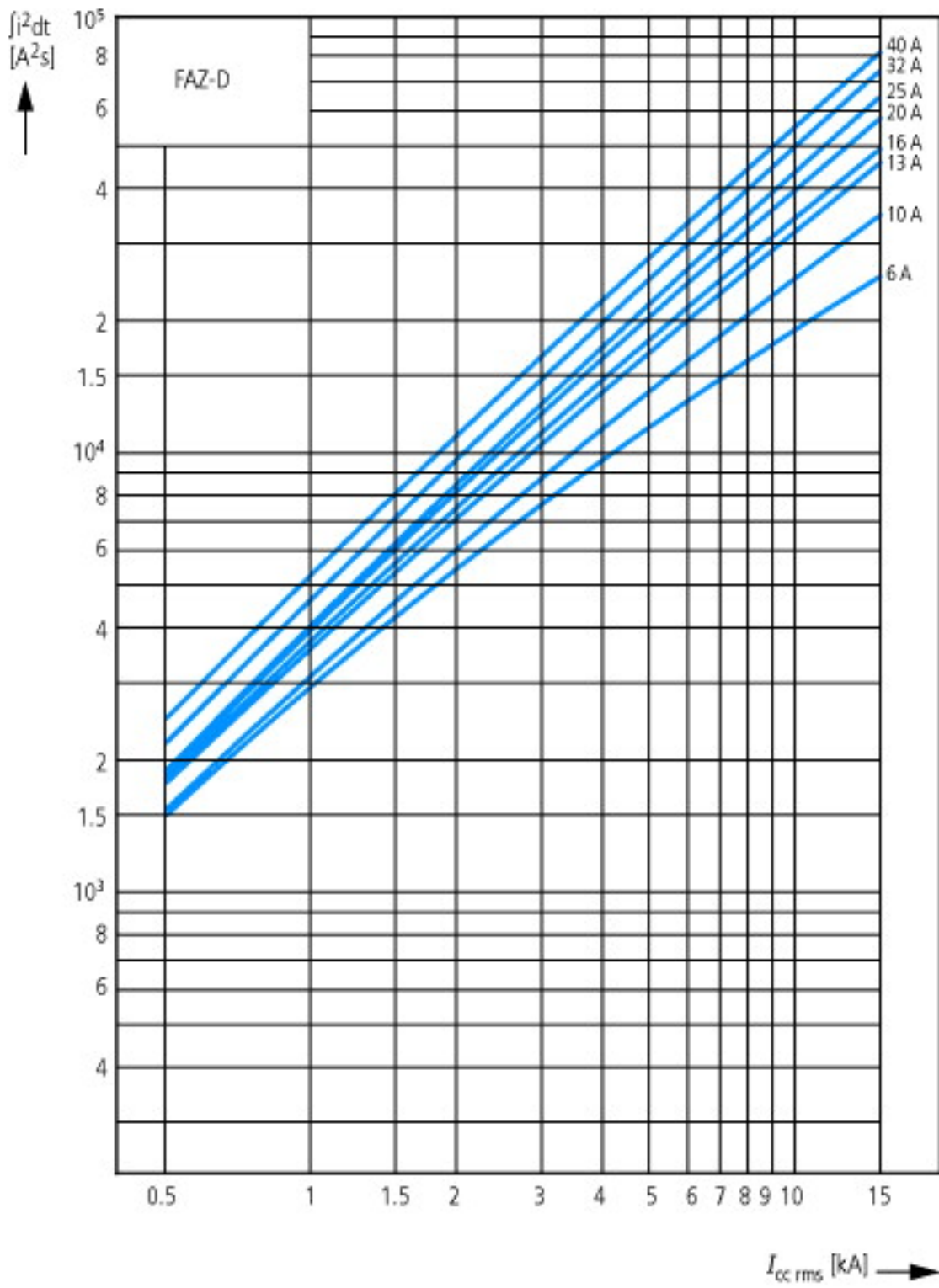
Technical data ETIM 4.0

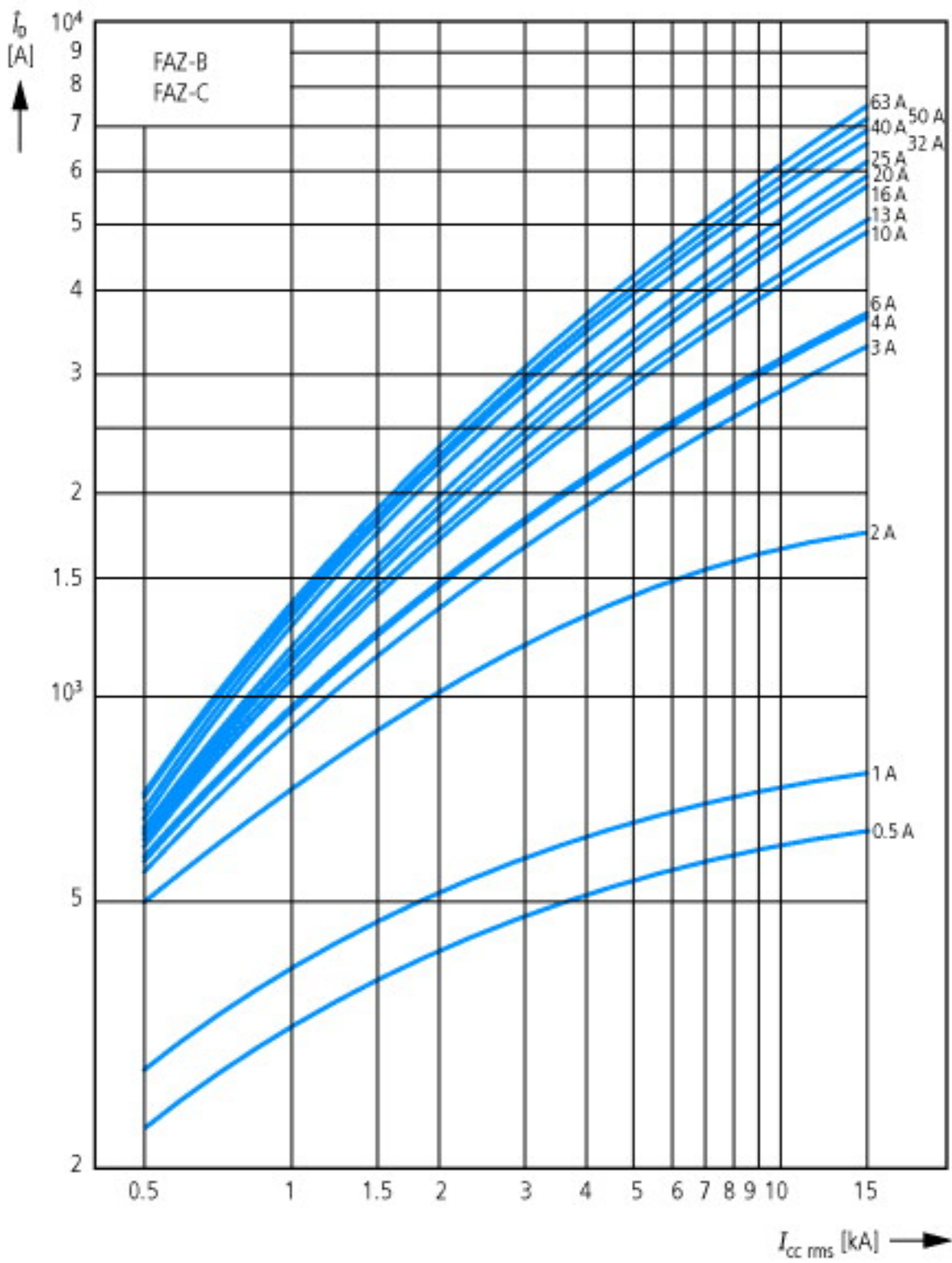
Frequency		Hz	50 Hz
Voltage type			AC
Mounting depth		mm	71 mm
Rated current		A	6 A
Rated voltage		V	400 V
Trip type			C
Number of poles			2
Current-limiting class			3
Overvoltage category			3
Pollution degree			2
Width in space units			2
Protection type (IP)			IP20
Neutral conductor switching with pole			false
Rated switching capacity according to EN 60898		kA	10 kA
Rated switching capacity according to IEC 60947-2		kA	0 kA

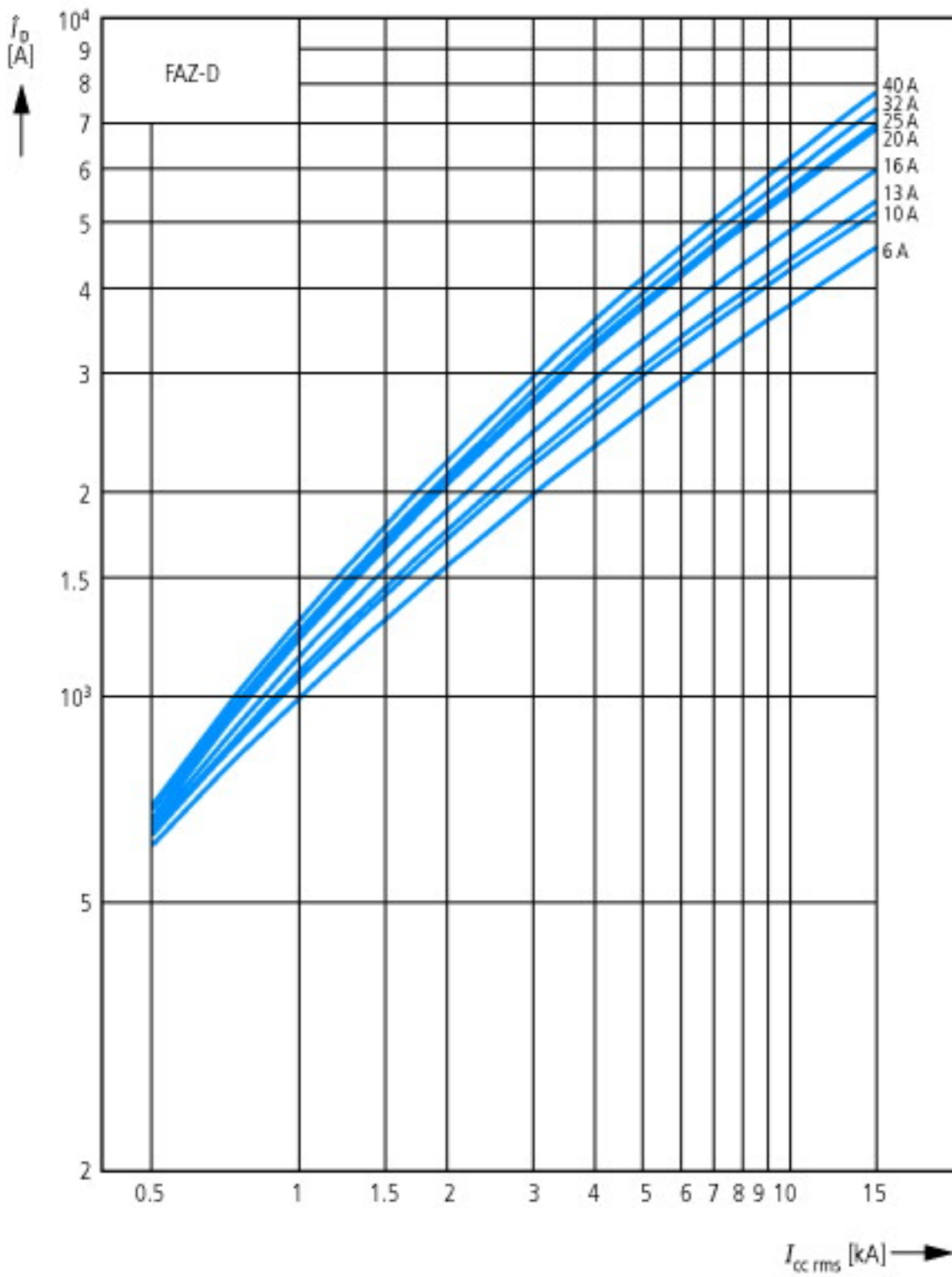
Characteristics

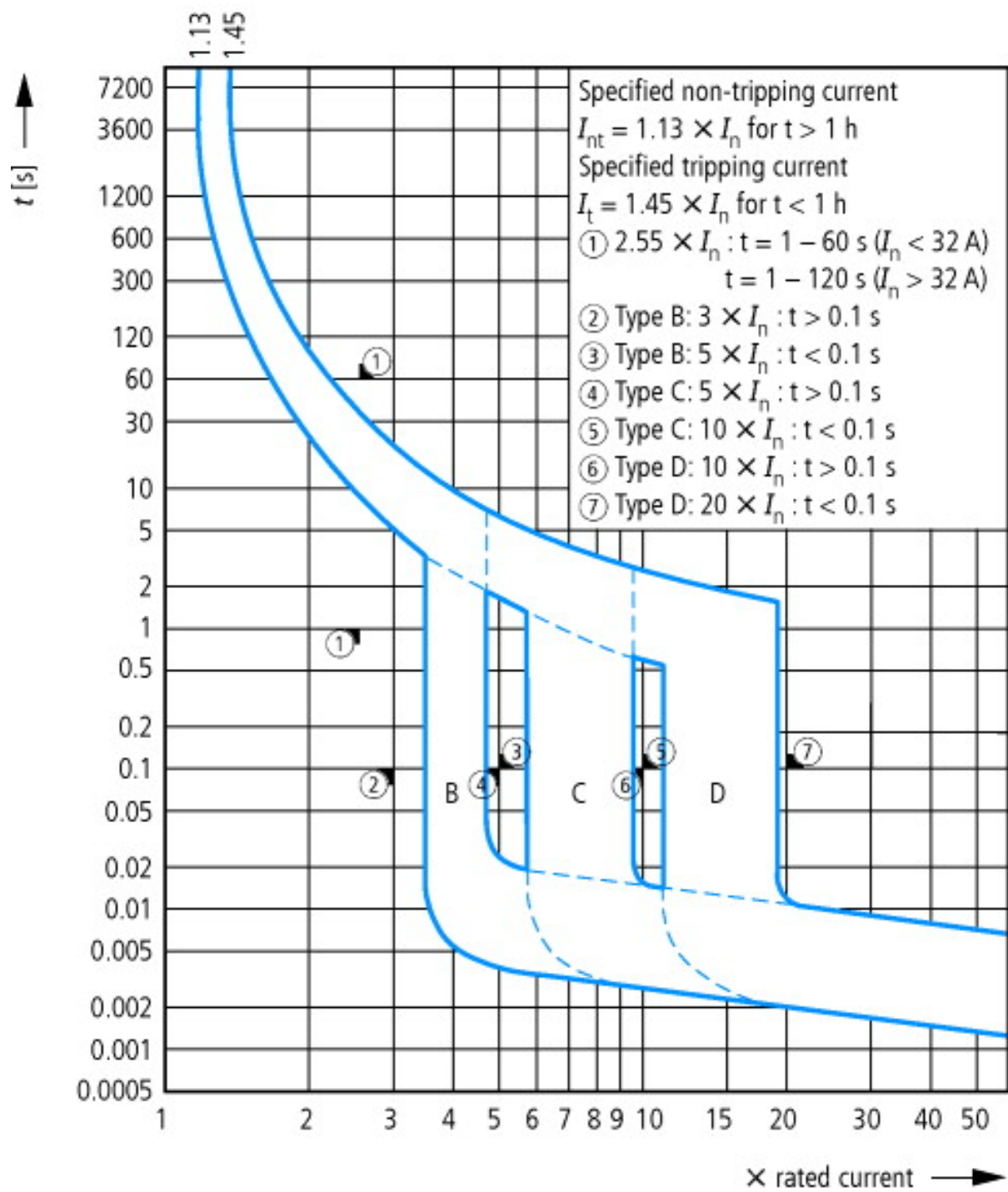


Let-through energy I^2t
According to IEC/EN 60898



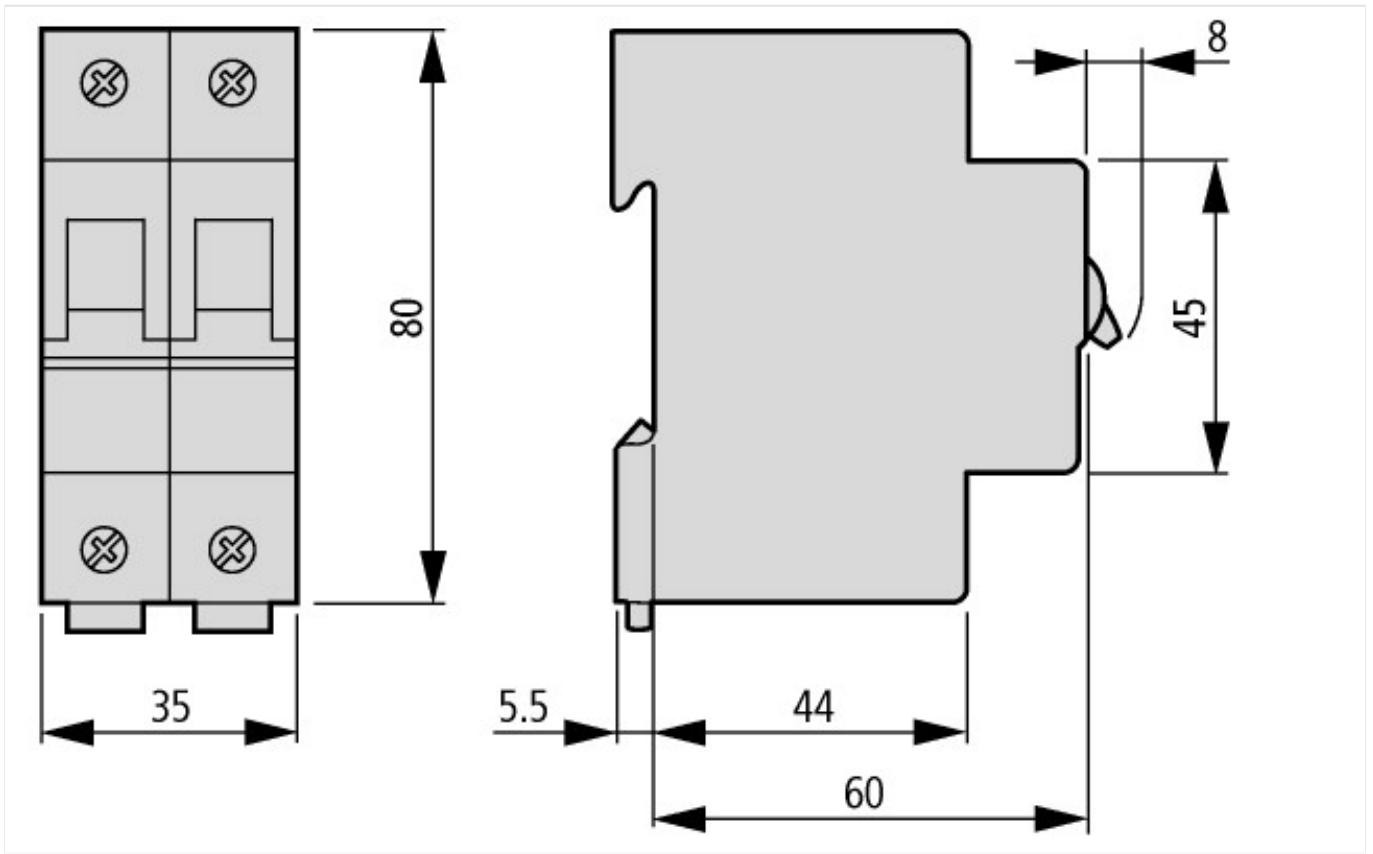






Tripping characteristic at 30 °C:
 B, C, D to IEC/EN 60898

Dimensions



Additional product information (links)

AWA1220-1755 Circuit-breaker

AWA1220-1755 Circuit-breaker

ftp://ftp.moeller.net/DOCUMENTATION/AWA_INSTRUCTIONS/17550701.pdf