



Miniature circuit-breaker



Powering Business Worldwide™

Part no. FAZ-D16/3

Article no. 278896

Delivery programme

Product range			FAZ miniature circuit-breakers
Basic function			Miniature circuit-breakers
Tripping characteristic			D
Application			Instantaneous release response current 10 - 20 x I _n
Switching capacity			Switching Capacity 15 kA (IEC/EN 60947-2)
Rated current	I _n	A	16
Pole			3 pole
Notes			With 3 protected poles
Contact sequence			

Notes

Switching capacity (IEC/EN 60898) 10 kA

Switching capacity (IEC/EN 60947-2) 15 kA

Accessories

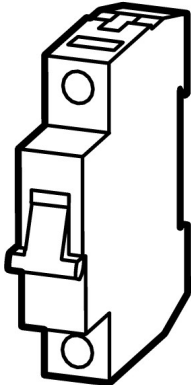
Auxiliary contacts → 286054

Voltage releases → 291464

1 pole 2-pole; 1N-pole

Depth 71 mm Depth 71 mm


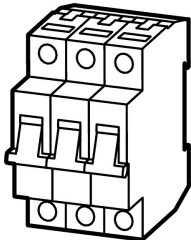
Width 17.5 mm Width 35 mm



3 pole

Depth 71 mm

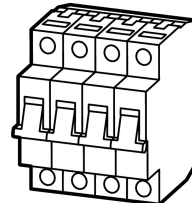
Width 52.5 mm



4-pole; 3N-pole

Depth 71 mm

Width 70 mm



Approvals

Product Standards	IEC/EN 60947-2; IEC/EN 60898; UL 1077; CSA-C22.2 No. 235; CE marking
UL File No.	E177451
UL CCN	QVNU2, QVNU8
CSA File No.	204453
CSA Class No.	3215-30
NA Certification	UL recognized, CSA certified
Conditions of Acceptability	Supplementary Protector only

Electrical

Standards			IEC/EN 60947-2 IEC/EN 60898
Rated operational voltage	U _e	V	
	U _e	V AC	
Rated operating voltage	U _e	V AC	230/400
		V DC	48 (per pole)
Rated switching capacity		kA	15
Operational switching capacity		kA	7.5
Characteristic			B, C, D
Max. back-up fuse		A gL/ gG	125
Selectivity Class			3
Lifespan	Operations		> 10000
Direction of incoming supply			as required

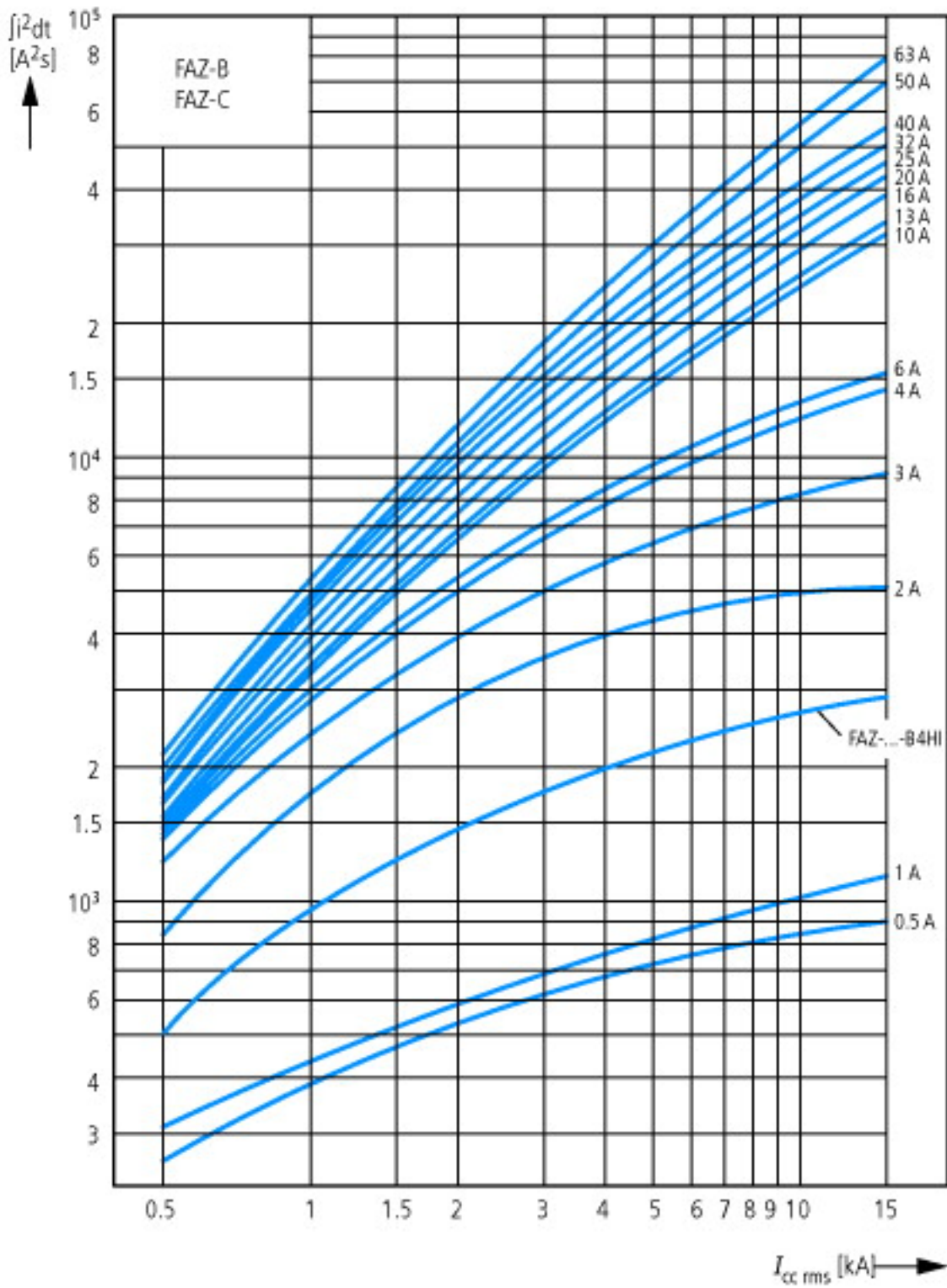
Mechanical

Standard front dimension		mm	45
Enclosure height		mm	
Enclosure width		mm	80
Terminal protection			Finger and back-of-hand proof to BGV A2
Mounting width per pole		mm	17.5
Mounting			IEC/EN 60715 top-hat rail
Protection type			IP20, IP40 (when fitted)
Terminals top and bottom			Twin-purpose terminals
Terminal capacities		mm ²	
		mm ²	1 x 25
		mm ²	2 x 10
Thickness of busbar material		mm	
Material thickness		mm	0.8 ... 2
Mounting position			As required

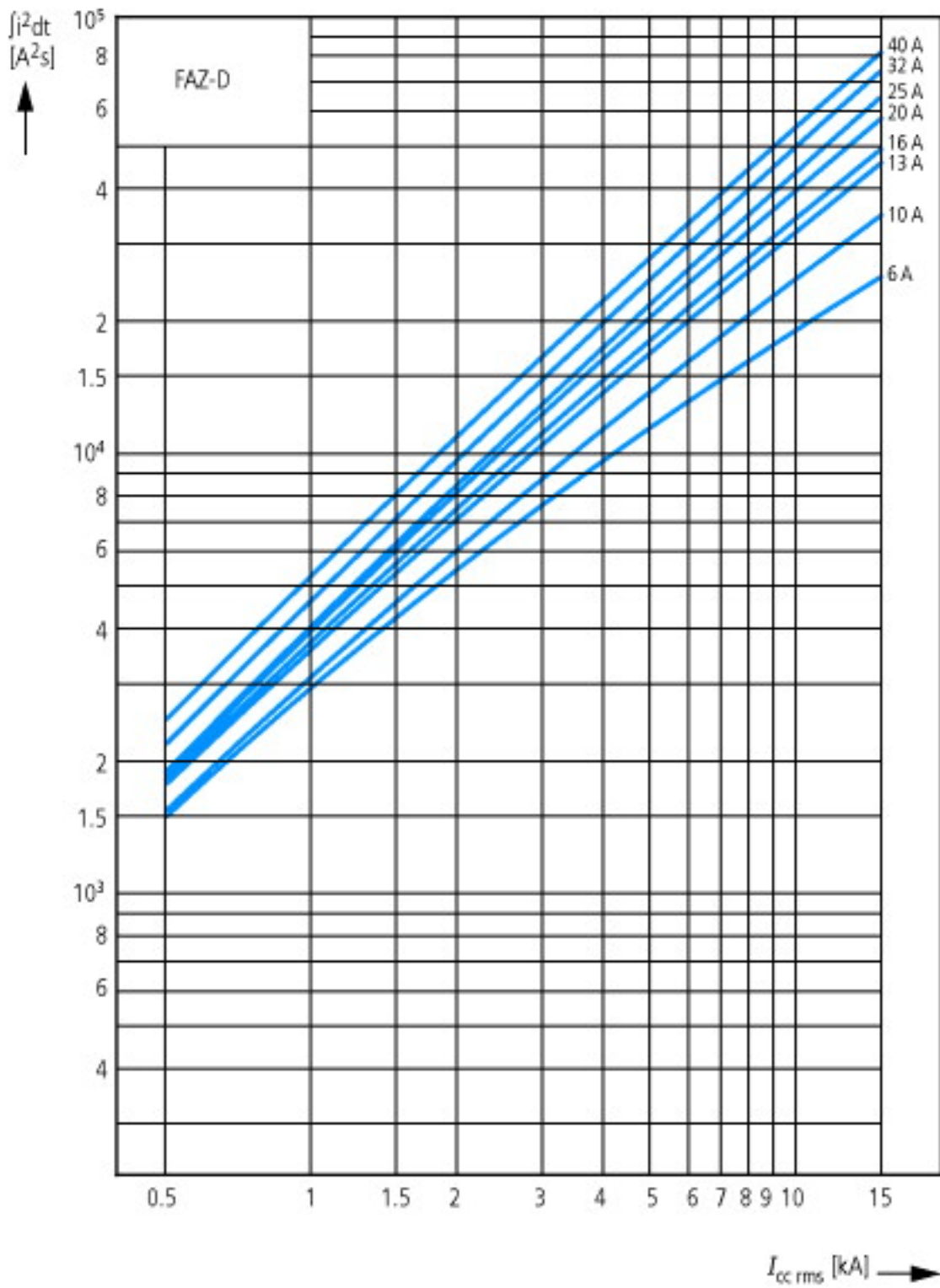
Technical data ETIM 4.0

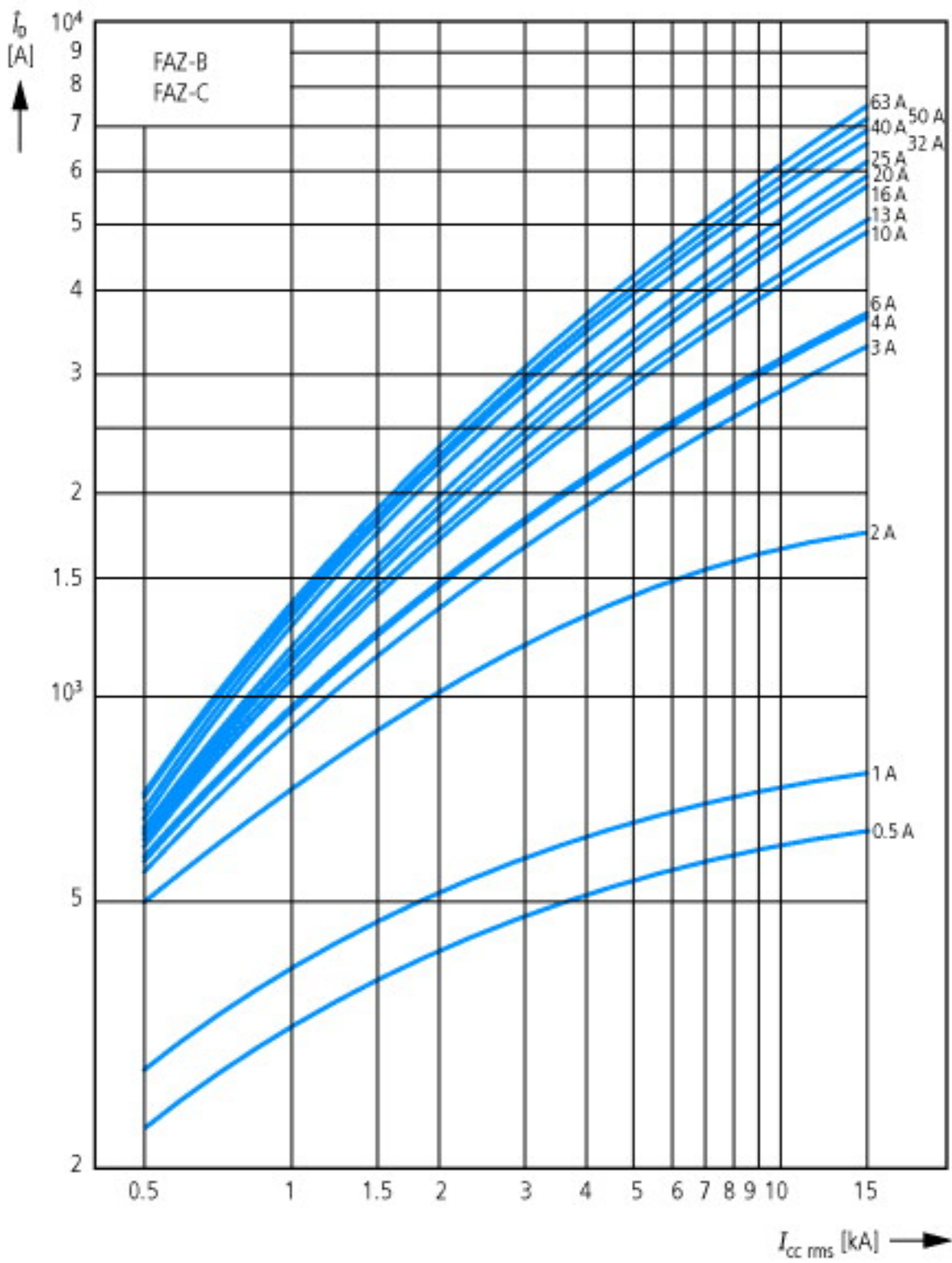
Frequency		Hz	50 Hz
Voltage type			AC
Mounting depth		mm	71 mm
Rated current		A	16 A
Rated voltage		V	400 V
Trip type			D
Number of poles			3
Current-limiting class			3
Overvoltage category			3
Pollution degree			2
Width in space units			3
Protection type (IP)			IP20
Neutral conductor switching with pole			false
Rated switching capacity according to EN 60898		kA	10 kA
Rated switching capacity according to IEC 60947-2		kA	0 kA
Additional equipment possible			true

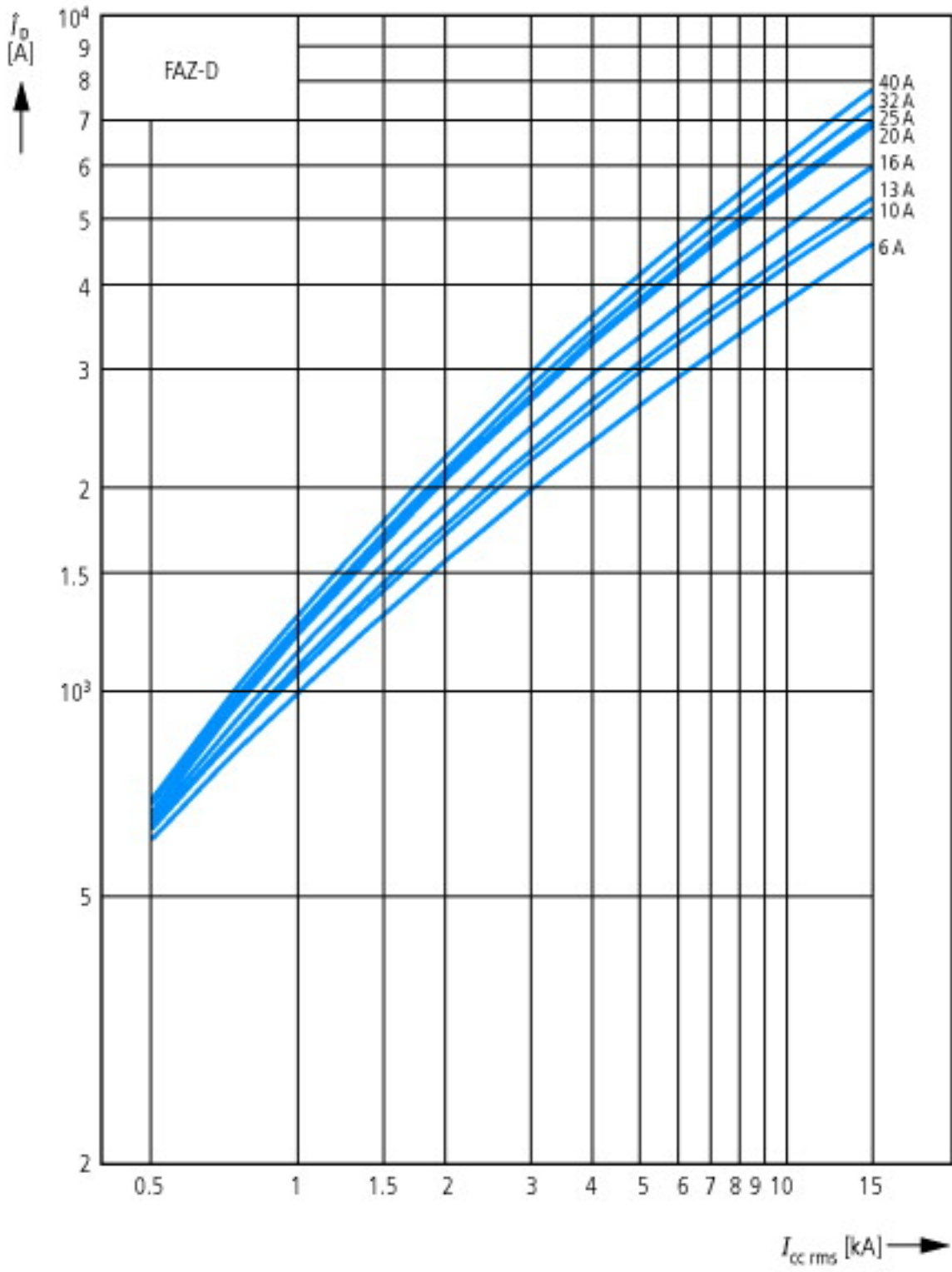
Characteristics

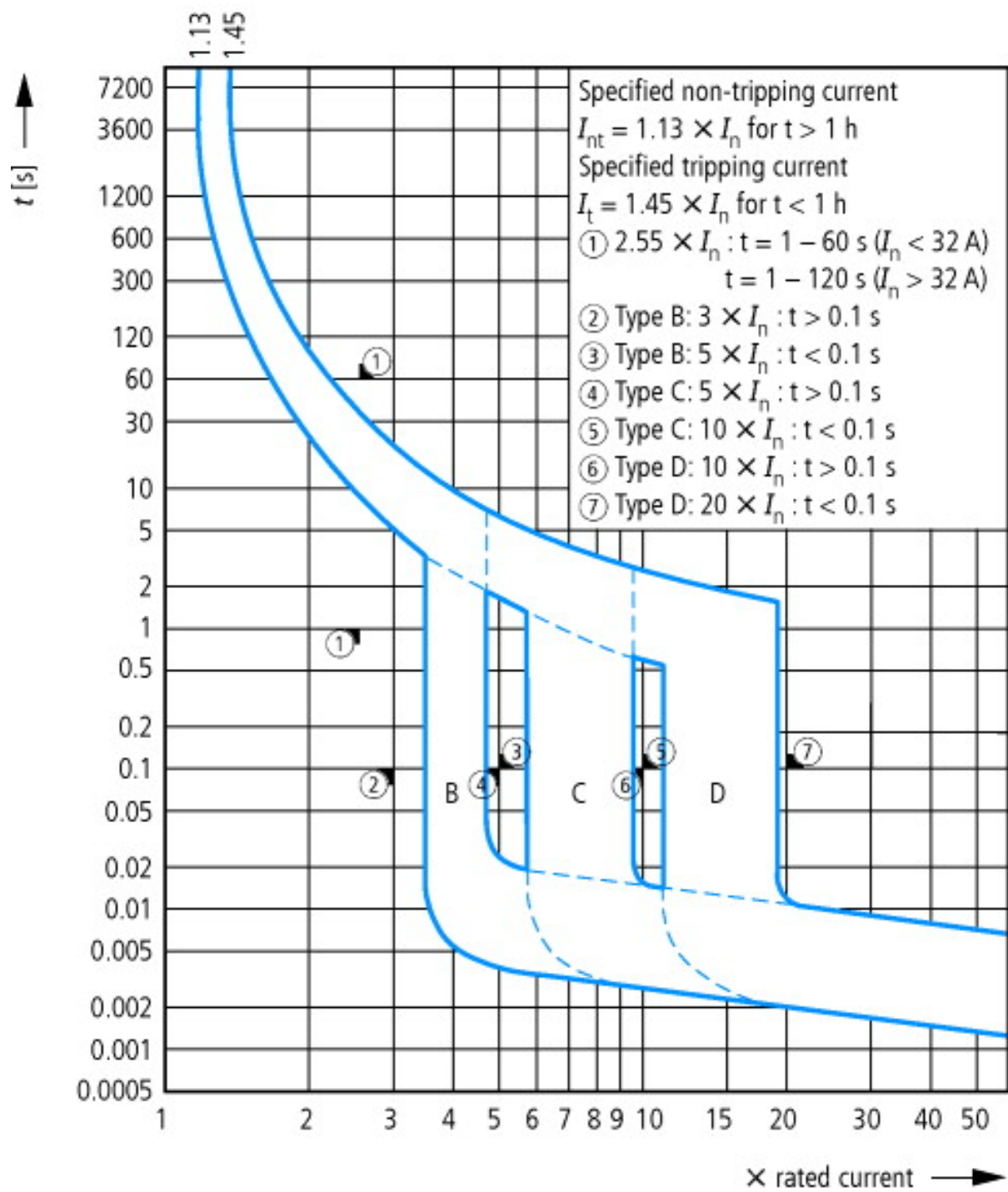


Let-through energy $\int i^2 dt$
According to IEC/EN 60898



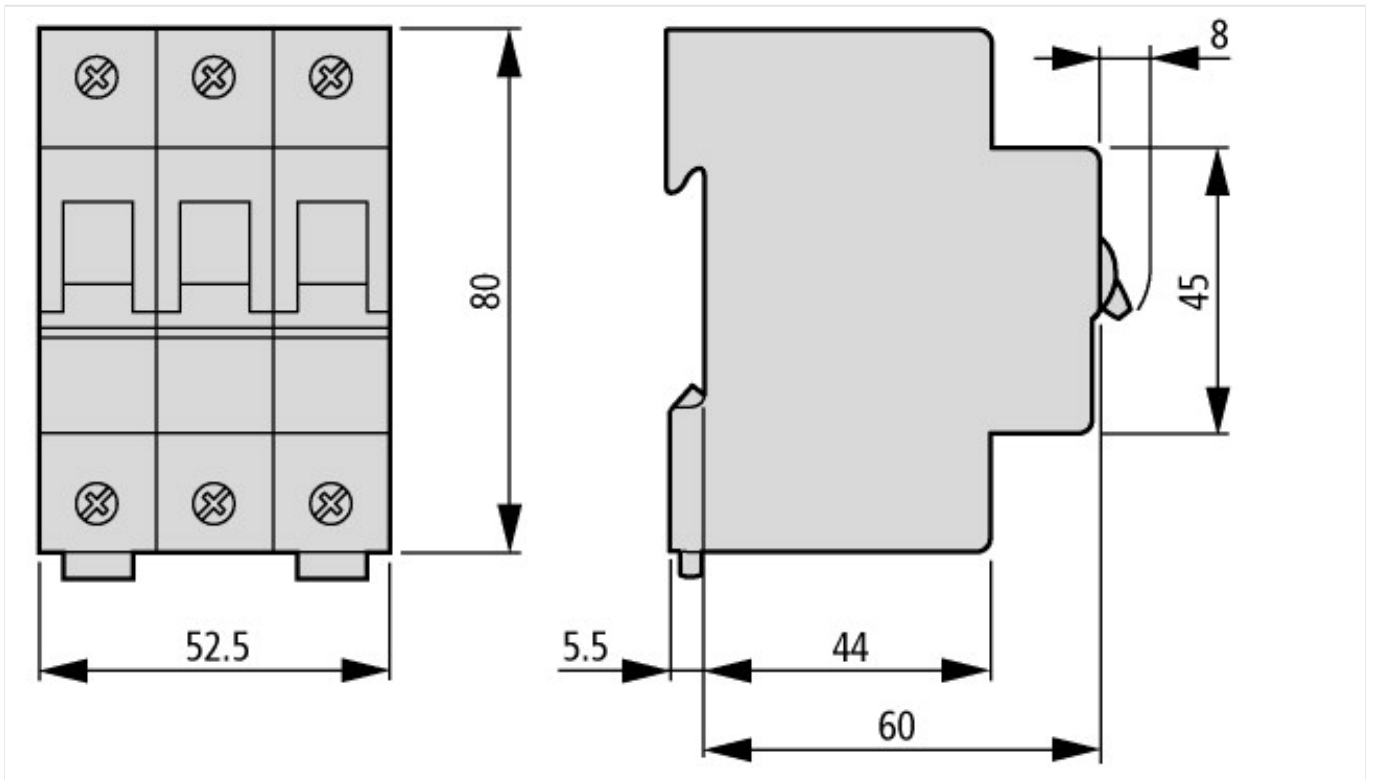






Tripping characteristic at 30 °C:
 B, C, D to IEC/EN 60898

Dimensions



Additional product information (links)

AWA1220-1755 Circuit-breaker

AWA1220-1755 Circuit-breaker

ftp://ftp.moeller.net/DOCUMENTATION/AWA_INSTRUCTIONS/17550701.pdf