



## Miniature circuit-breaker



Powering Business Worldwide™

**Part no.** FAZ-C10/3

**Article no.** 278869

### Delivery programme

Product range			FAZ miniature circuit-breakers
Basic function			Miniature circuit-breakers
Tripping characteristic			C
Application			Instantaneous release response current 5 - 10 x I <sub>n</sub>
Switching capacity			Switching capacity 15 kA (IEC/EN 60947-2)
Rated current	I <sub>n</sub>	A	10
Pole			3 pole
<b>Notes</b>			With 3 protected poles
Contact sequence			

#### Notes

Switching capacity 10 kA

(IEC/EN 60898)

Switching capacity 15 kA

(IEC/EN 60947-2)

#### Accessories

Auxiliary contacts → 286054

Voltage releases → 291464

Mounting accessories

1 pole

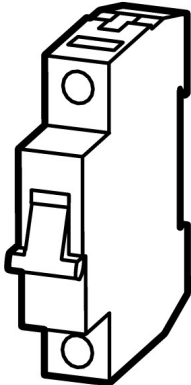
2-pole; 1N-pole

Depth 71 mm


Depth 71 mm

Width 17.5 mm

Width 35 mm



3 pole



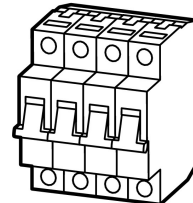
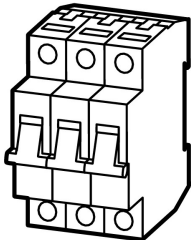
4-pole; 3-pole + N

Depth 71 mm

Depth 71 mm

Width 52.5 mm

Width 70 mm



### Approvals

Product Standards

UL File No.

UL CCN

CSA File No.

CSA Class No.

NA Certification

Conditions of Acceptability

IEC/EN 60947-2; IEC/EN 60898; UL 1077; CSA-C22.2 No. 235; CE marking

E177451

QVNU2, QVNU8

204453

3215-30

UL recognized, CSA certified

Supplementary Protector only

## Electrical

Standards			IEC/EN 60947-2 IEC/EN 60898
Rated operational voltage	U <sub>e</sub>	V	
	U <sub>e</sub>	V AC	
Rated operating voltage	U <sub>e</sub>	V AC	230/400
		V DC	48 (per pole)
Rated switching capacity		kA	15
Operational switching capacity		kA	7.5
Characteristic			B, C, D
Max. back-up fuse		A gL/ gG	125
Selectivity Class			3
Lifespan	Operations		> 10000
Direction of incoming supply			as required

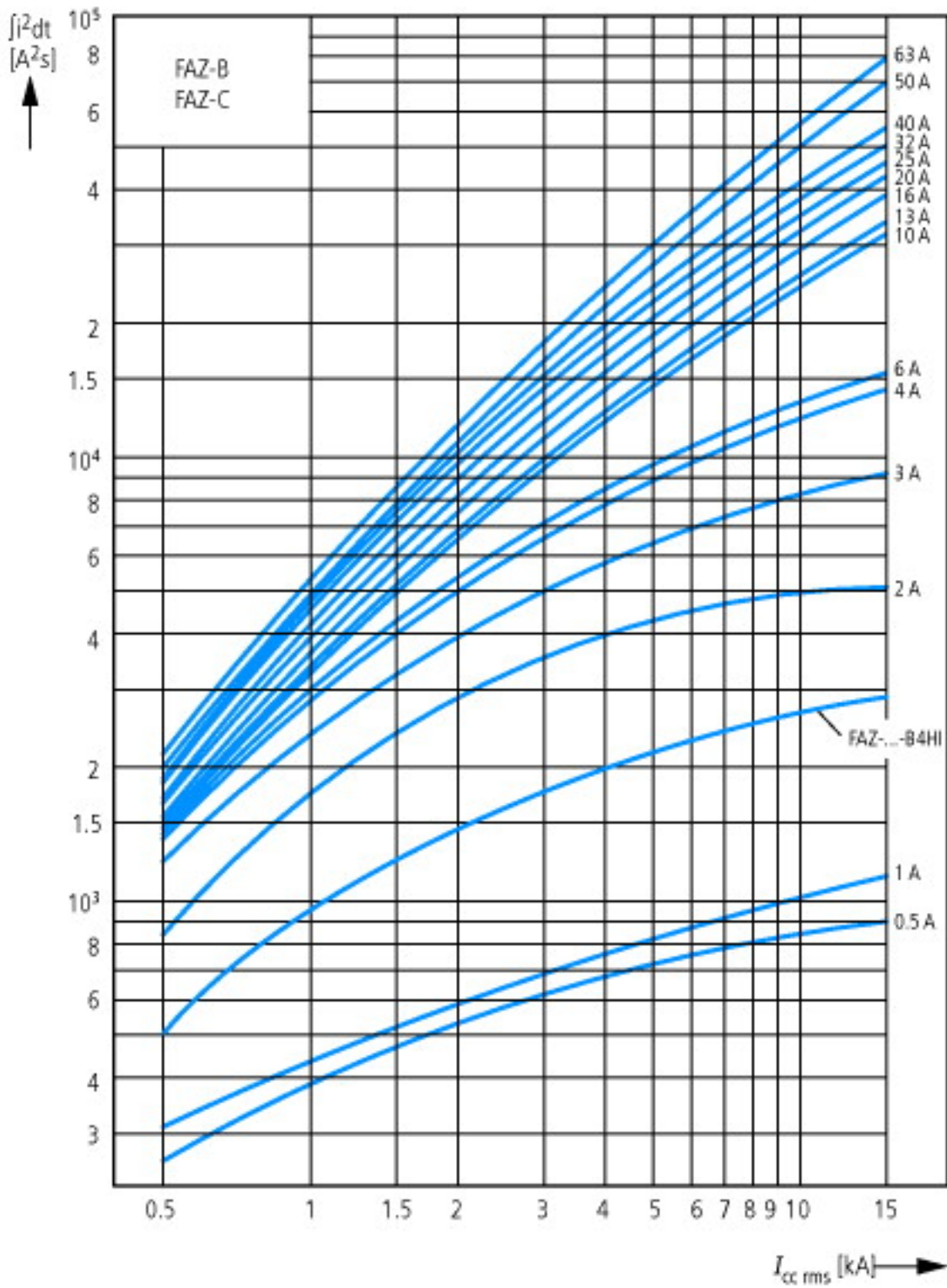
## Mechanical

Standard front dimension		mm	45
Enclosure height		mm	
Enclosure width		mm	80
Terminal protection			Finger and back-of-hand proof to BGV A2
Mounting width per pole		mm	17.5
Mounting			IEC/EN 60715 top-hat rail
Protection type			IP20, IP40 (when fitted)
Terminals top and bottom			Twin-purpose terminals
Terminal capacities		mm <sup>2</sup>	
		mm <sup>2</sup>	1 x 25
		mm <sup>2</sup>	2 x 10
Thickness of busbar material		mm	
Material thickness		mm	0.8 ... 2
Mounting position			As required

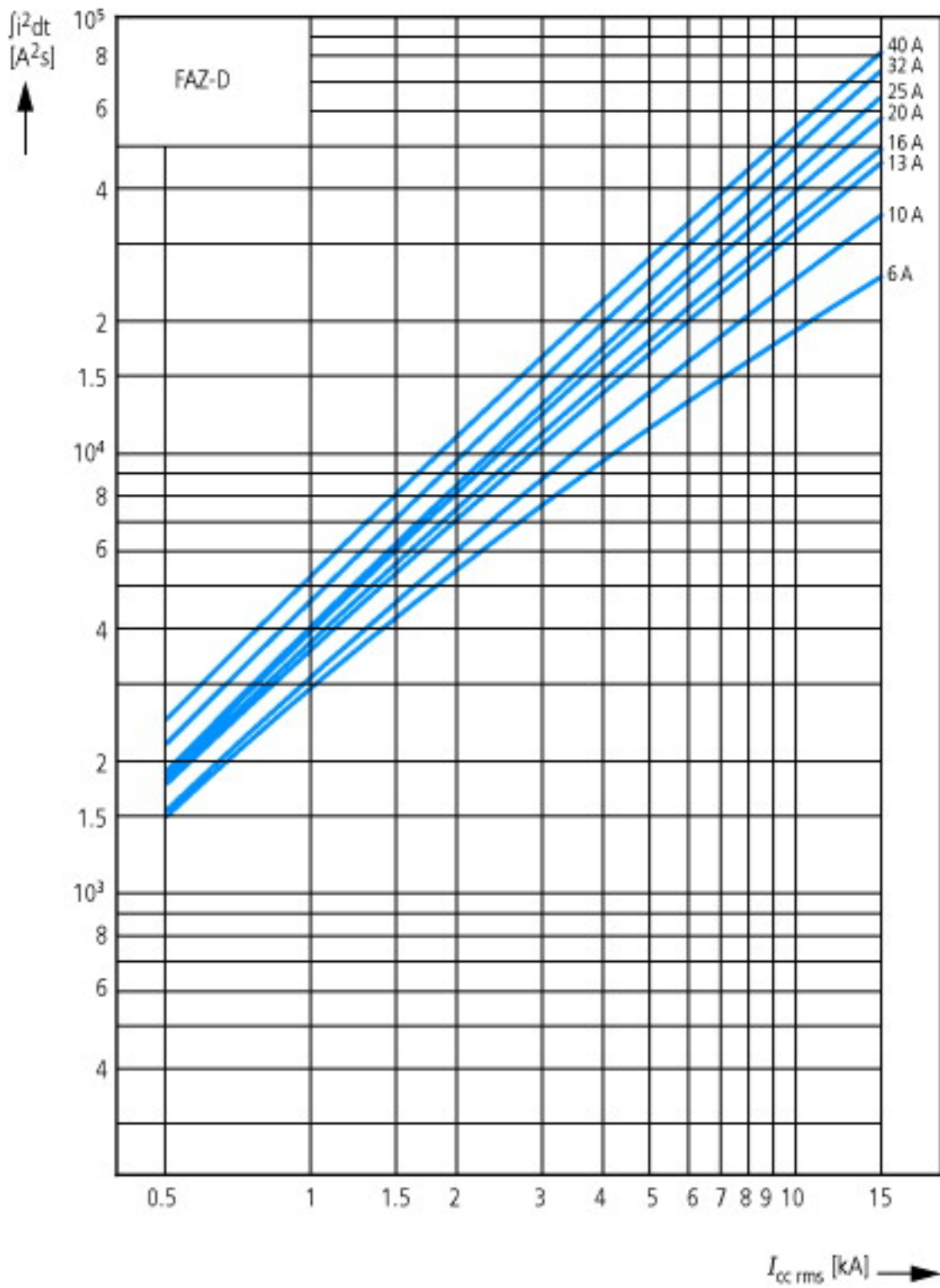
## Technical data ETIM 4.0

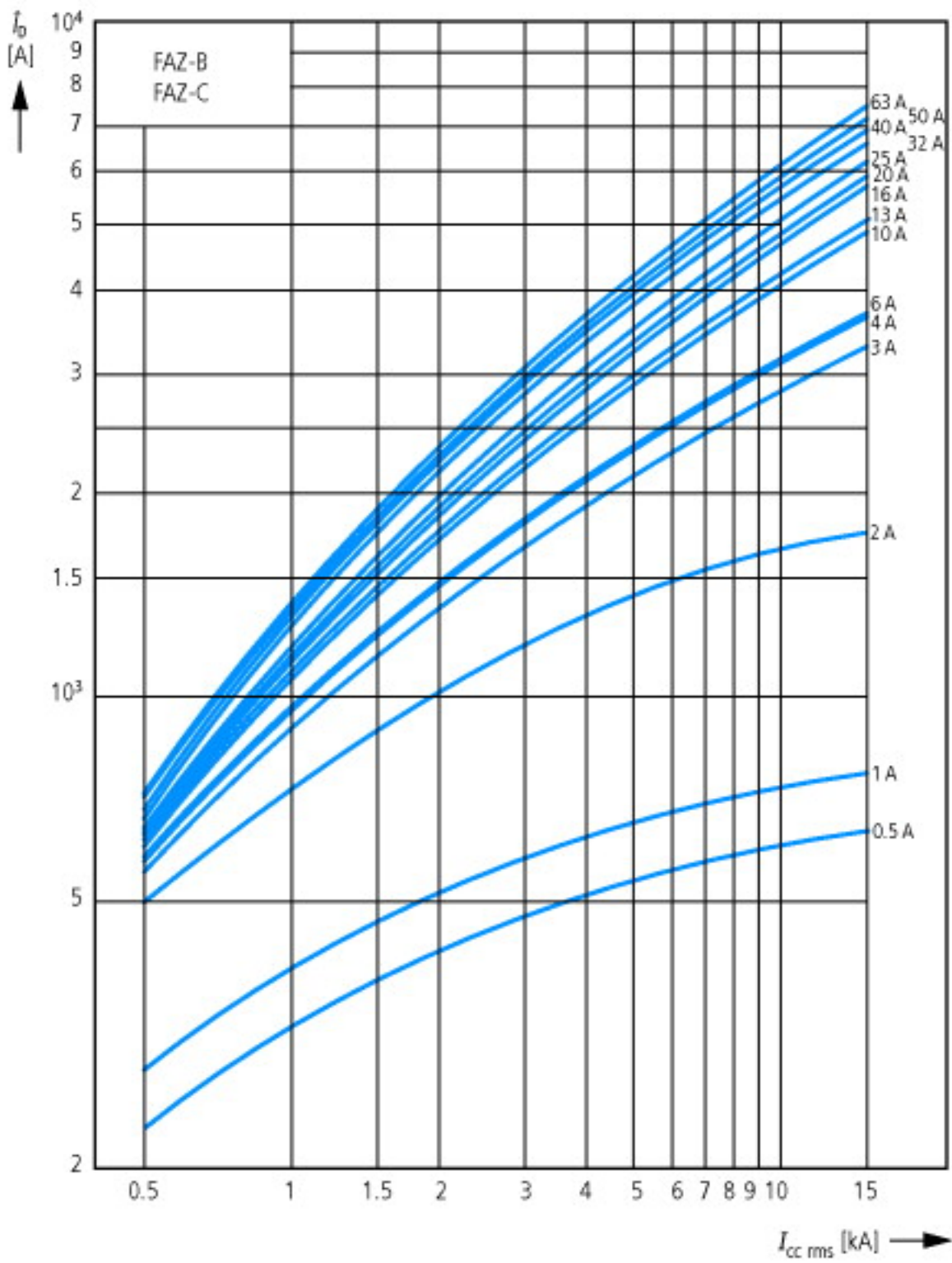
Frequency		Hz	50 Hz
Voltage type			AC
Mounting depth		mm	71 mm
Rated current		A	10 A
Rated voltage		V	400 V
Trip type			C
Number of poles			3
Current-limiting class			3
Overvoltage category			3
Pollution degree			2
Width in space units			3
Protection type (IP)			IP20
Neutral conductor switching with pole			false
Rated switching capacity according to EN 60898		kA	10 kA
Rated switching capacity according to IEC 60947-2		kA	0 kA
Additional equipment possible			true

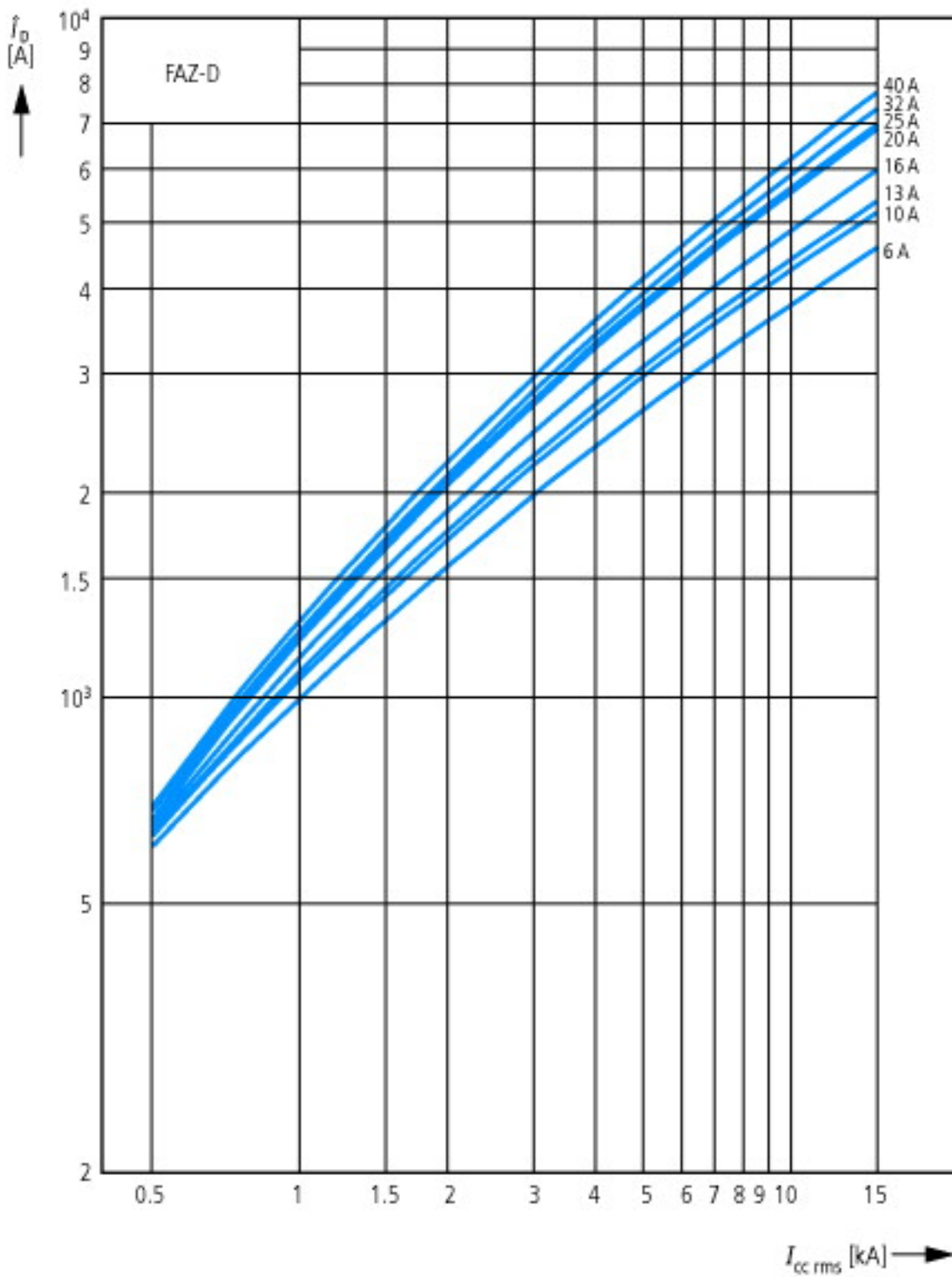
## Characteristics

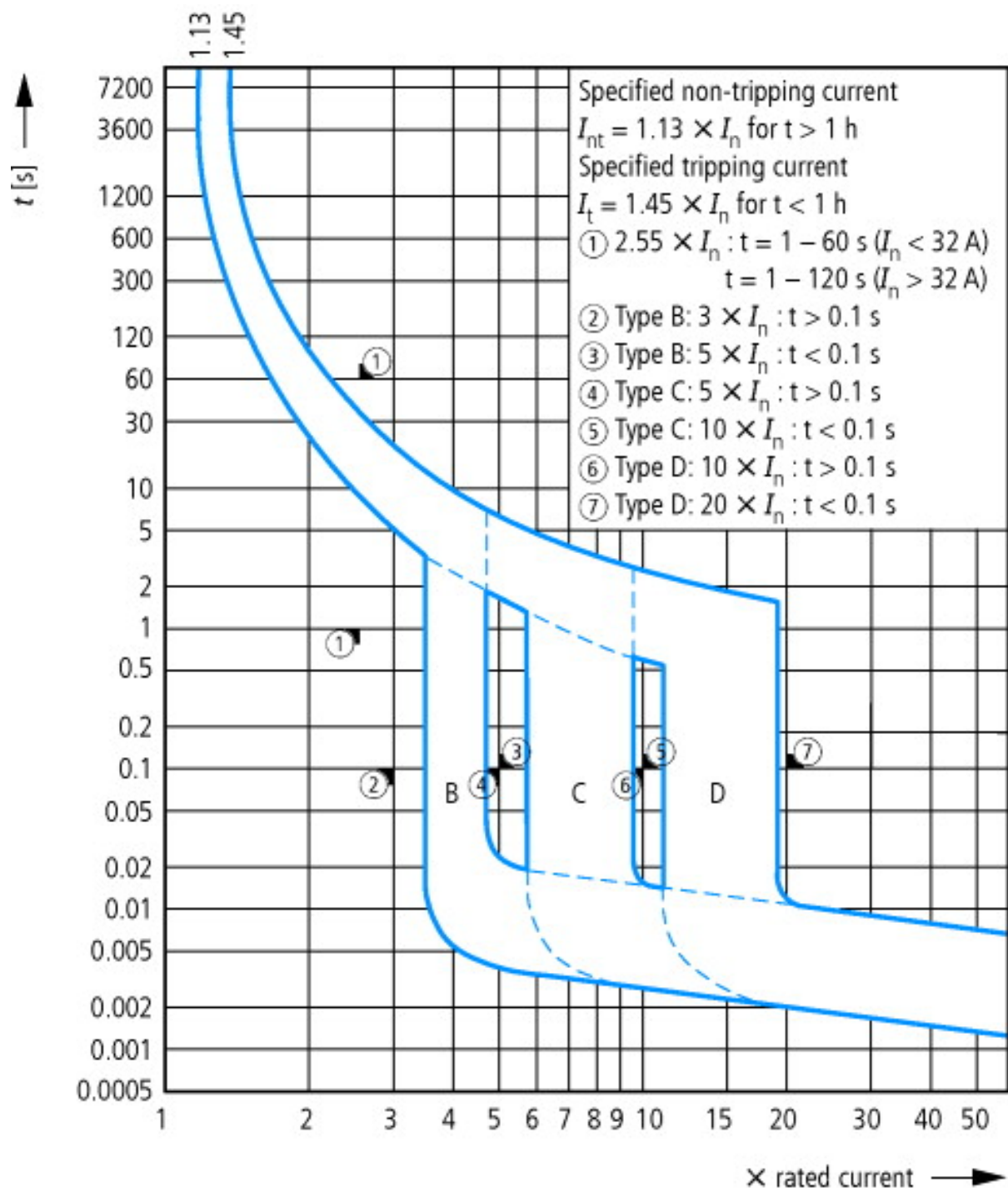


Let-through energy  $\int i^2 dt$   
According to IEC/EN 60898



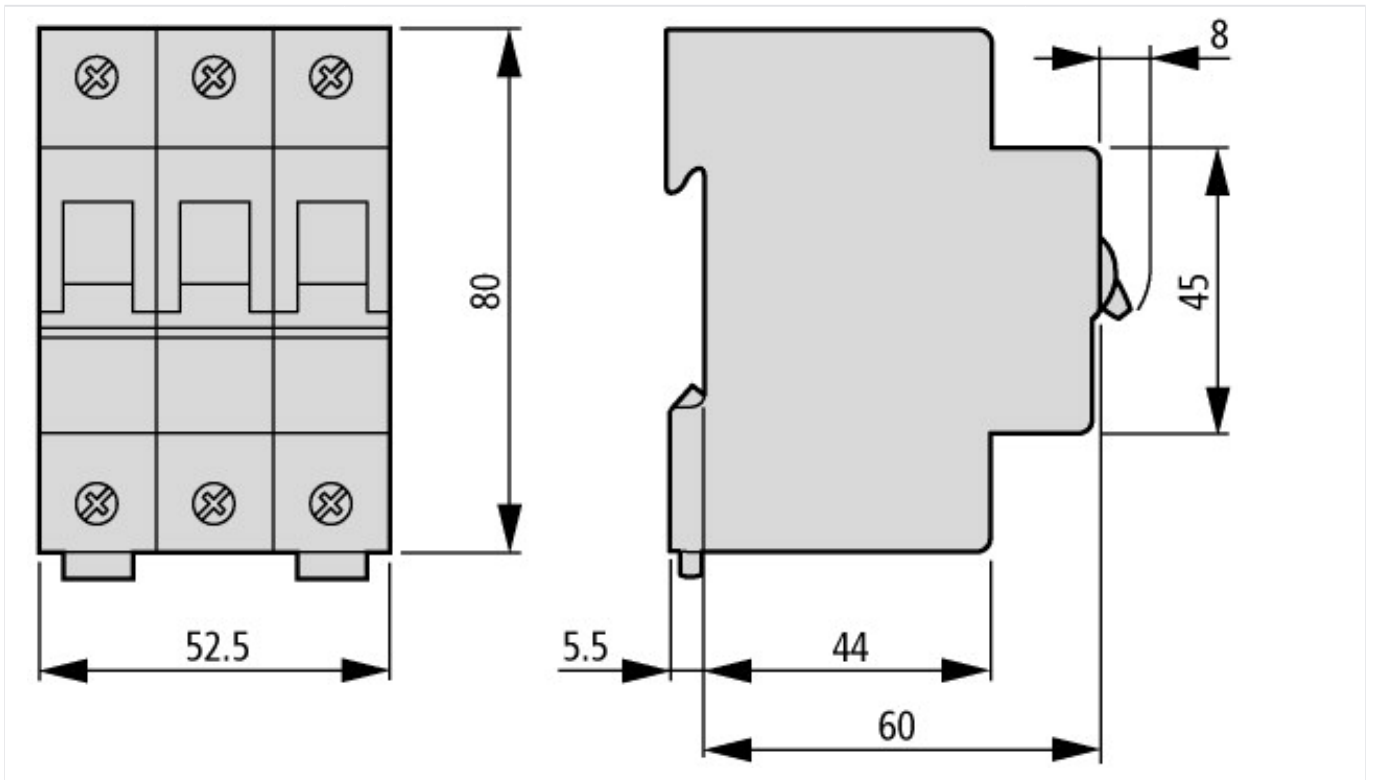






Tripping characteristic at 30 °C:  
 B, C, D to IEC/EN 60898

## Dimensions



#### Additional product information (links)

**AWA1220-1755 Circuit-breaker**

AWA1220-1755 Circuit-breaker

[ftp://ftp.moeller.net/DOCUMENTATION/AWA\\_INSTRUCTIONS/17550701.pdf](ftp://ftp.moeller.net/DOCUMENTATION/AWA_INSTRUCTIONS/17550701.pdf)