


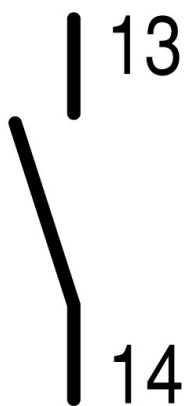



## Complete module, front

Part no.  
Article no.

M22-AK10  
216504

### Delivery programme

Product range			RMQ-Titan (drilling dimensions 22.5 mm)
Basic function			Accessories
Single unit/Complete unit			Element
Description			Assembly of contact element with screw terminals and fixing adapter
Fixing			Front fixing
Connection technique			Screw terminals
Auxiliary contacts:  = safety function, by positive opening to IEC/EN 60947-5-1			
N/O = Normally open			1 N/O
Contact sequence			
Contact travel diagram, stroke in connection with front element			
Contact diagram			 0      2.8      5.5
Configuration			
Protection type			IP20
Front ring			Front ring: titanium
Connection to SmartWire-DT			no

### Approvals

Product Standards  
UL File No.  
UL CCN  
CSA File No.  
CSA Class No.  
NA Certification  
Degree of Protection

IEC/EN 60947-5; UL 508; CSA-C22.2 No. 14-05; CSA-C22.2 No. 94-91; CE marking  
E29184  
NKCR  
012528  
3211-03  
UL listed, CSA certified  
UL/CSA Type: -

### General

Standards			IEC/EN 60947 VDE 0660
Lifespan, mechanical	Operations	x 10 <sup>6</sup>	> 5
Operating frequency	Operations/ h		≅ 3600
Actuating force		n	≅ 5
Operating torque (screw terminals)		Nm	≅ 0.8
Protection type			IP20

Climatic proofing			Damp heat, constant to IEC 60068-2-78 Damp heat, cyclic to IEC 60068-2-30
Ambient temperature		°C	
Open		°C	- 25 - + 70
Mounting position			As required
Mechanical shock resistance		g	30 Shock duration 11 ms Sinusoidal according to IEC 60068-2-27
Terminal capacities		mm <sup>2</sup>	
Solid		mm <sup>2</sup>	0.75 - 2.5
Stranded		mm <sup>2</sup>	0.5 - 2.5

## Contacts

Rated impulse withstand voltage	U <sub>imp</sub>	V AC	6000
Rated insulation voltage	U <sub>i</sub>	V	500
Overvoltage category/pollution degree			III/3
Control circuit reliability			
at 24 V DC/5 mA	H <sub>F</sub>	Fault probability	< 10 <sup>-7</sup> , < 1 fault in 10 <sup>7</sup> operations
at 5 V DC/1 mA	H <sub>F</sub>	Fault probability	< 5 x 10 <sup>-6</sup> , < 1 failure in 5 x 10 <sup>6</sup> operations
Max. short-circuit protective device			
Fuseless		Type	PKZM0-10/FAZ-B6/1
Fuse	gG/gL	A	10

## Switching capacity

Rated operational current	I <sub>e</sub>	A	
AC-15			
115 V	I <sub>e</sub>	A	6
220 V 230 V 240 V	I <sub>e</sub>	A	6
380 V 400 V 415 V	I <sub>e</sub>	A	4
500 V	I <sub>e</sub>	A	2
DC-13			
24 V	I <sub>e</sub>	A	3
42 V	I <sub>e</sub>	A	1.7
60 V	I <sub>e</sub>	A	1.2
110 V	I <sub>e</sub>	A	0.8
220 V	I <sub>e</sub>	A	0.3
Lifespan, electrical			
AC-15			
230 V/0.5 A	Operations	x 10 <sup>6</sup>	1.6
230 V/1.0 A	Operations	x 10 <sup>6</sup>	1
230 V/3.0 A	Operations	x 10 <sup>6</sup>	0.7
DV-13			
12 V/2.8 A	Operations	x 10 <sup>6</sup>	1.2
Indoor and protected outdoor installation			

## Technical data ETIM 4.0

Suitable for earth leakage circuit breaker			No
Type of electric connection			Screw connection
Rated operation current I <sub>e</sub> at AC-15, 230 V		A	6
Mounting type			Front mount
Suitable for pendant switch			No
Suitable for front element			YES

Suitable for circuit-breakers			No
Suitable for safety position switches			No
Suitable for step switches			No
Suitable for pressure switch/selector switch actuator			YES
Suitable for cam switches			No
Suitable for motor protective circuit breakers			No
Suitable for series-mounting relays			No
Suitable for solenoid			No
Suitable for compact switch-disconnector			No
Suitable for miniature circuit-breakers			No
Suitable for pulse relay			No
Suitable for contactor relay relay			No
Suitable for pendant pushbutton			No
Suitable for residual current device			No
Number of contacts as change-over contact			0
Number of contacts as N/O			1
Number of contacts as NC			0
Suitable for impulse relays			No
Suitable for position switches			No
Suitable for switch-disconnector/residual current device			No
Suitable for contactors			No
Suitable for installation contactor / installation relay			No

### Additional product information (links)

<b>IL04716002Z (AWA1160-1745) RMQ-Titan System</b>		
IL04716002Z (AWA1160-1745) RMQ-Titan System	<a href="ftp://ftp.moeller.net/DOCUMENTATION/AWA_INSTRUCTIONS/IL04716002Z2011_03.pdf">ftp://ftp.moeller.net/DOCUMENTATION/AWA_INSTRUCTIONS/IL04716002Z2011_03.pdf</a>	