





Unlike fixed head microwave detectors the MWS3A offers a unique presence/absence detection capability by using an adjustable head.

This incorporates an innovative locking mechanism to prevent tampering. By changing the angle of the head, different detection patterns can be achieved to suit the application. An integral sensitivity adjustment allows the detector to be fine tuned to its environment. The detector is self contained and can be flush or surface mounted using a separate detector back box.

Key Product Features	
Unique adjustable head design	
Locking mechanism to prevent tampering	
Can be flush or surface mounted	

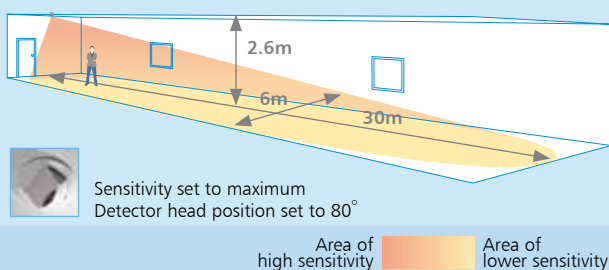
Switching Detectors	
PRM version functionality	PRM 
Switching with lux level sensing (IR handset adjustment)	
Active photocell	
Time delay function	
Presence detection switching	
Absence detection switching	
Programmable via IR handset	
Adjustable detection sensitivity	
On/off override via optional IR handset	
Manual on/off override via switch input	

Dimming Detectors	
DD and AD version functionality (in addition to PRM)	
Dimming functionality	
Two channel flexibility	
Step-down illuminance	
Maintained illuminance (daylight harvesting)	
Burn in feature for fluorescent tubes	
Control of DALI, DSI or 1–10V loads depending on product	
Integral relay to reduce parasitic power	
Suitable for all lighting types	
Manual dimming with IR	
Manual dimming with switch inputs	

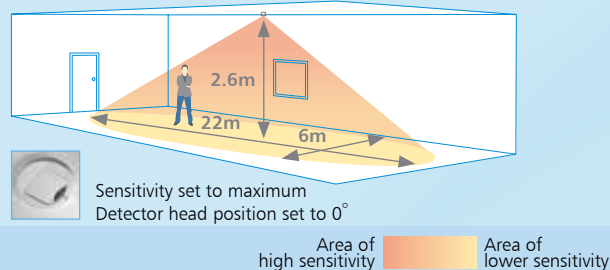
Selected switching detectors are available with the following options	
Low voltage 12–24V AC/DC	
Voltage free contact	
2 channel	
2 channel normally closed for fail-safe applications	
Contact our sales office for the variants available	

 Learn more about detector types on pages 11–13

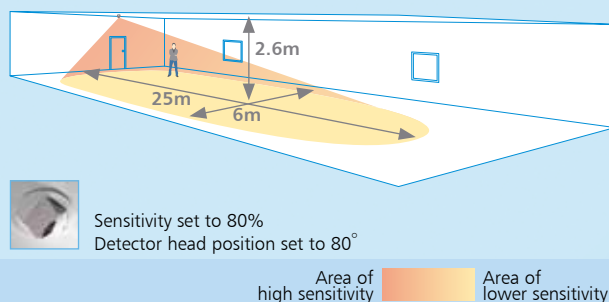
Detection Pattern – e.g. corridors



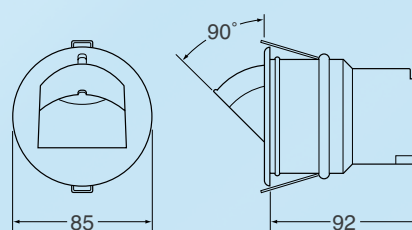
Detection Pattern – e.g. mid-sized office



Detection Pattern – e.g. large office or classroom



Dimensions



All dimensions in mm

	Order Code	Description	Load Rating at 230VAC					Time Delay
			R	I	F	CF	LED	
PRM	MWS3A-PRM	Adjustable head microwave presence/absence detector with lux level sensing, infrared override and time delay function	10A	10A	10A	10A	10A	10s–99m
	MWS3A-PRM-L3	Adjustable head microwave presence/absence detector with lux level sensing, infrared override, time delay function and 3m lead	10A	10A	10A	10A	10A	10s–99m
	MWS3A-DD	Adjustable head microwave presence/absence detector with Direct Dim and time delay function. (up to 20 ballasts). DALI/DSI	10A	10A	10A	10A	10A	10s–99m
	MWS3A-AD	Adjustable head microwave presence/absence detector for 1–10V analogue dimming output (up to 10 ballasts)	10A	10A	10A	10A	10A	10s–99m

R = Resistive I = Incandescent F = Fluorescent CF = Compact Fluorescent

Accessories	Description
	UNLCDHS Professional commissioning handset. See page 16
	UHS5 Commissioning handset. See page 15
	UHS6 Building manager's handset. See page 15
	UHS7 User handset. See page 15
	MWS3A-DBB Surface mount back box
	MWS3A-DBB-WBRKT Wall mounting bracket for MWS3A series
	MWS3A-VPPC Wall mounted clear protective cover. Use in conjunction with the wall mounting bracket
	MWS3A-DBB-EXT Surface mount back box extender