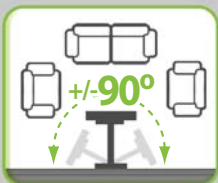
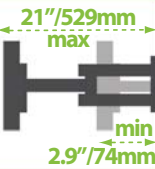




Essentials TV WALL MOUNTS



SGS

TECHNICAL DATA SHEET: LERTA400-RO FULL MOTION TV WALL MOUNT

Simple, safe and attractive

The Ross Essentials series TV wall mounts offer a simple and elegant solution to wall mounting of a flat panel TV. They offer a range of adjustability features and articulation formats to suit every mounting situation and every customer preference for easy and convenient TV positioning.

Each format is available in a range of sizes to permit safe and efficient mounting of almost any brand of flat screen TV.

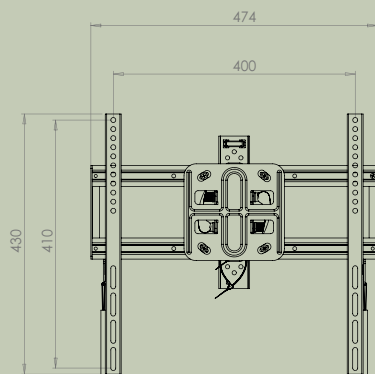
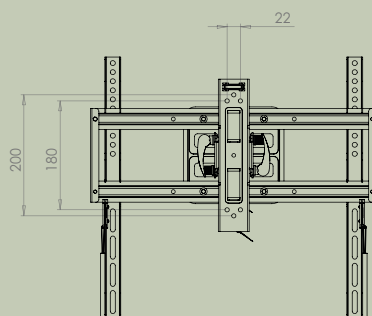
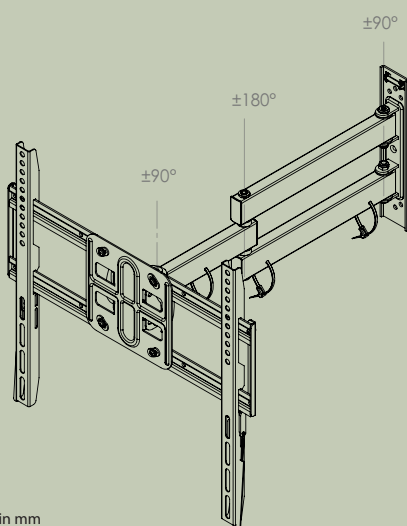
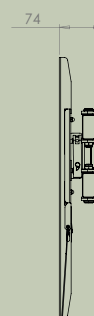
Features:

- Full motion arm for ultimate viewing flexibility
- TV screen can be positioned at 90° to wall
- Built-in spirit level for accurate installation
- Easy hook-on mounting
- Secure mount for safety and peace of mind

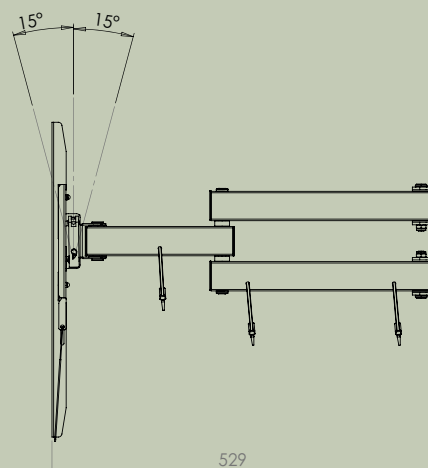


Technical Specifications:

Max Load	Distance from Wall		Swivel Range	Tilt Range	No. of Articulation Points	Mounting pattern	VESA Compatible:
	Max (Extended)	Min (folded)					
40Kg/ 88lbs	529mm/ 21"	74mm/ 2.9"	+/- 90°	+/- 15°	3	Single Stud & Solid Wall	200x100- 400x400

**DIMENSIONS & SPECIFICATIONS SHEET: LERTA400-RO
FULL MOTION TV WALL MOUNT****VESA Details****Mounting Hole Details****Min Profile**

All dimensions are in mm

Max Extension**Packaging Information:**

Product Number	Description	Product Packaging		Outer Packaging		
		Type	Barcode	Type	Qty in Box	Barcode
LERTA400-RO	Full Motion TV Wall Mount	Colour Gift Box	5015056 520803	Brown Outer with Label	2	05015056 520902

Weight & Dimensions:

Product			Product Box			Outer Box		
Extended	Folded	Net Weight	Dimensions	Gross Weight	Cubic	Dimensions	Gross Weight	Cubic
47 x 43 x 52.9 cm	47 x 43 x 8.7 cm	3.73kg	50 x 27 x 9.6 cm	4.4kg	0.0130m ³	53 x 30 x 22 cm	10kg	0.0350m ³
18.50" x 16.93" x 20.83"	18.50" x 16.93" x 3.43"	8.206lbs	19.69" x 10.63" x 3.78"	9.68lbs	0.4577ft ³	20.87" x 11.81" x 8.66"	22lbs	1.2353ft ³